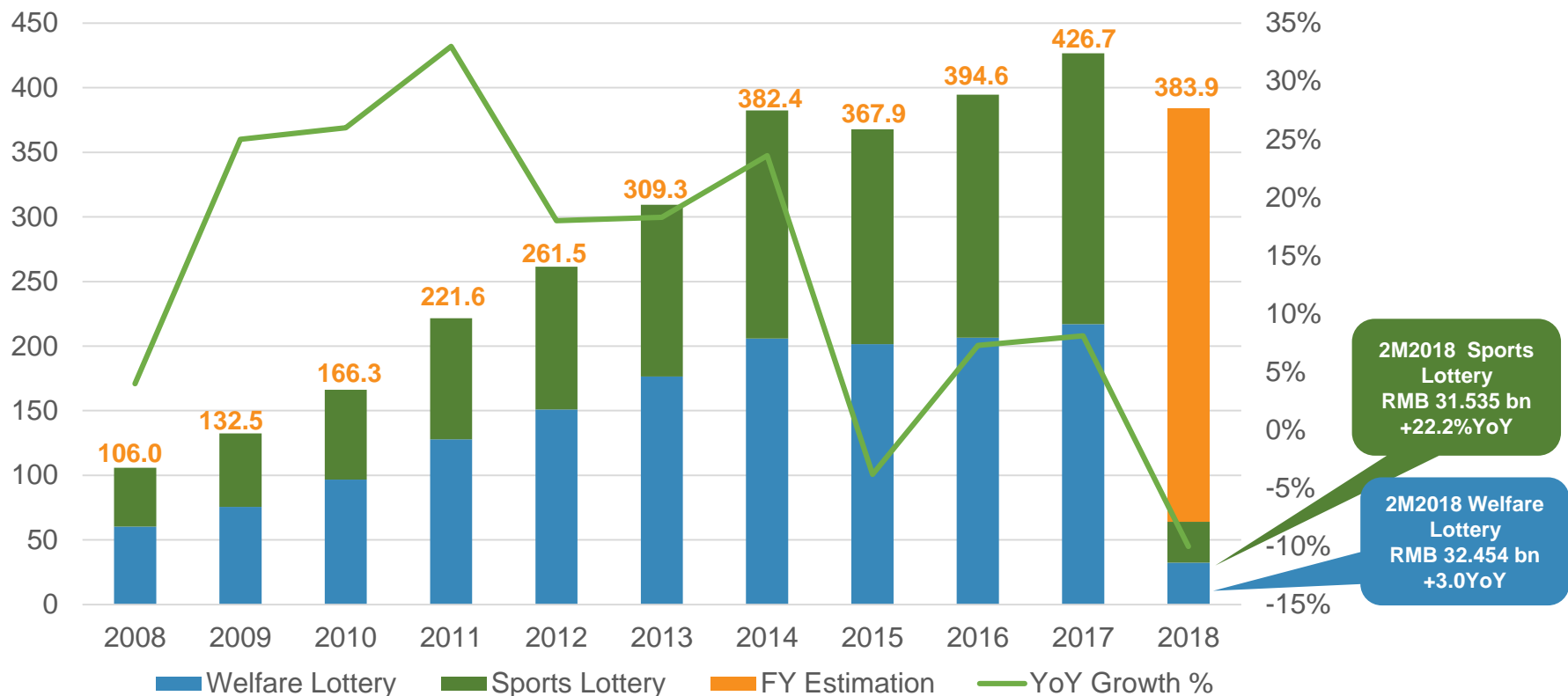


China Lottery Sales Performance

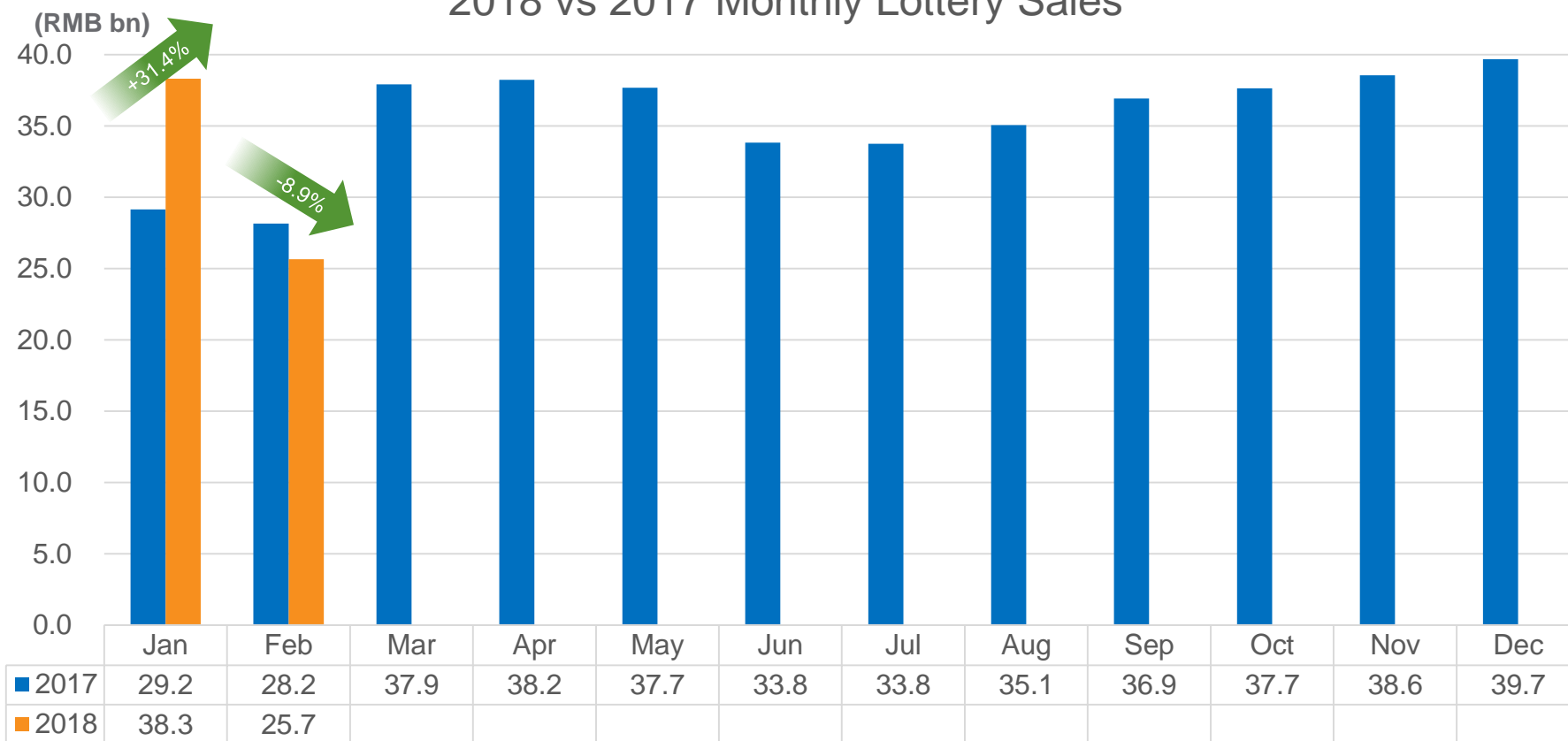
Total sales of China lottery in Jan – Feb 2018 increased by 11.6% YoY to RMB 63.988 billion.

2008-2018 China Lottery Sales Performance



China Lottery Sales Performance

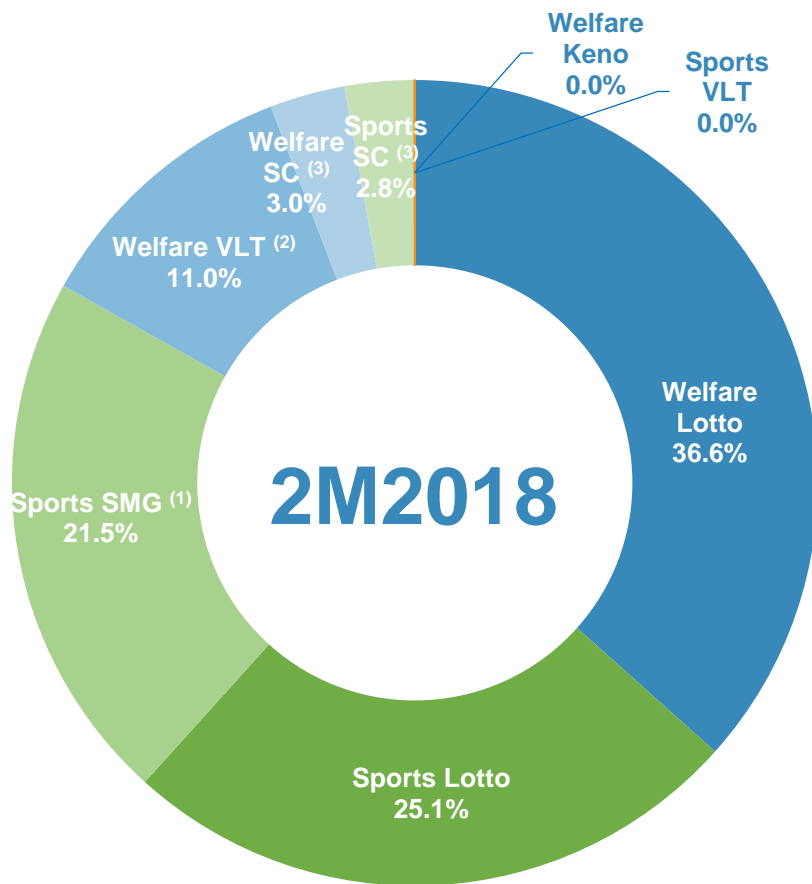
2018 vs 2017 Monthly Lottery Sales



Source: Ministry of Finance

China Lottery Sales in Jan - Feb 2018

Welfare Lottery sales increased by 3.0% YoY to RMB 32.454 billion in Jan - Feb 2018, Sports Lottery sales increased by 22.2% YoY to RMB 31.535 billion in Jan - Feb 2018.



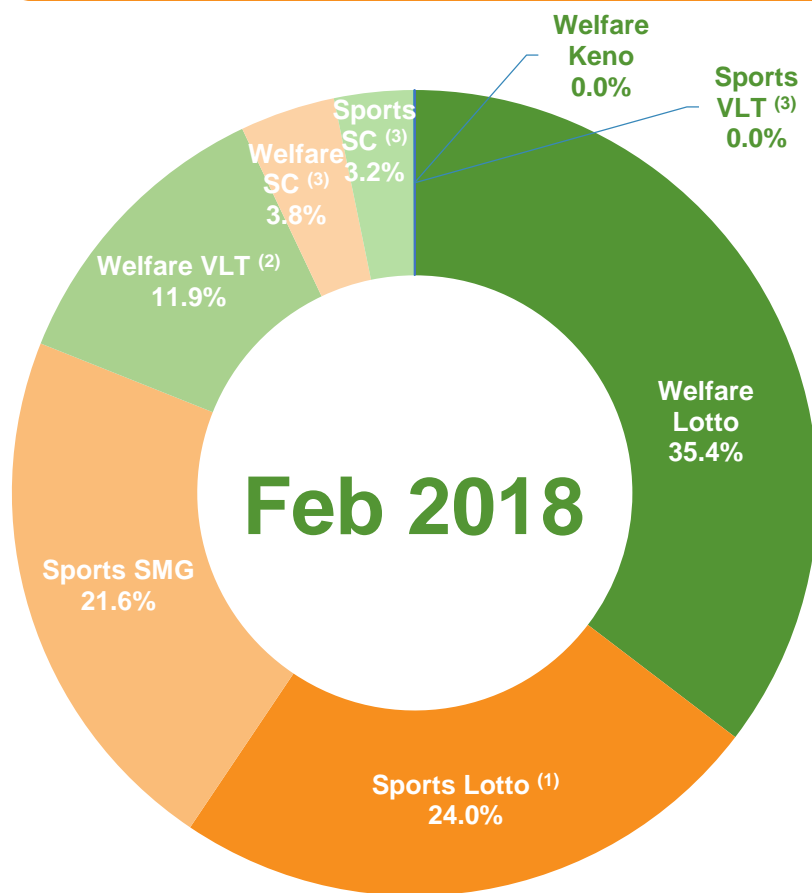
	2M2018 Sales (RMB bn)	YoY (%)	Percentage of Total Sales (%)
Welfare Lottery	32.454	+3.0%	50.7%
▪ Lotto	23.428	+5.4%	36.6%
▪ Welfare VLT	7.070	-0.8%	11.0%
▪ Scratch cards	1.935	-8.8%	3.0%
▪ Keno	0.020	-26.4%	0.0%
Sports Lottery	31.535	+22.2%	49.3%
▪ Lotto	16.043	+14.3%	25.1%
▪ SMG	13.726	+38.5%	21.5%
▪ Scratch cards	1.765	-5.3%	2.8%
▪ Sports VLT	0.001	-60.1%	0.0%
Total Lottery	63.988	+11.6%	100.0%

Source: Ministry of Finance

Note: (1) SMG: Single Match Games; (2) VLT: Video Lottery Terminals; (3) SC: Scratch Cards.

China Lottery Sales in Feb 2018

Welfare Lottery sales decreased by 14.2% YoY to RMB 13.118 billion in Feb 2018,
Sports Lottery sales decreased by 2.5% YoY to RMB 12.541 billion in Feb 2018.



	Feb 2018 Sales (RMB bn)	YoY (%)	Percentage of Total Sales (%)
Welfare Lottery	13.118	-14.2%	51.1%
▪ Lotto	9.075	-13.4%	35.4%
▪ Welfare VLT	3.055	-16.1%	11.9%
▪ Scratch cards	0.980	-15.7%	3.8%
▪ Keno	0.008	-38.7%	0.0%
Sports Lottery	12.541	-2.5%	48.9%
▪ Lotto	6.171	-10.8%	24.0%
▪ SMG	5.551	+11.0%	21.6%
▪ Scratch cards	0.819	-12.8%	3.2%
▪ Sports VLT	0.000	-56.2%	0.0%
Total Lottery	25.659	-8.9%	100.0%

Source: Ministry of Finance

Note: (1) SMG: Single Match Games; (2) VLT: Video Lottery Terminals; (3) SC: Scratch Cards.