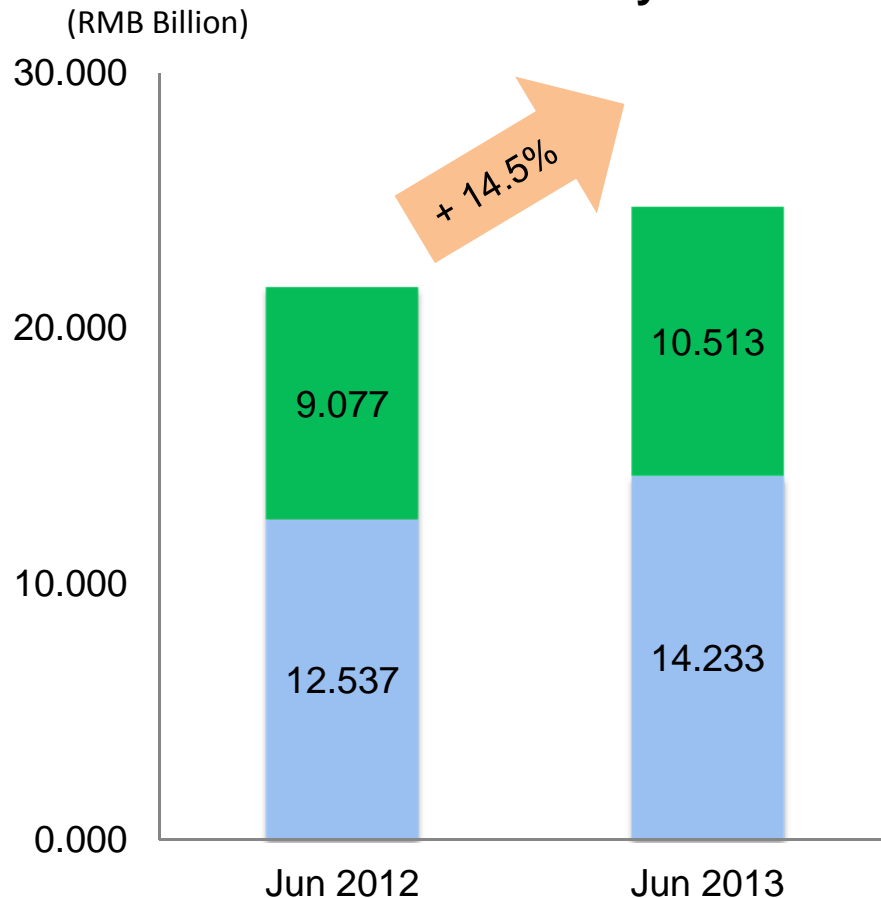


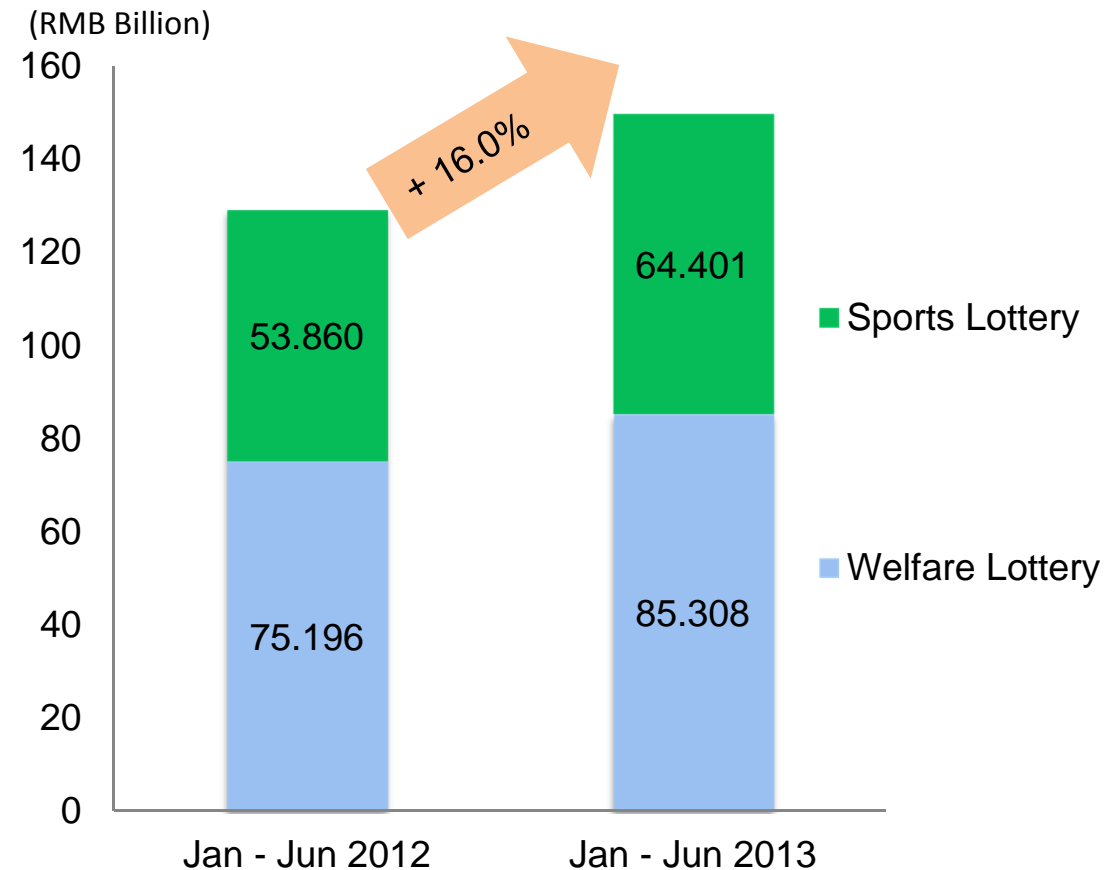
China Lottery Sales Performance

- ✓ Announced by the Ministry of Finance, total lottery sales in June of 2013 increased by 14.5% YoY to RMB 24.746 billion from RMB 21.614 billion for the same period last year.
- ✓ Total lottery sales for the first six months of 2013 increased by 16.0% YoY to RMB 149.709 billion, compared to RMB 129.056 billion for the same period last year.

Jun 2013 Lottery Sales



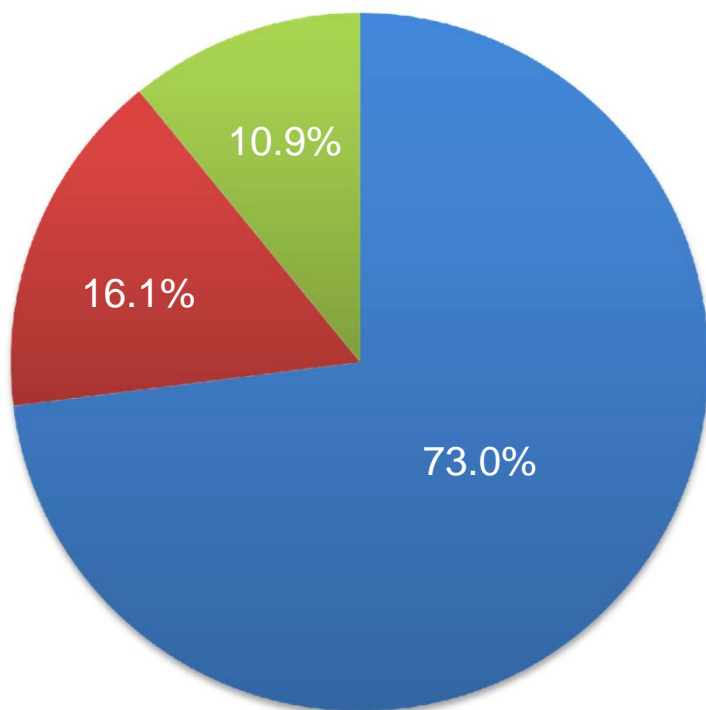
Jan - Jun 2013 Lottery Sales



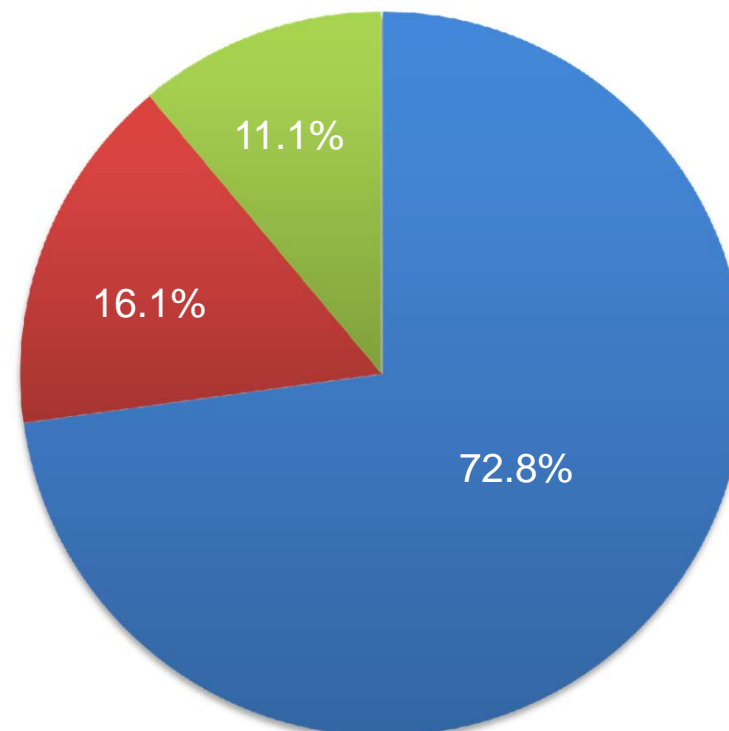
Welfare Lottery Sales Performance

- ✓ Welfare Lottery sales increased by 13.5% YoY to RMB 14.233 billion in June 2013, accounted for 57.52% of total lottery sales. Lotto games, VLT and Instant Scratch Cards accounted for 73.00%, 16.11% and 10.89% of total welfare lottery sales, respectively.
- ✓ In first six months of 2013, Welfare Lottery sales increased by 13.4% YoY to RMB 85.308 billion, accounted for 56.98% of total lottery sales. Lotto games, VLT and Instant Scratch Cards accounted for 72.84%, 16.09% and 11.07% of total welfare lottery sales, respectively.

Jun 2013 Welfare Lottery Market Share by Type



Jan - Jun 2013 Welfare Lottery Market Share by Type



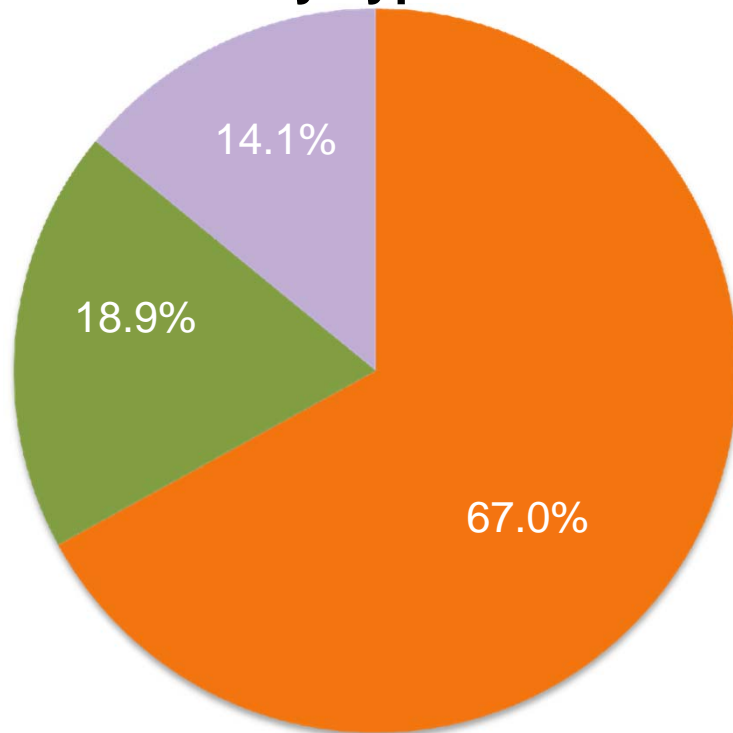
■ Welfare Lotto ■ Welfare VLT ■ Welfare Scratch Cards

■ Welfare Lotto ■ Welfare VLT ■ Welfare Scratch Cards

Sports Lottery Sales Performance

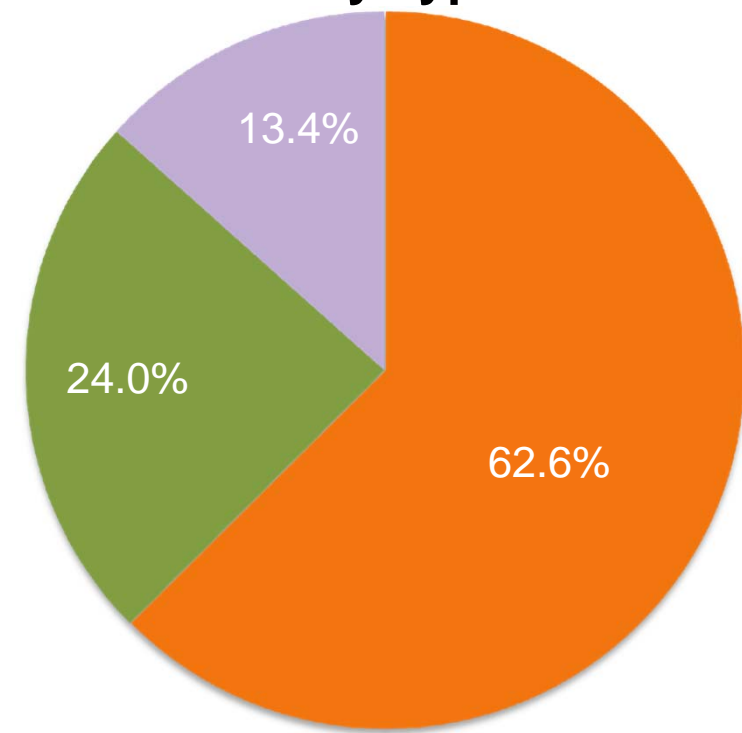
- ✓ Sports Lottery sales increased by 15.8% YoY to RMB 10.513 billion in June 2013, accounted for 42.48% of total lottery sales. Lotto games, Single Match Game and Instant Scratch Cards accounted for 67.02%, 18.90% and 14.08% of total Sports Lottery sales, respectively.
- ✓ In first six months of 2013, Sports Lottery sales increased by 19.6% YoY to RMB 64.401 billion, accounted for 43.02% of total lottery sales. Lotto games, Single Match Game and Instant Scratch Cards accounted for 62.55%, 24.05% and 13.41% of total Sports Lottery sales, respectively.

**Jun 2013 Lottery Market
Share by Type**



■ Sports Lotto ■ Sports SMG ■ Sports Scratch Cards

**Jan - Jun 2013 Lottery Market
Share by Type**



■ Sports Lotto ■ Sports SMG ■ Sports Scratch Cards

Lottery Sales in June and First Six Months of 2013

	Jun 2013 (RMB/Billion)	Jun 2012 (RMB/Billion)	Change (%)	Jan – Jun 2013 (RMB/Billion)	Jan - Jun 2012 (RMB/Billion)	Change (%)
Welfare Lottery	14.233	12.537	+13.5	85.308	75.196	+13.4
- Lotto	10.390	9.079	+14.4	62.134	54.416	+14.2
- Video Lottery Terminal	2.293	1.836	+24.9	13.730	10.204	+34.6
- Instant Scratch Card	1.550	1.622	-4.5	9.444	10.577	-10.7
Sport Lottery	10.513	9.077	+15.8	64.401	53.860	+19.6
- Lotto	7.046	5.186	+35.9	40.280	30.944	+30.2
- Single Match Game	1.987	2.308	-13.9	15.487	13.334	+16.2
- Instant Scratch Card	1.480	1.583	-6.5	8.634	9.582	-9.9
Total	24.746	21.614	+14.5	149.709	129.056	+16.0