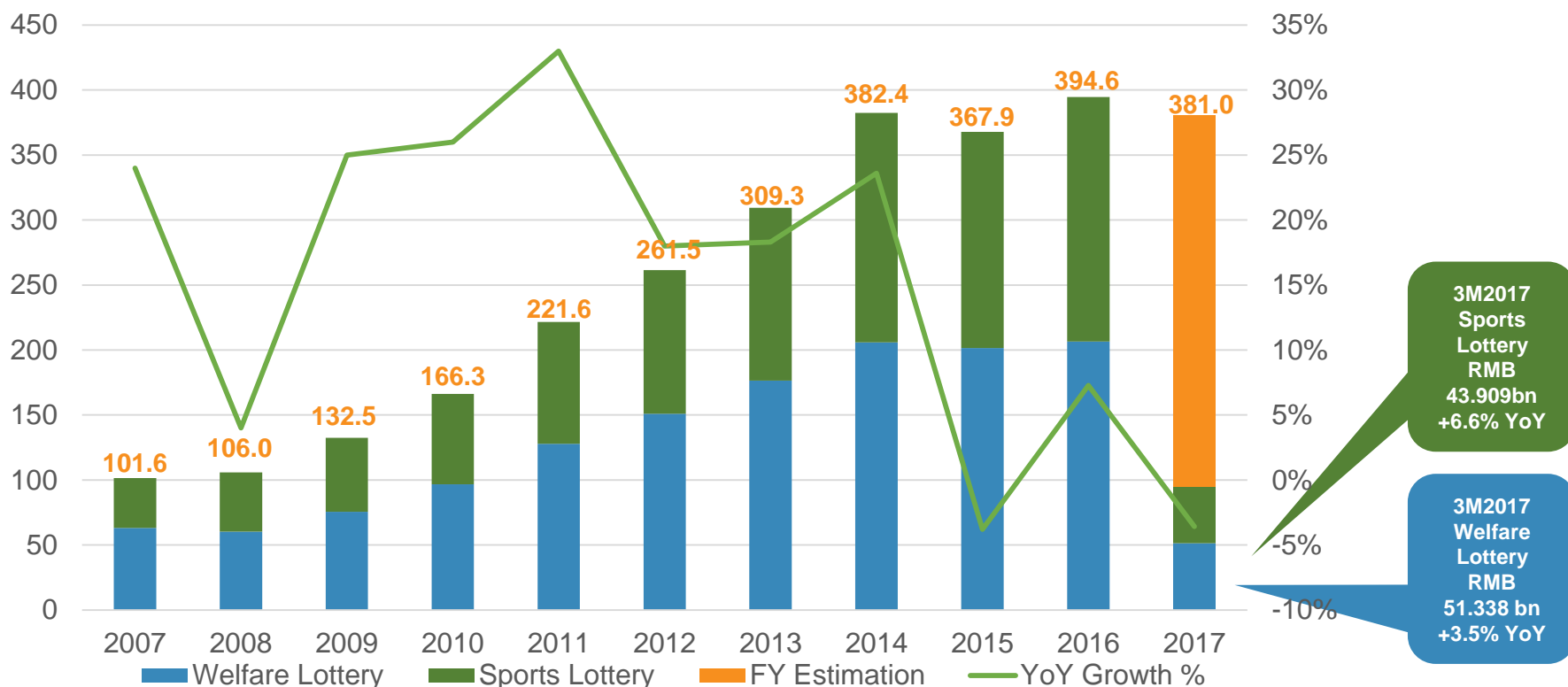


China Lottery Sales Performance

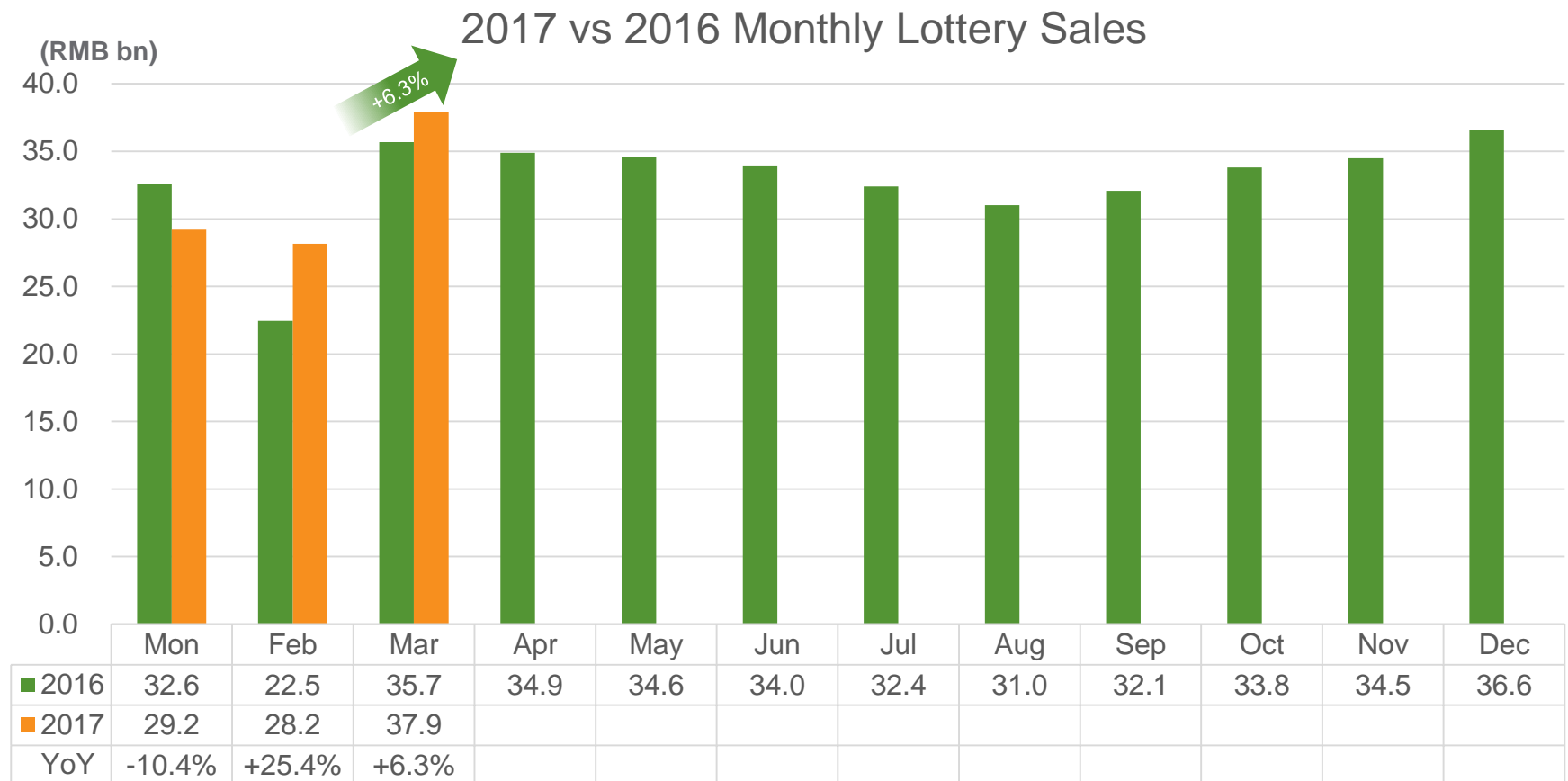
Total sales of China lottery from Jan - Mar 2017 increased by 4.9% YoY to RMB 95.248 billion.

2007-2017 China Lottery Sales Performance



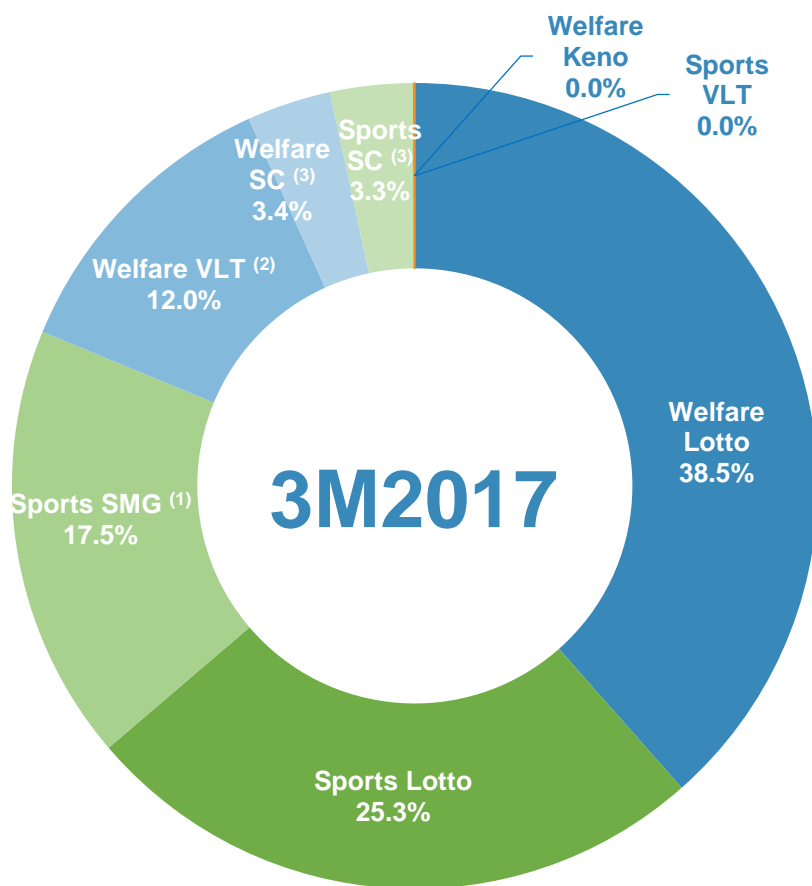
China Lottery Sales Performance

Total lottery sales in Mar 2017 increased by 6.3% YoY to RMB 37.933 billion



China Lottery Sales in Jan - Mar 2017

Welfare Lottery sales increased by 3.5% YoY to RMB 51.338 billion in Jan - Mar 2017, Sports Lottery sales increased by 6.6% YoY to RMB 43.909 billion in Jan - Mar 2017.



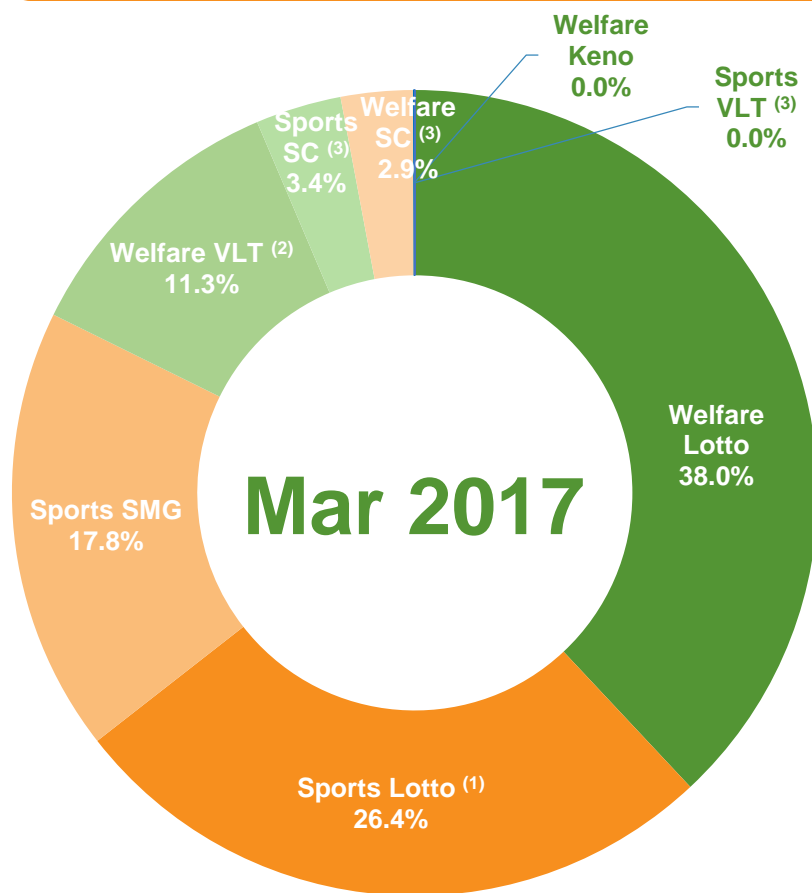
	3M2017 Sales (RMB bn)	YoY	Percentage of Total Sales
Welfare Lottery	51.338	+3.5%	53.9%
▪ Lotto	36.649	+6.0%	38.5%
▪ VLT	11.420	+3.9%	12.0%
▪ Scratch cards	3.224	-18.5%	3.4%
▪ Keno	0.045	-38.9%	0.0%
Sports Lottery	43.909	+6.6%	46.1%
▪ Lotto	24.060	+4.3%	25.3%
▪ SMG	16.676	+15.5%	17.5%
▪ Scratch cards	3.170	-14.5%	3.3%
▪ VLT	0.003	+93.9%	0.0%
Total Lottery	95.248	+4.9%	100.0%

Source: Ministry of Finance

Note: (1) SMG: Single Match Games; (2) VLT: Video Lottery Terminals; (3) SC: Scratch Cards.

China Lottery Sales in Mar 2017

Welfare Lottery sales increased by 3.8% YoY to RMB 19.830 billion in Mar 2017,
Sports Lottery sales increased by 9.2% YoY to RMB 18.103 billion in Mar 2017.



	Mar 2017 Sales (RMB bn)	YoY	Percentage of Total Sales
Welfare Lottery	19.830	+3.8%	52.3%
▪ Lotto	14.421	+6.6%	38.0%
▪ VLT	4.289	+4.5%	11.3%
▪ Scratch cards	1.103	-23.9%	2.9%
▪ Keno	0.017	-50.3%	0.0%
Sports Lottery	18.103	+9.2%	47.7%
▪ Lotto	10.026	+9.4%	26.4%
▪ SMG	6.769	+14.7%	17.8%
▪ Scratch cards	1.307	-13.3%	3.4%
▪ VLT	0.001	+83.4%	0.0%
Total Lottery	37.933	+6.3%	100.0%

Source: Ministry of Finance

Note: (1) SMG: Single Match Games; (2) VLT: Video Lottery Terminals; (3) SC: Scratch Cards.