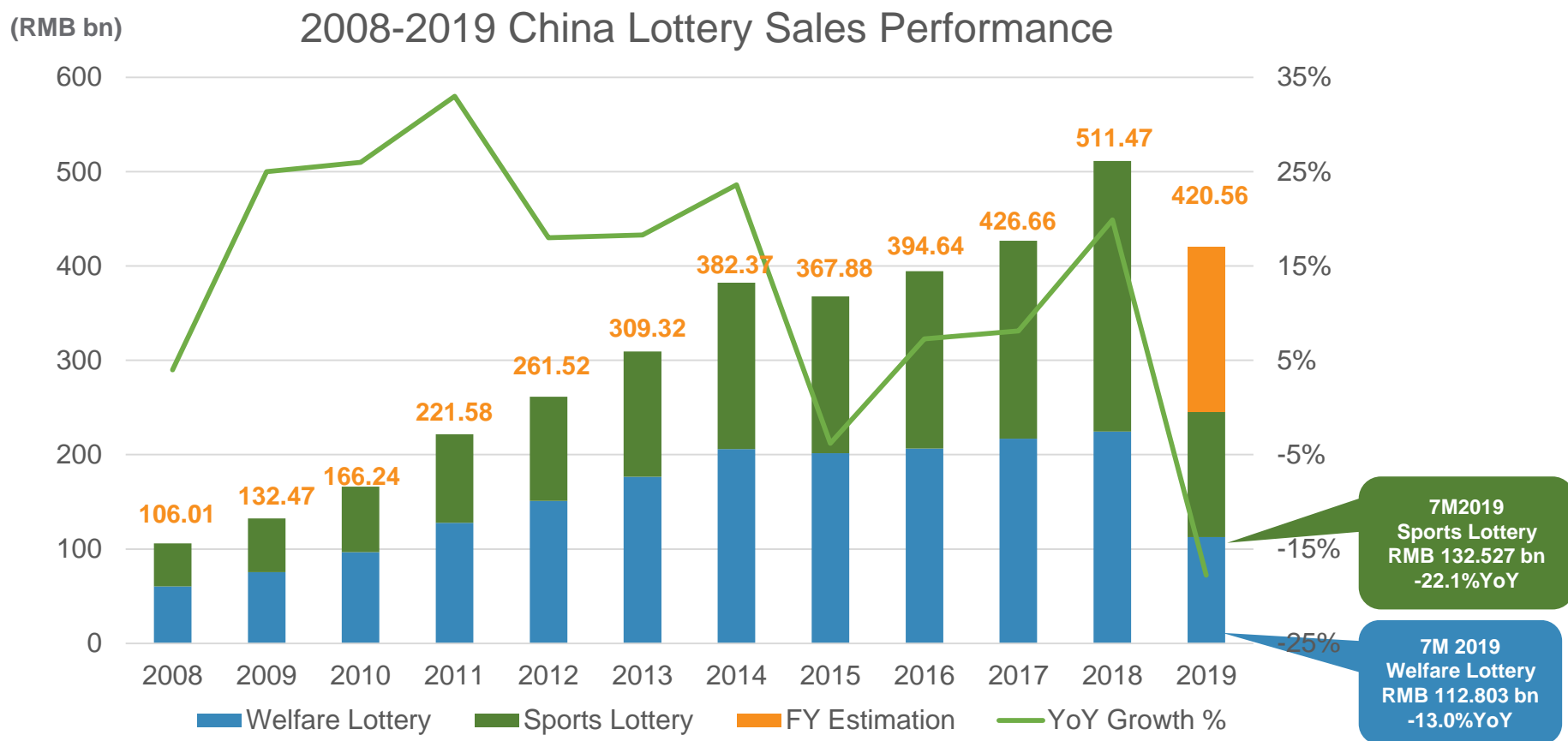


China Lottery Sales Performance

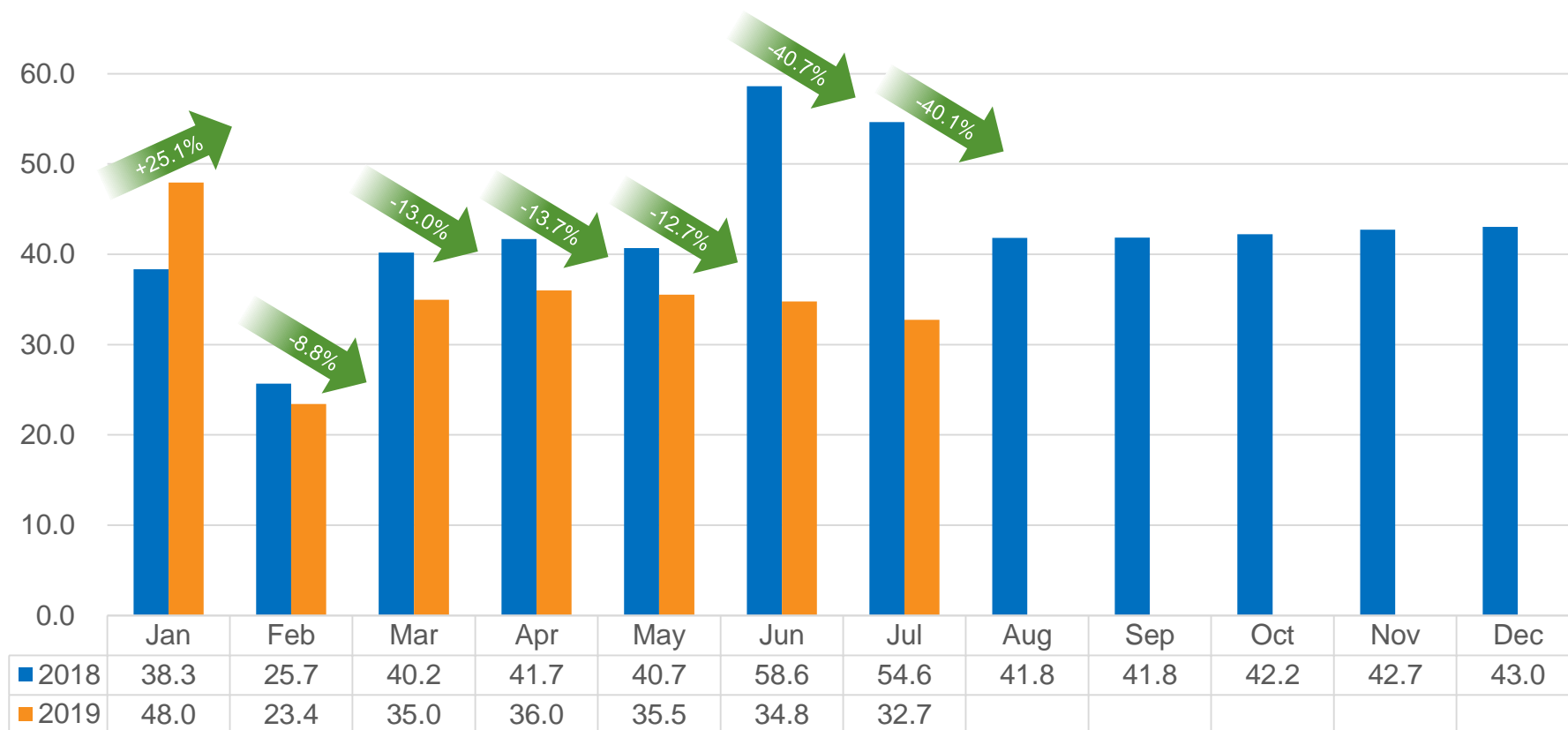
Total sales of China lottery in Jan - Jul 2019 decreased by 18.2% YoY to RMB 245.330 billion.



China Lottery Sales Performance

2019 vs 2018 Monthly Lottery Sales

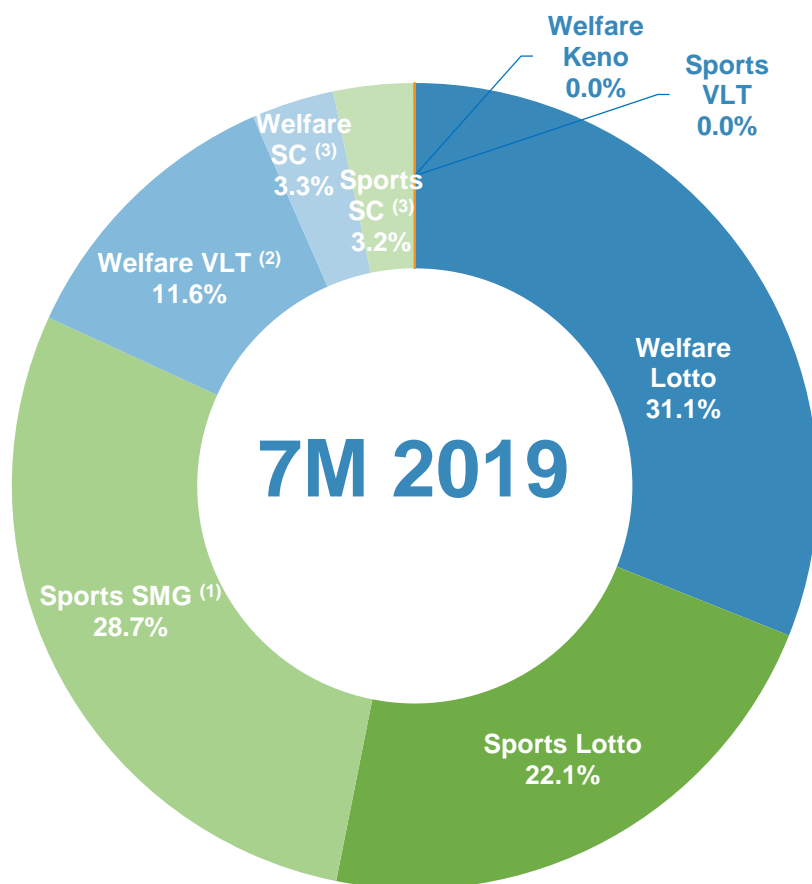
(RMB bn)



Source: Ministry of Finance

China Lottery Sales in Jan - Jul 2019

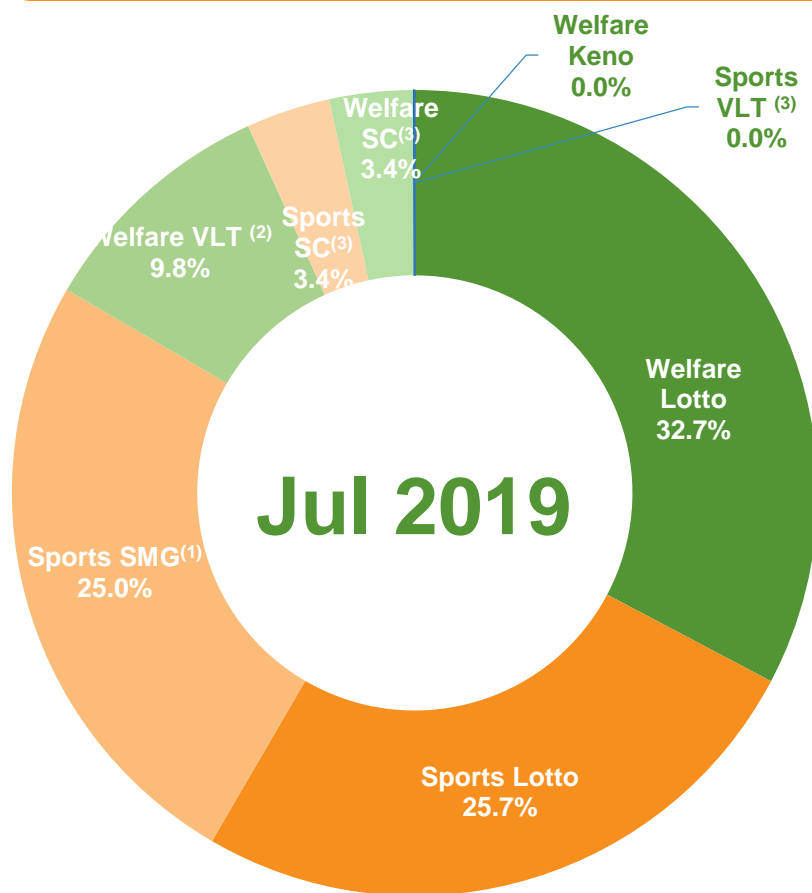
Welfare Lottery sales decreased by 13.0% YoY to RMB 112.803 billion in Jan - Jul 2019, Sports Lottery sales decreased by 22.1% YoY to RMB 132.527 billion in Jan - Jul 2019.



	7M 2019 Sales (RMB bn)	YoY (%)	Percentage of Total Sales (%)
Welfare Lottery	112.803	-13.0%	46.0%
▪Lotto	76.176	-20.5%	31.1%
▪Welfare VLT	28.397	4.0%	11.6%
▪Scratch cards	8.137	24.5%	3.3%
▪Keno	0.093	27.6%	0.0%
Sports Lottery	132.527	-22.1%	54.0%
▪Lotto	54.164	-16.4%	22.1%
▪SMG	70.480	-28.7%	28.7%
▪Scratch cards	7.882	20.1%	3.2%
▪Sports VLT	0.001	-76.7%	0.0%
Total Lottery	245.330	-18.2%	100.0%

China Lottery Sales in Jul 2019

Welfare Lottery sales decreased by 21.3% YoY to RMB 15.046 billion in Jul 2019,
Sports Lottery sales decreased by 50.2% YoY to RMB 17.688 billion in Jul 2019.



	Jul 2019 Sales (RMB bn)	YoY (%)	Percentage of Total Sales (%)
Welfare Lottery	15.046	-21.3%	46.0%
▪ Lotto	10.717	-25.6%	32.7%
▪ Welfare VLT	3.208	-18.8%	9.8%
▪ Scratch cards	1.105	48.8%	3.4%
▪ Keno	0.016	48.5%	0.0%
Sports Lottery	17.688	-50.2%	54.0%
▪ Lotto	8.398	-6.7%	25.7%
▪ SMG	8.189	-68.1%	25.0%
▪ Scratch cards	1.101	33.6%	3.4%
▪ Sports VLT	0.000	-26.8%	0.0%
Total Lottery	32.734	-40.1%	100.0%

Source: Ministry of Finance

Note: ⁽¹⁾ SMG: Single Match Games; ⁽²⁾ VLT: Video Lottery Terminals; ⁽³⁾ SC: Scratch Cards.