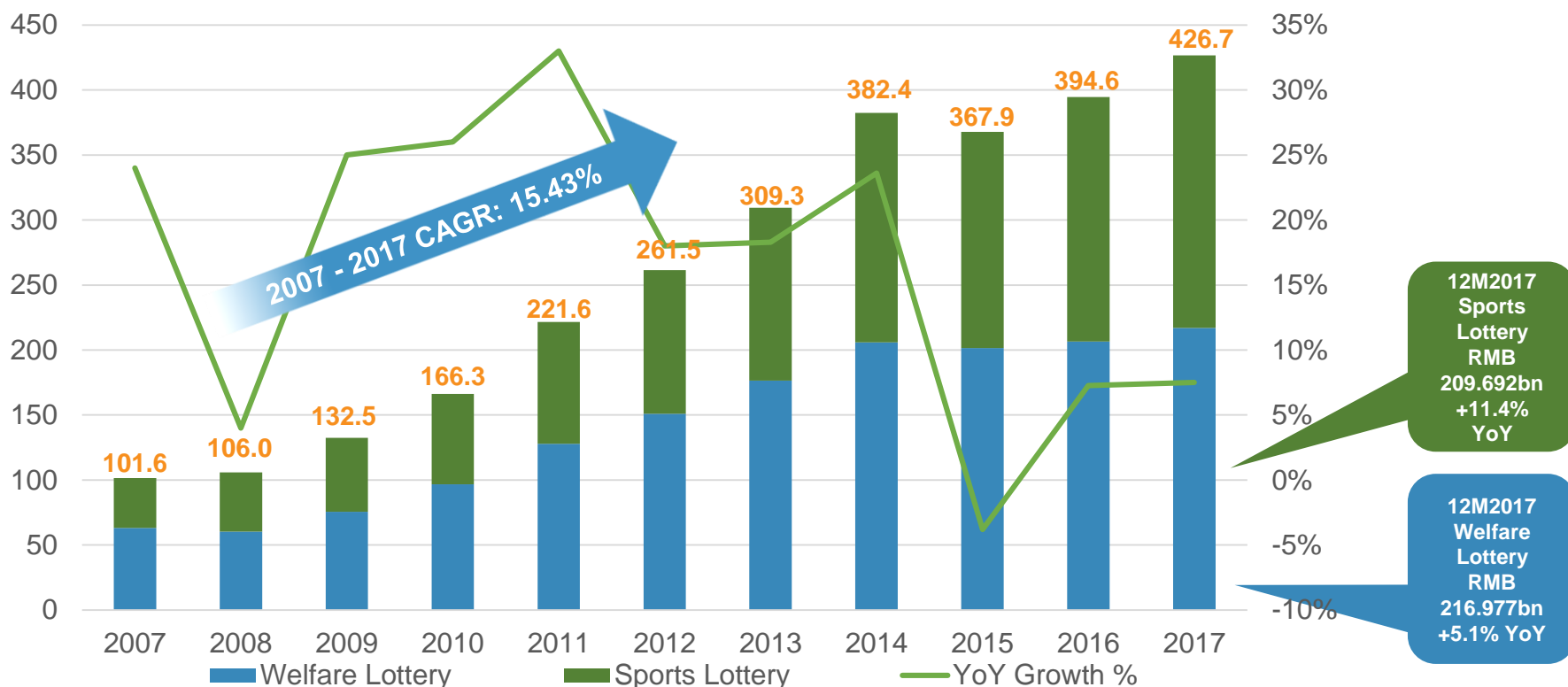


China Lottery Sales Performance

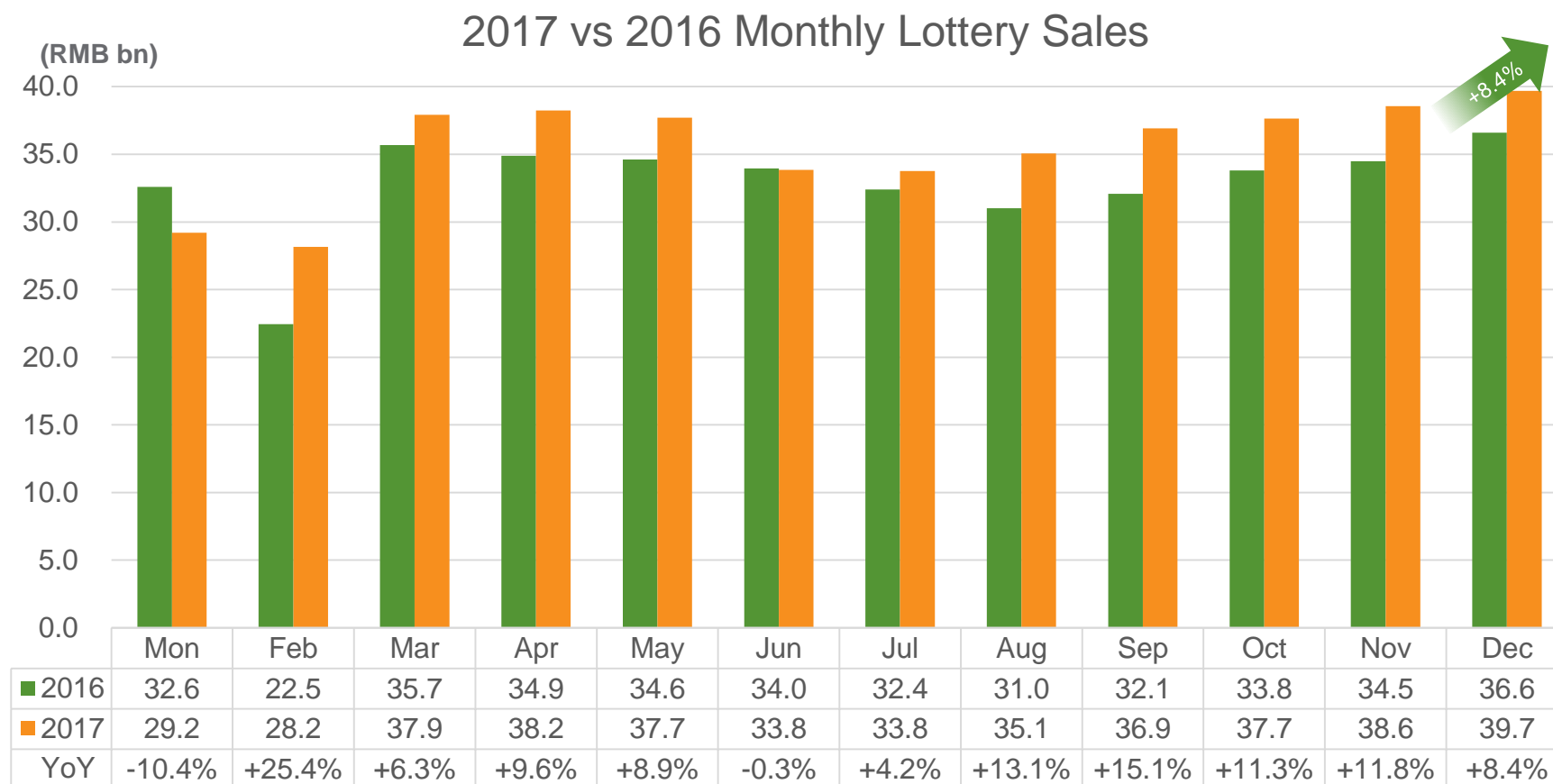
Total sales of China lottery from Jan - Dec 2017 increased by 8.1% YoY to RMB 426.669 billion.

2007-2017 China Lottery Sales Performance



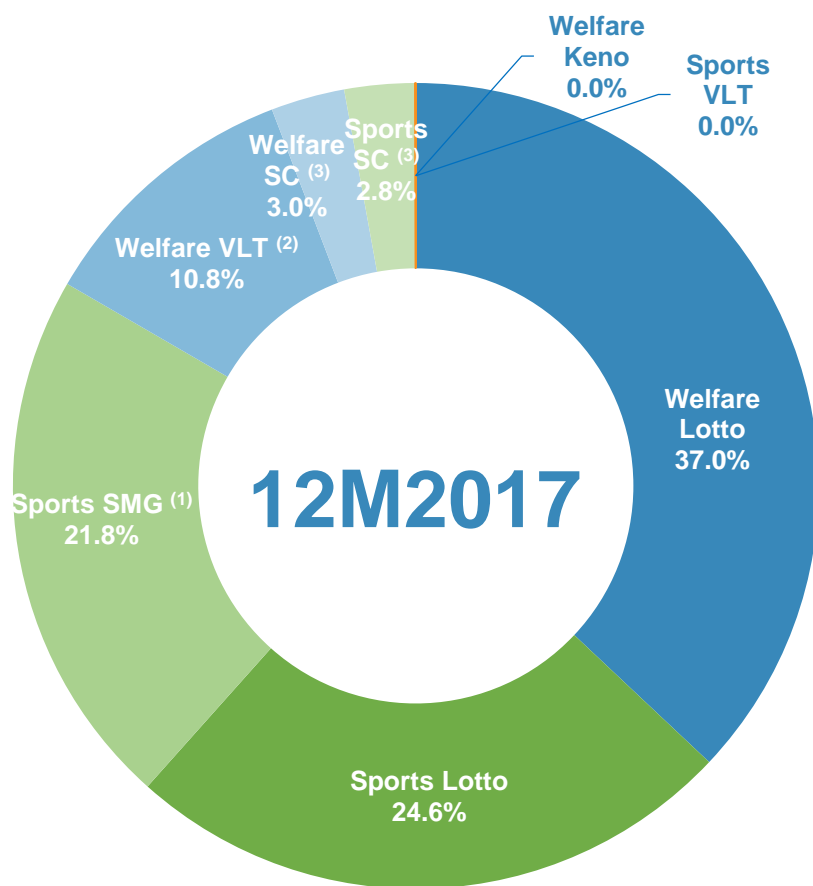
China Lottery Sales Performance

Total lottery sales in Dec 2017 increased by 8.4% YoY to RMB39.682 billion



China Lottery Sales in Jan - Dec 2017

Welfare Lottery sales increased by 5.1% YoY to RMB 216.977 billion in Jan - Dec 2017, Sports Lottery sales increased by 11.4% YoY to RMB 209.692 billion in Jan - Dec 2017.



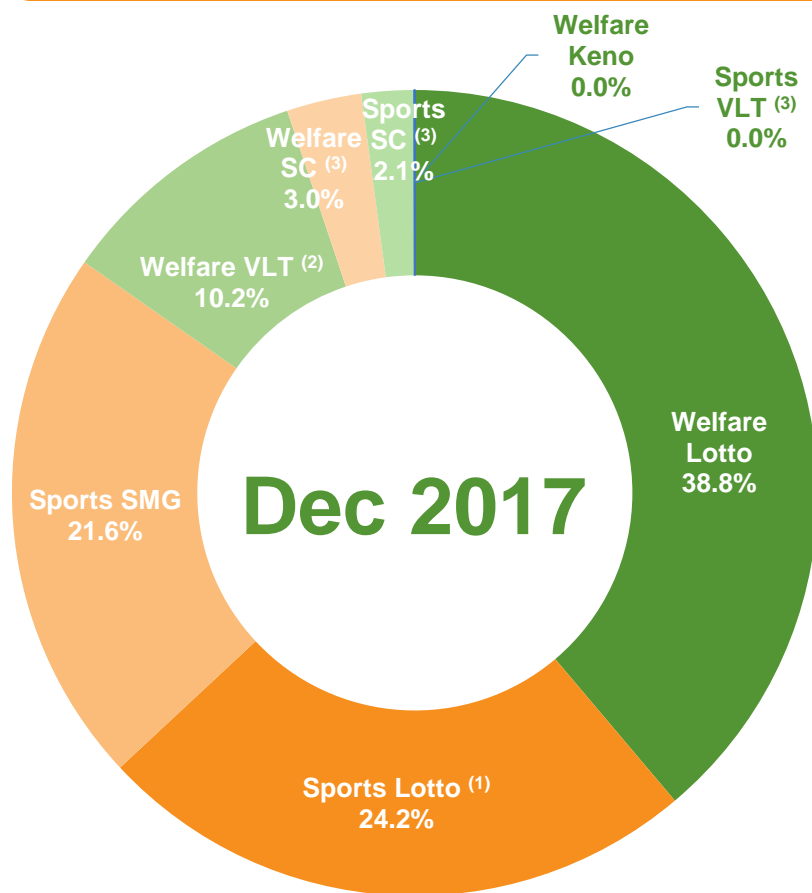
	12M2017 Sales (RMB bn)	YoY	Percentage of Total Sales
Welfare Lottery	216.977	+5.1%	50.9%
▪ Lotto	157.954	+7.6%	37.0%
▪ VLT	46.206	+3.8%	10.8%
▪ Scratch cards	12.634	-15.3%	3.0%
▪ Keno	0.182	-31.5%	0.0%
Sports Lottery	209.692	+11.4%	49.1%
▪ Lotto	104.861	+6.9%	24.6%
▪ SMG	92.852	+21.4%	21.8%
▪ Scratch cards	11.972	-11.7%	2.8%
▪ VLT	0.008	+0.1%	0.0%
Total Lottery	426.669	+8.1%	100.0%

Source: Ministry of Finance

Note: (1) SMG: Single Match Games; (2) VLT: Video Lottery Terminals; (3) SC: Scratch Cards.

China Lottery Sales in Dec 2017

Welfare Lottery sales increased by 3.3% YoY to RMB 20.650 billion in Dec 2017, Sports Lottery sales increased by 14.6% YoY to RMB 19.032 billion in Dec 2017.



	Dec 2017 Sales (RMB bn)	YoY	Percentage of Total Sales
Welfare Lottery	20.650	+3.3%	52.0%
▪ Lotto	15.410	+7.0%	38.8%
▪ VLT	4.035	-1.9%	10.2%
▪ Scratch cards	1.192	-18.3%	3.0%
▪ Keno	0.013	-24.6%	0.0%
Sports Lottery	19.032	+14.6%	48.0%
▪ Lotto	9.614	+6.9%	24.2%
▪ SMG	8.587	+34.1%	21.6%
▪ Scratch cards	0.831	-31.5%	2.1%
▪ VLT	0.0004	-53.8%	0.0%
Total Lottery	39.682	+8.4%	100.0%

Source: Ministry of Finance

Note: (1) SMG: Single Match Games; (2) VLT: Video Lottery Terminals; (3) SC: Scratch Cards.