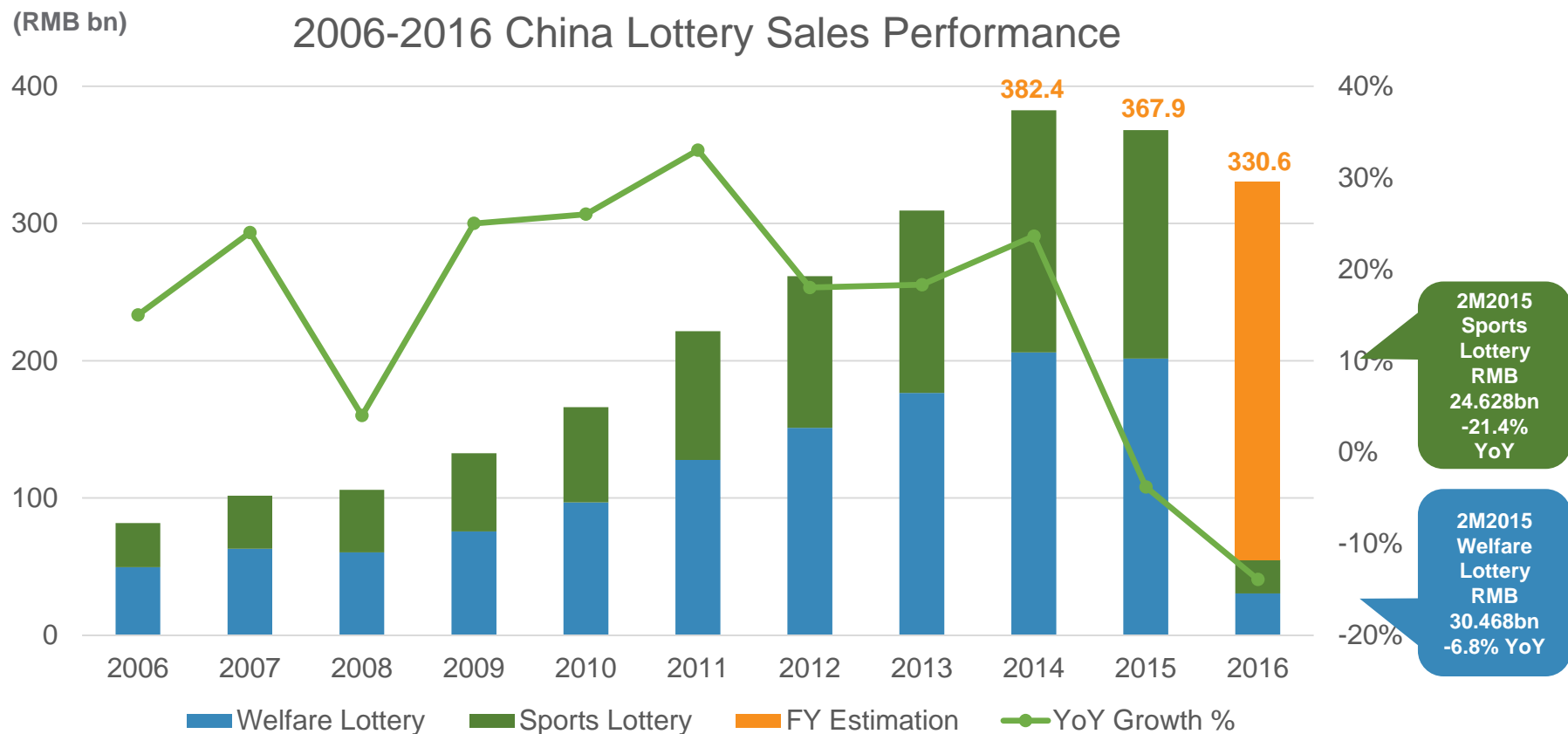


China Lottery Sales Performance

Total sales of China lottery from Jan - Feb 2016 decreased by 13.9% YoY to RMB 55.096 billion.

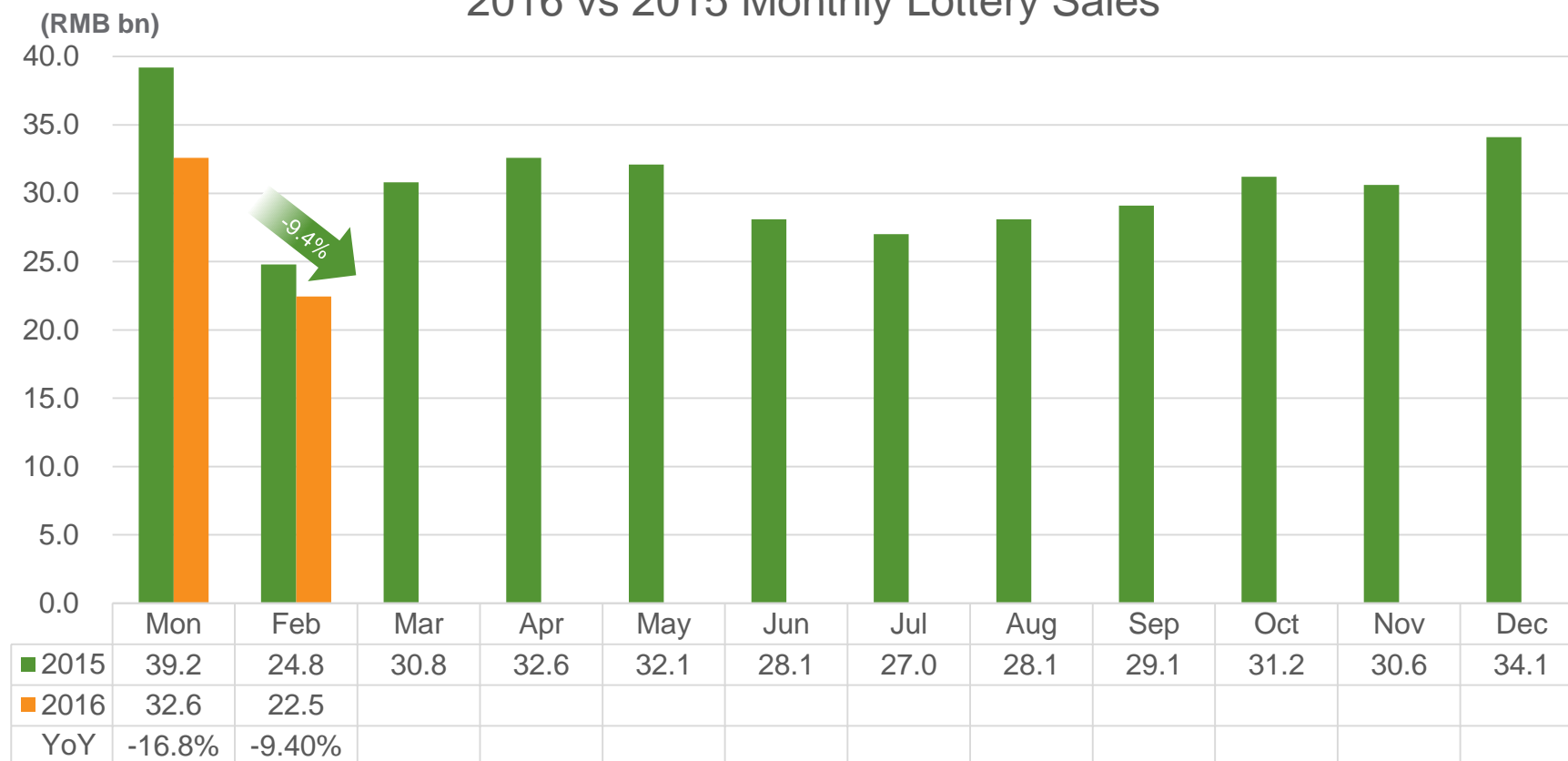
The total sales of China lottery in 2016 is expected to reach RMB 330.576 billion.



China Lottery Sales Performance

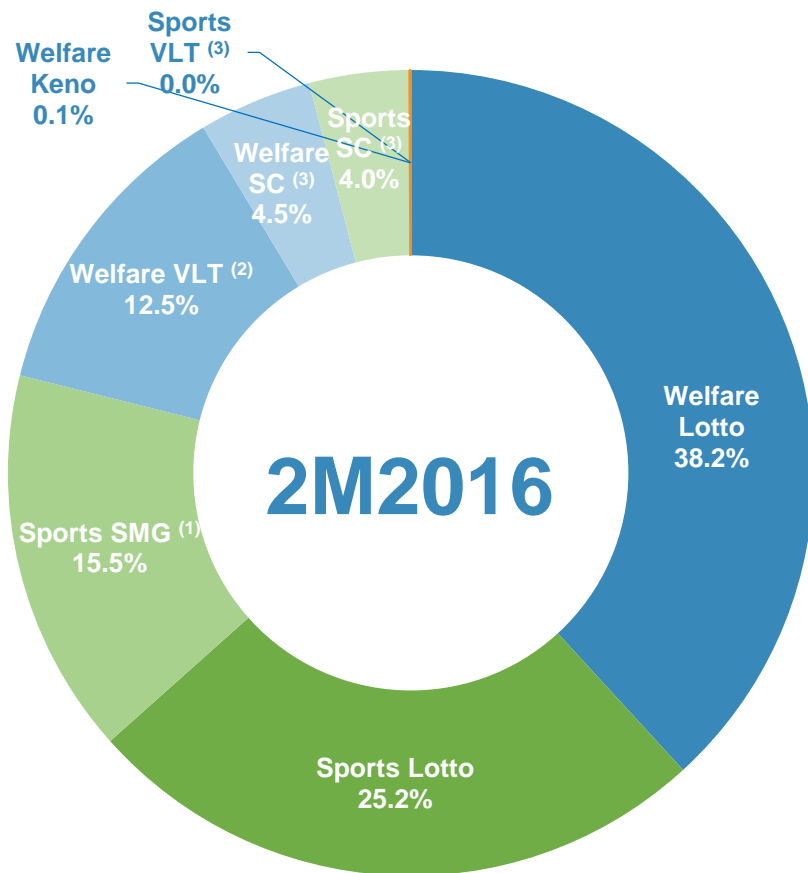
Total lottery sales in Feb 2016 decreased by 9.4% YoY to RMB 22.454 billion

2016 vs 2015 Monthly Lottery Sales



China Lottery Sales in Jan - Feb 2016

Welfare Lottery sales decreased by 6.8% YoY to RMB 30.468 billion in Jan - Feb 2016, Sports Lottery sales decreased by 21.4% YoY to RMB 24.628 billion in Jan - Feb 2016.



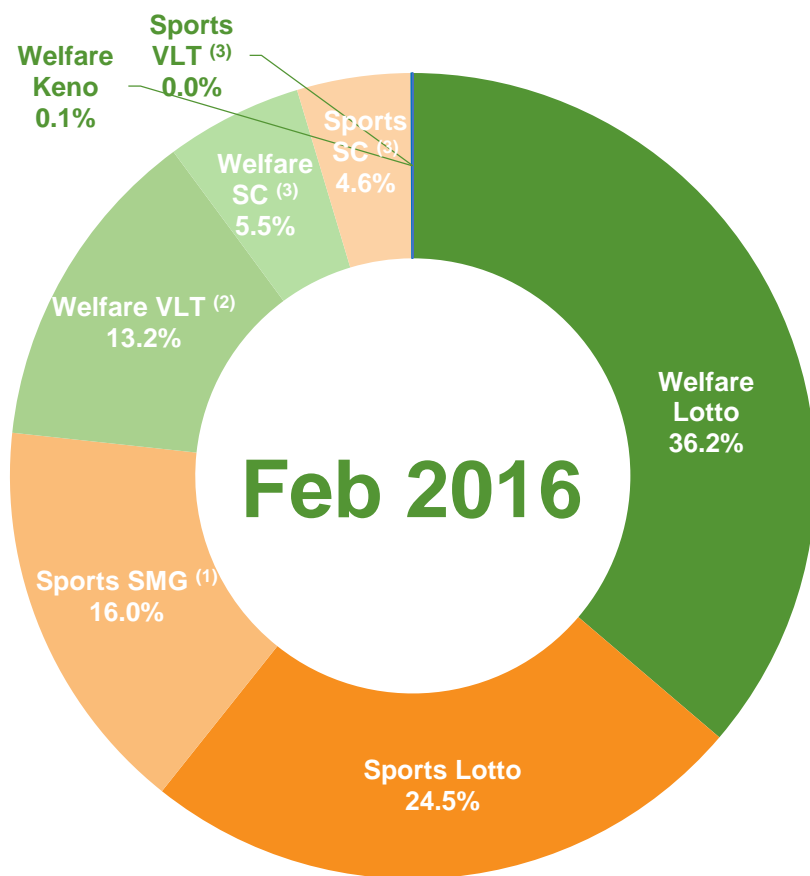
	2M2016 Sales (RMB bn)	YoY (%)	Percentage of Total Sales (%)
Welfare Lottery	30.468	-6.8%	55.3%
▪ Lotto	21.042	-11.7%	38.2%
▪ Welfare VLT	6.882	+7.8%	12.5%
▪ Scratch cards	2.505	+5.0%	4.5%
▪ Keno	0.039	-61.0%	0.1%
Sports Lottery	24.628	-21.4%	44.7%
▪ Lotto	13.893	-11.7%	25.2%
▪ SMG	8.534	-35.9%	15.5%
▪ Scratch cards	2.200	-3.2%	4.0%
▪ Sports VLT	0.0009	+139.0%	0.0%
Total Lottery	55.096	-13.9%	100.0%

Source: Ministry of Finance

Note: (1) SMG: Single Match Games; (2) VLT: Video Lottery Terminals; (3) SC: Scratch Cards.

China Lottery Sales in Feb 2016

Welfare Lottery sales decreased by 5.2% YoY to RMB 12.341 billion in Feb 2016, Sports Lottery sales decreased by 14.1% YoY to RMB 10.114 billion in Feb 2016.



	Feb 2016 Sales (RMB bn)	YoY (%)	Percentage of Total Sales (%)
Welfare Lottery	12.341	-5.2%	55.0%
▪ Lotto	8.137	-10.9%	36.2%
▪ Welfare VLT	2.956	+10.4%	13.2%
▪ Scratch cards	1.232	+5.7%	5.5%
▪ Keno	0.015	-60.2%	0.1%
Sports Lottery	10.114	-14.1%	45.0%
▪ Lotto	5.492	-8.6%	24.5%
▪ SMG	3.595	-23.8%	16.0%
▪ Scratch cards	1.026	-2.1%	4.6%
▪ Sports VLT	0.0006	+100.5%	0.0%
Total Lottery	22.454	-9.4%	100.0%

Source: Ministry of Finance

Note: (1) SMG: Single Match Games; (2) VLT: Video Lottery Terminals; (3) SC: Scratch Cards.