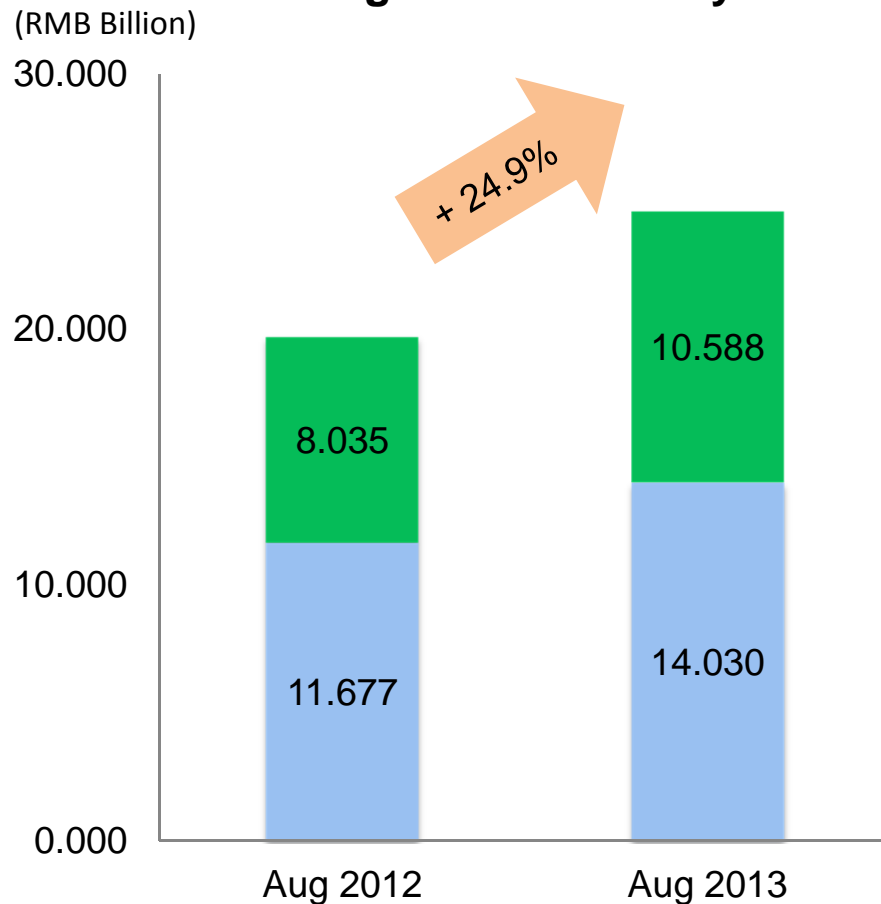


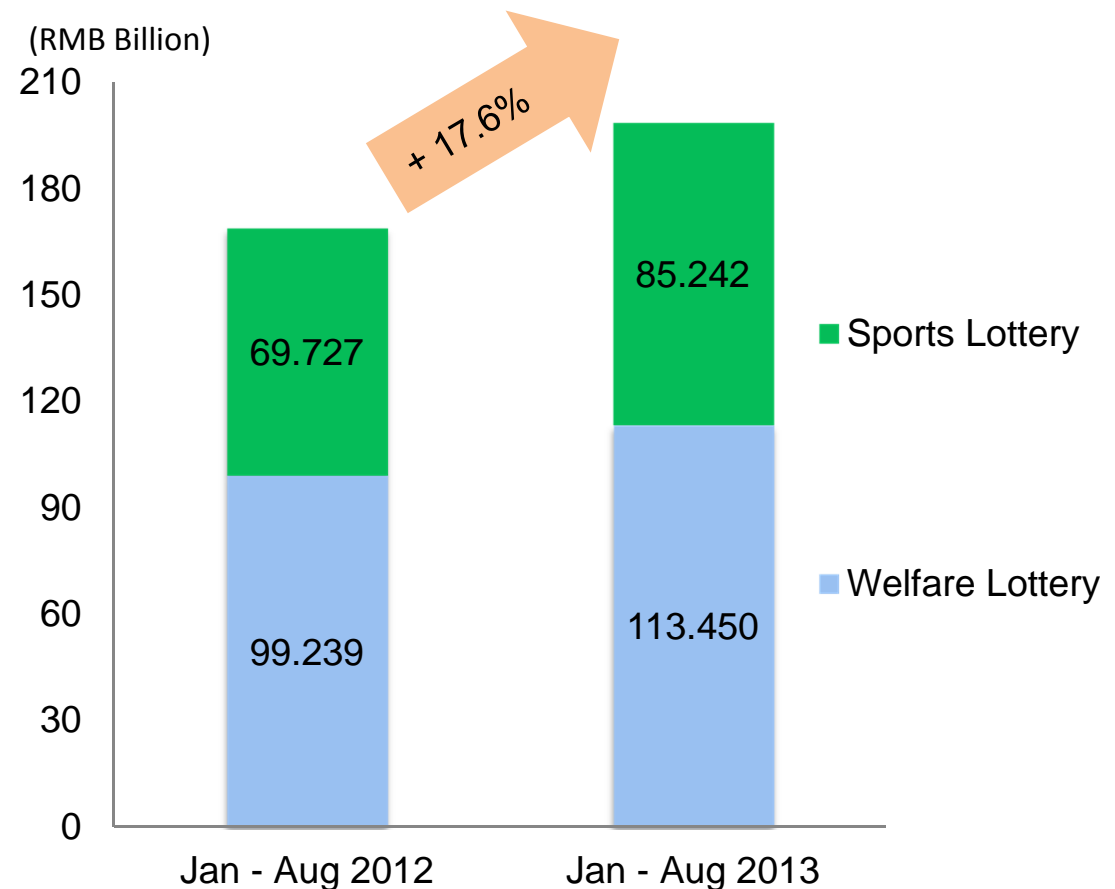
# China Lottery Sales Performance

- ✓ Announced by the Ministry of Finance, total lottery sales in August of 2013 increased by 24.9% YoY to RMB 24.618 billion from RMB 19.712 billion for the same period last year.
- ✓ Total lottery sales for the first eight months of 2013 increased by 17.6% YoY to RMB 198.692 billion, compared to RMB 168.966 billion for the same period last year.

## August 2013 Lottery Sales



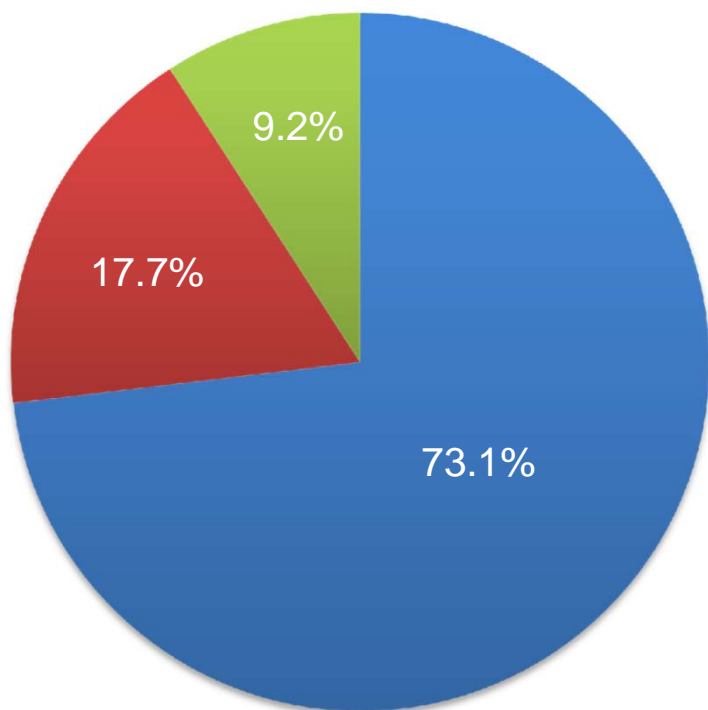
## Jan - Aug 2013 Lottery Sales



# Welfare Lottery Sales Performance

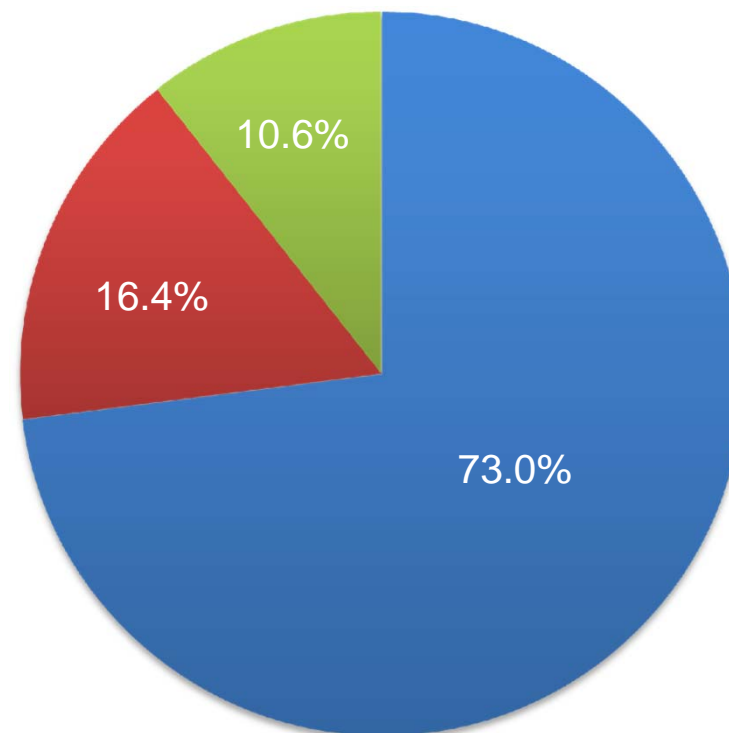
- ✓ Welfare Lottery sales increased by 20.2% YoY to RMB 14.030 billion in August 2013, accounted for 56.99% of total lottery sales. Lotto games, VLT and Instant Scratch Cards accounted for 73.13%, 17.71% and 9.16% of total welfare lottery sales, respectively.
- ✓ In first eight months of 2013, Welfare Lottery sales increased by 14.3% YoY to RMB 113.450 billion, accounted for 57.10% of total lottery sales. Lotto games, VLT and Instant Scratch Cards accounted for 72.99%, 16.39% and 10.62% of total welfare lottery sales, respectively.

**August 2013 Welfare Lottery Market Share by Type**



■ Welfare Lotto ■ Welfare VLT ■ Welfare Scratch Cards

**Jan - Aug 2013 Welfare Lottery Market Share by Type**

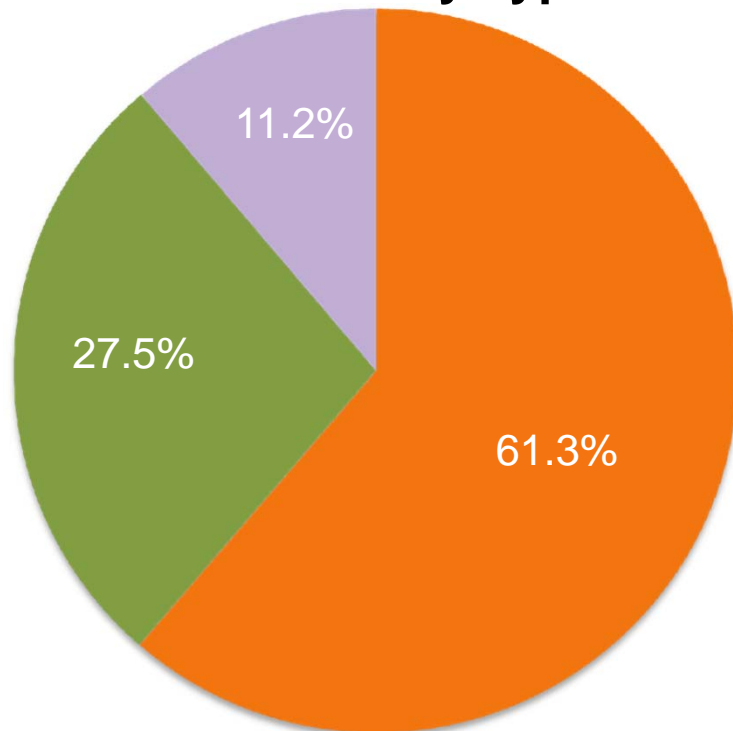


■ Welfare Lotto ■ Welfare VLT ■ Welfare Scratch Cards

# Sports Lottery Sales Performance

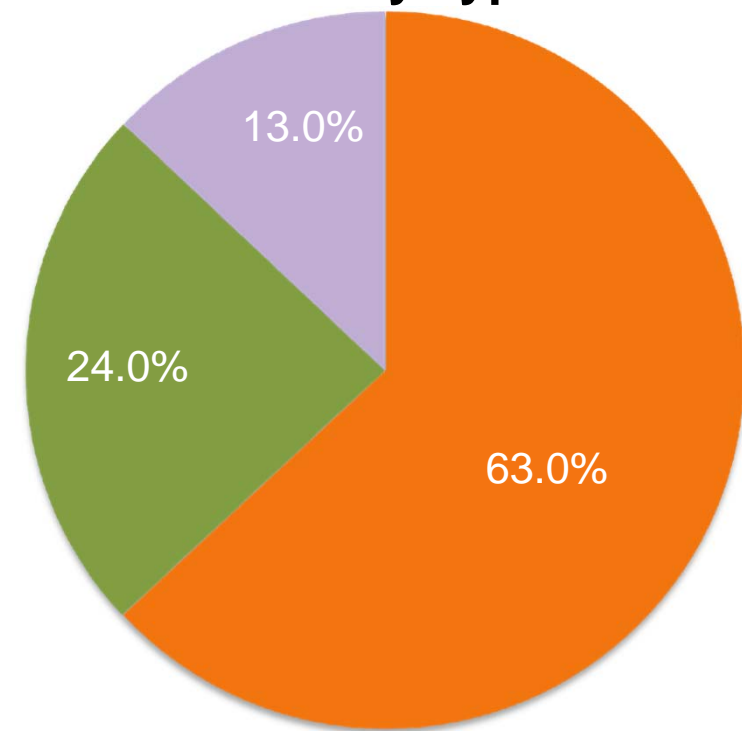
- ✓ Sports Lottery sales increased by 31.8% YoY to RMB 10.588 billion in August 2013, accounted for 43.01% of total lottery sales. Lotto games, Single Match Game and Instant Scratch Cards accounted for 61.32%, 27.45% and 11.23% of total Sports Lottery sales, respectively.
- ✓ In first eight months of 2013, Sports Lottery sales increased by 22.3% YoY to RMB 85.242 billion, accounted for 42.90% of total lottery sales. Lotto games, Single Match Game and Instant Scratch Cards accounted for 63.05%, 23.97% and 12.98% of total Sports Lottery sales, respectively.

**August 2013 Lottery Market  
Share by Type**



■ Sports Lotto ■ Sports SMG ■ Sports Scratch Cards

**Jan - Aug 2013 Lottery Market  
Share by Type**



■ Sports Lotto ■ Sports SMG ■ Sports Scratch Cards

# Lottery Sales in August and First Eight Months of 2013

	Aug 2013 (RMB/Billion)	Aug 2012 (RMB/Billion)	Change (%)	Jan – Aug 2013 (RMB/Billion)	Jan - Aug 2012 (RMB/Billion)	Change (%)
<b>Welfare Lottery</b>	<b>14.030</b>	<b>11.677</b>	<b>+20.2</b>	<b>113.450</b>	<b>99.239</b>	<b>+14.3</b>
- Lotto	10.260	8.434	+21.7	82.803	71.898	+15.2
- Video Lottery Terminal	2.485	1.941	+28.0	18.596	14.065	+32.2
- Instant Scratch Card	1.285	1.302	-1.3	12.052	13.276	-9.2
<b>Sport Lottery</b>	<b>10.588</b>	<b>8.035</b>	<b>+31.8</b>	<b>85.242</b>	<b>69.727</b>	<b>+22.3</b>
- Lotto	6.493	4.778	+35.9	53.744	40.627	+32.3
- Single Match Game	2.906	2.024	+43.6	20.435	16.996	+20.2
- Instant Scratch Card	1.189	1.233	-3.6	11.062	12.104	-8.6
<b>Total</b>	<b>24.618</b>	<b>19.712</b>	<b>+24.9</b>	<b>198.692</b>	<b>168.966</b>	<b>+17.6</b>