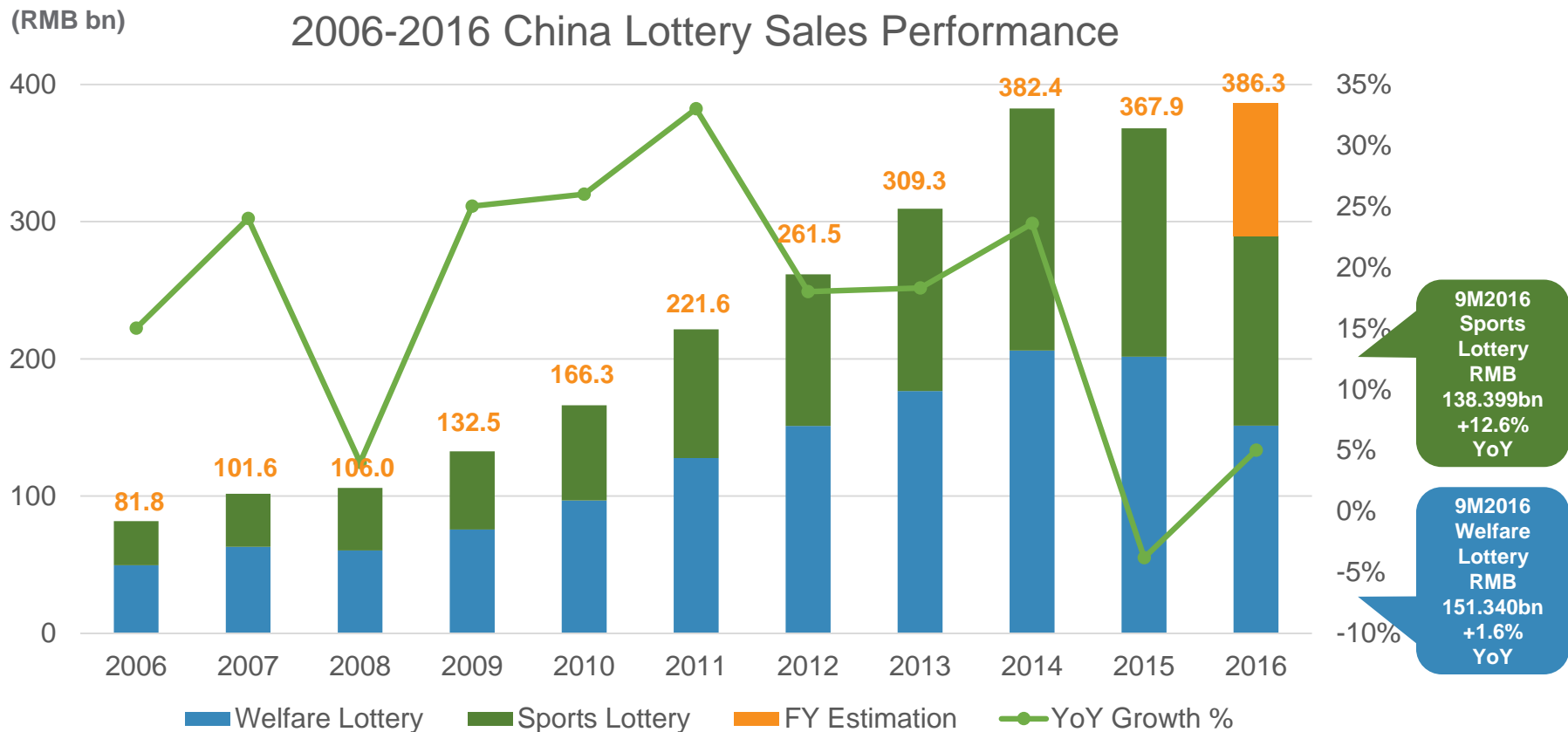


China Lottery Sales Performance

Total sales of China lottery from Jan - Sep 2016 increased by 6.6% YoY to RMB 289.738 billion.

The total sales of China lottery in 2016 is expected to reach RMB 386.319 billion.

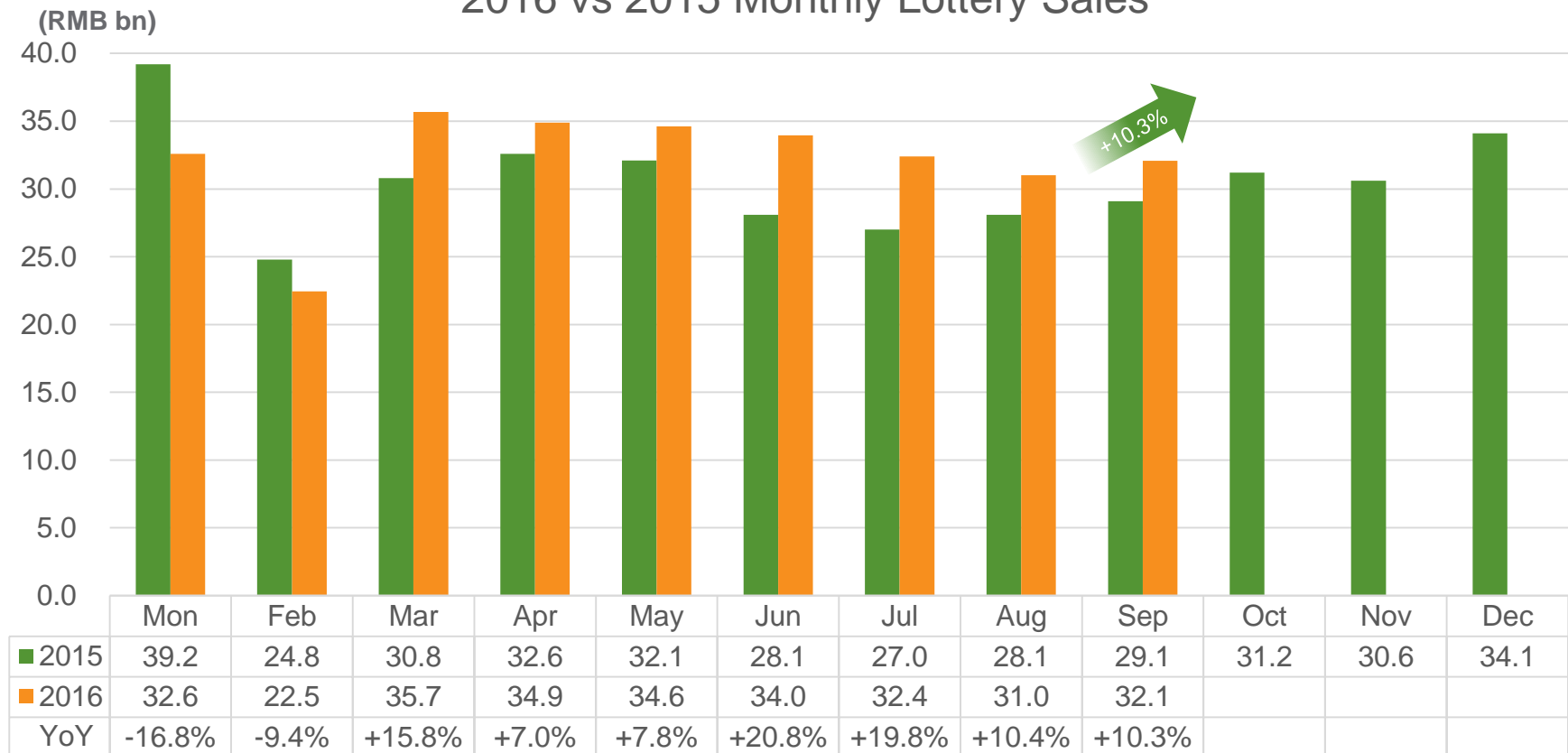


Source: Ministry of Finance (exclude FY Estimation)

China Lottery Sales Performance

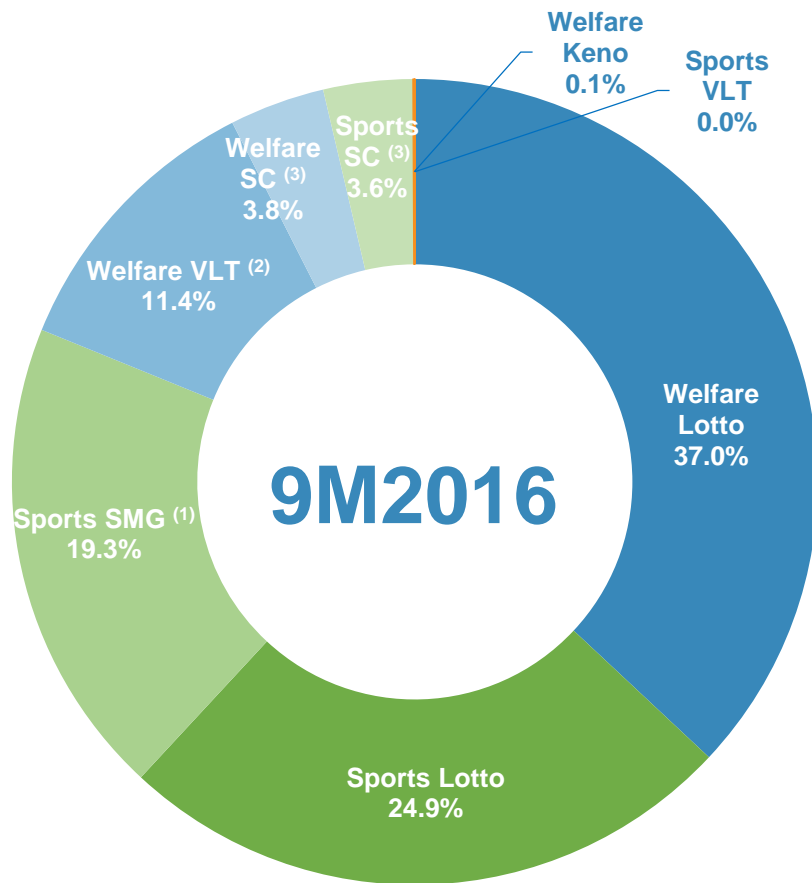
Total lottery sales in Sep 2016 increased by 10.3% YoY to RMB 32.071 billion

2016 vs 2015 Monthly Lottery Sales



China Lottery Sales in Jan - Sep 2016

Welfare Lottery sales increased by 1.6% YoY to RMB 151.340 billion in Jan - Sep 2016, Sports Lottery sales increased by 12.6% YoY to RMB 138.399 billion in Jan - Sep 2016.



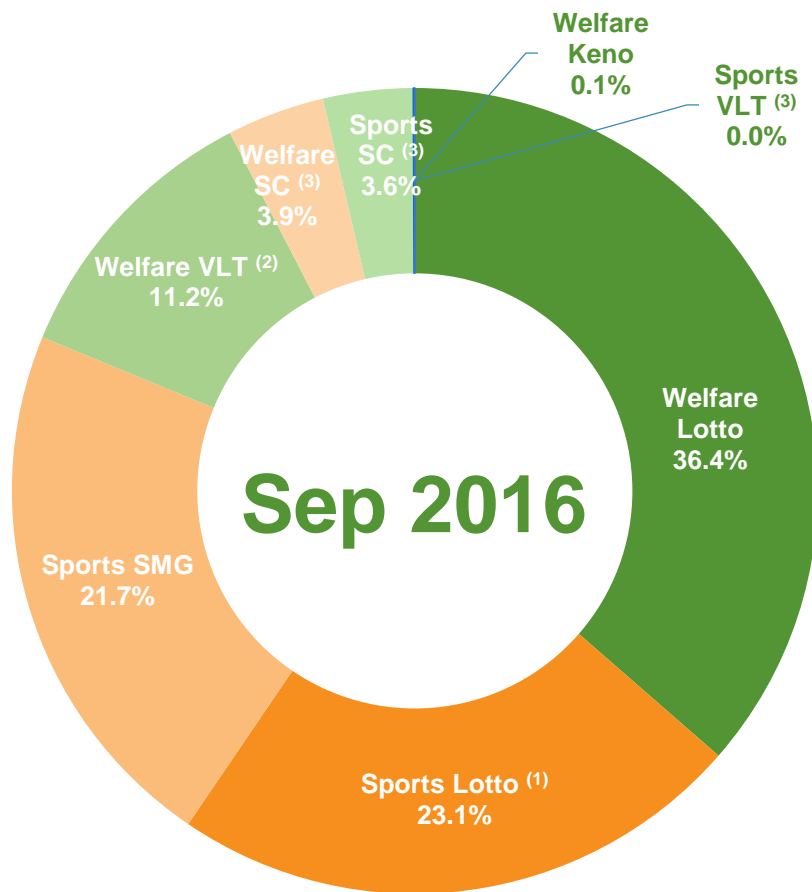
	9M2016 Sales (RMB bn)	YoY (%)	Percentage of Total Sales (%)
Welfare Lottery	151.340	+1.6%	52.2%
▪ Lotto	107.128	+1.9%	37.0%
▪ Welfare VLT	32.914	+4.5%	11.4%
▪ Scratch cards	11.084	-7.1%	3.8%
▪ Keno	0.213	-41.3%	0.1%
Sports Lottery	138.399	+12.6%	47.8%
▪ Lotto	72.216	+3.0%	24.9%
▪ SMG	55.801	+32.5%	19.3%
▪ Scratch cards	10.376	-3.5%	3.6%
▪ Sports VLT	0.0054	+20.9%	0.0%
Total Lottery	289.738	+6.6%	100.0%

Source: Ministry of Finance

Note: (1) SMG: Single Match Games; (2) VLT: Video Lottery Terminals; (3) SC: Scratch Cards.

China Lottery Sales in Sep 2016

Welfare Lottery sales increased by 6.7% YoY to RMB 16.544 billion in Sep 2016, Sports Lottery sales increased by 14.4% YoY to RMB 15.527 billion in Sep 2016.



	Sep 2016 Sales (RMB bn)	YoY (%)	Percentage of Total Sales (%)
Welfare Lottery	16.544	+6.7%	51.6%
▪ Lotto	11.678	+8.5%	36.4%
▪ Welfare VLT	3.586	+6.2%	11.2%
▪ Scratch cards	1.259	-5.9%	3.9%
▪ Keno	0.021	-9.5%	0.1%
Sports Lottery	15.527	+14.4%	48.4%
▪ Lotto	7.407	+6.4%	23.1%
▪ SMG	6.966	+26.6%	21.7%
▪ Scratch cards	1.154	+3.4%	3.6%
▪ Sports VLT	0.0005	+60.0%	0.0%
Total Lottery	32.071	+10.3%	100.0%

Source: Ministry of Finance

Note: (1) SMG: Single Match Games; (2) VLT: Video Lottery Terminals; (3) SC: Scratch Cards.