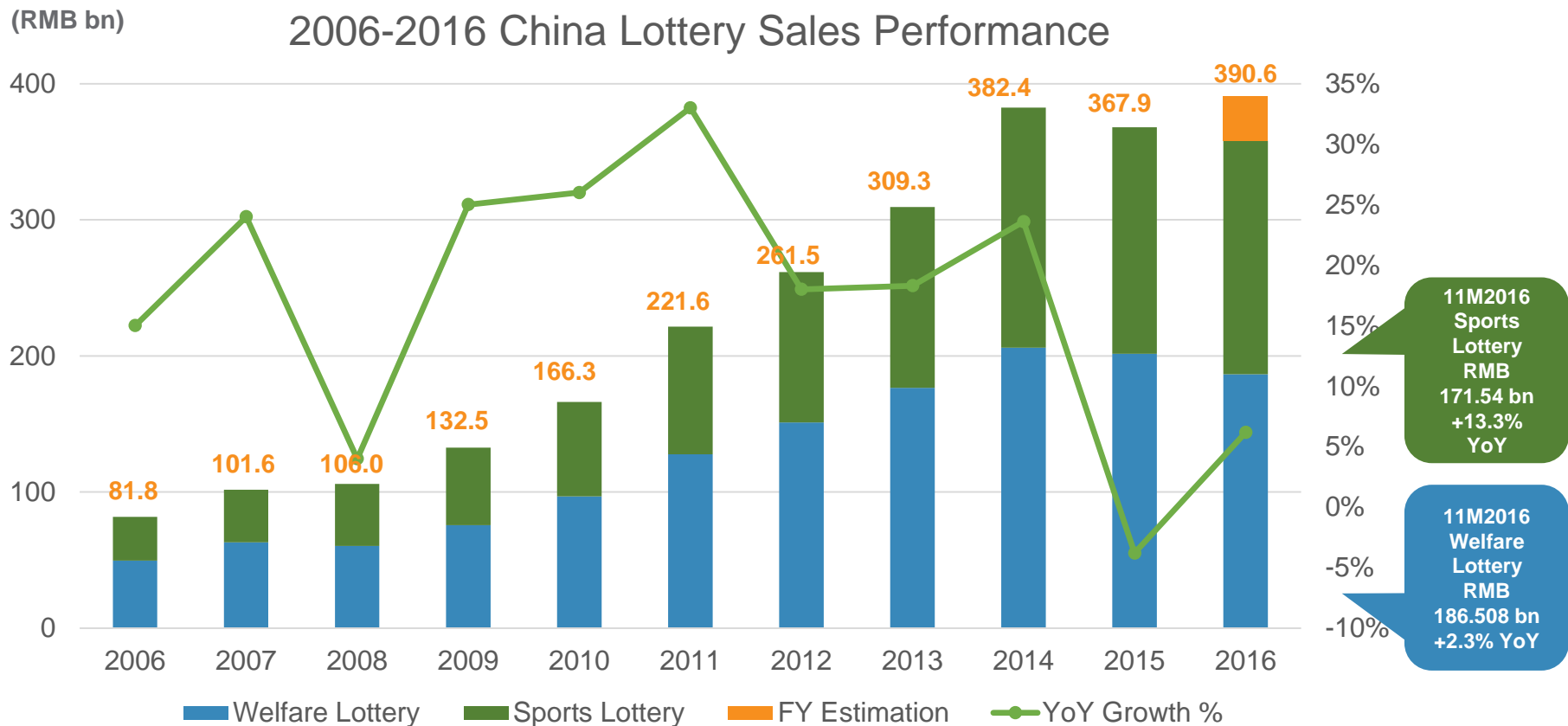


China Lottery Sales Performance

Total sales of China lottery from Jan - Nov 2016 increased by 7.3% YoY to RMB 358.048 billion.

The total sales of China lottery in 2016 is expected to reach RMB 390.597billion.

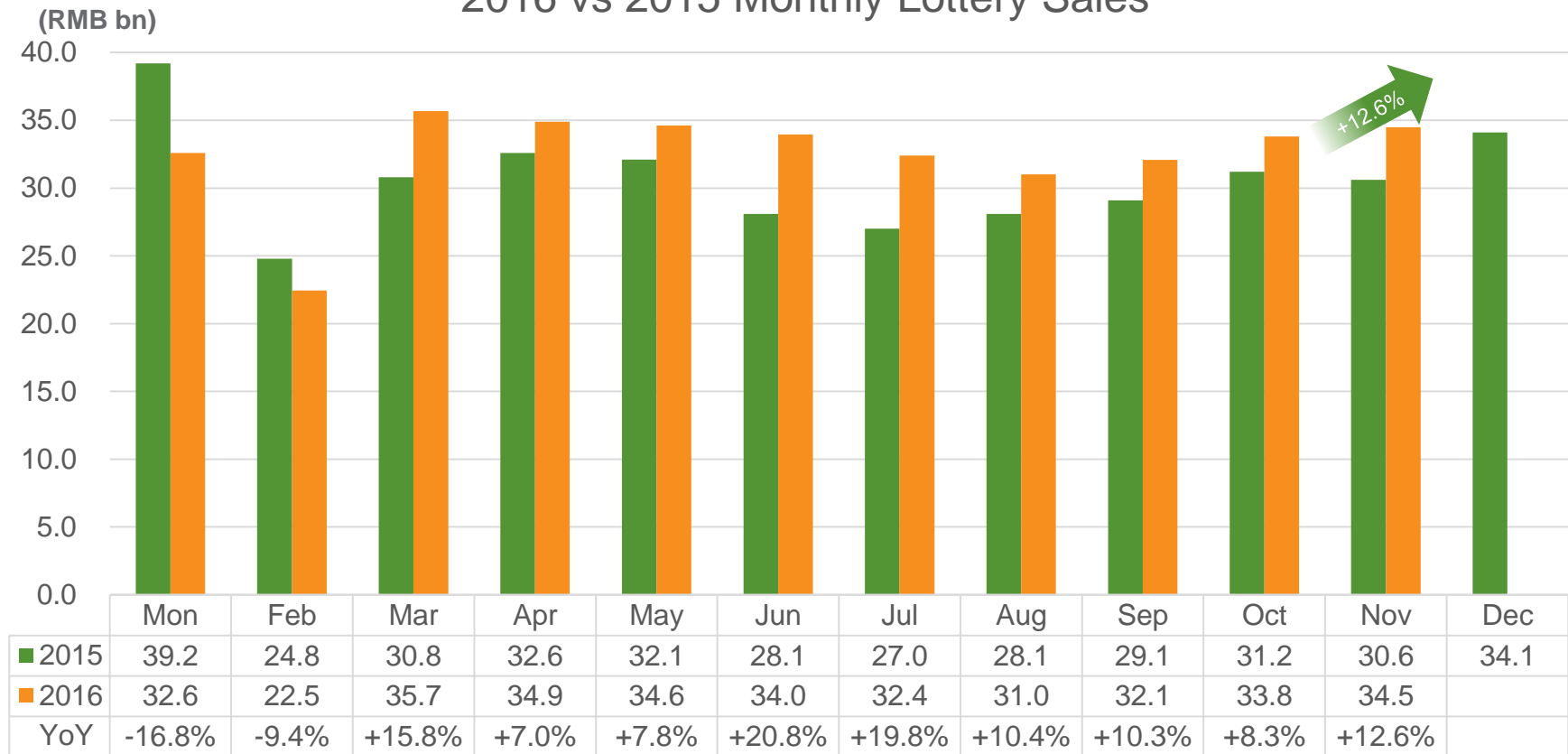


Source: Ministry of Finance (exclude FY Estimation)

China Lottery Sales Performance

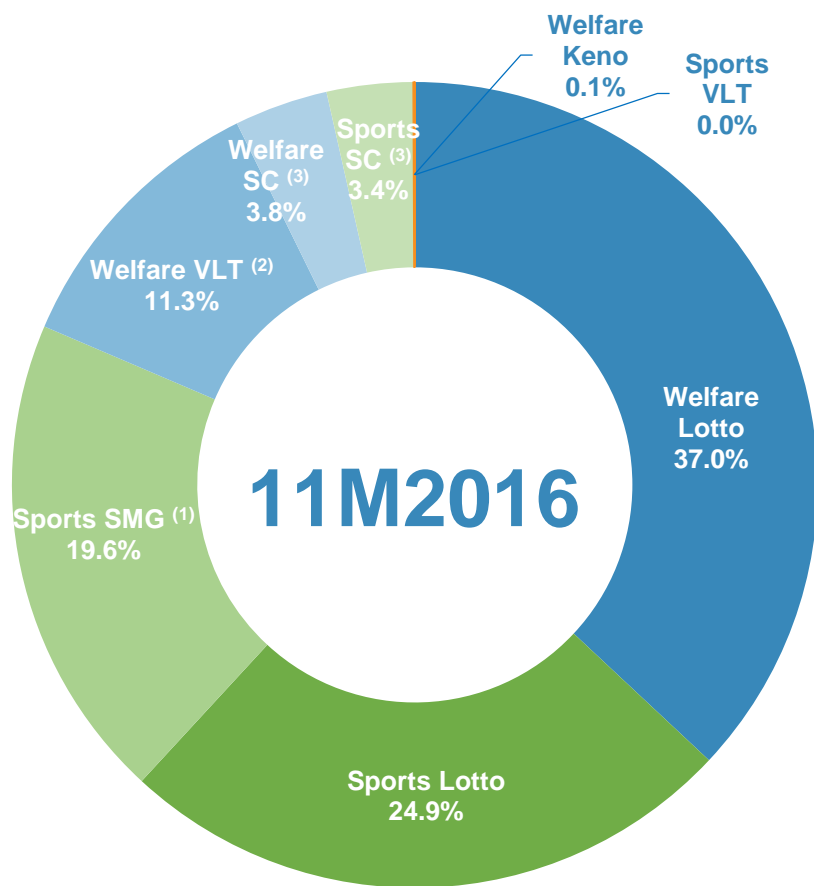
Total lottery sales in Nov 2016 increased by 12.6% YoY to RMB 34.482 billion

2016 vs 2015 Monthly Lottery Sales



China Lottery Sales in Jan - Nov 2016

Welfare Lottery sales increased by 2.3% YoY to RMB 186.508 billion in Jan - Nov 2016, Sports Lottery sales increased by 13.3% YoY to RMB 171.540 billion in Jan - Nov 2016.



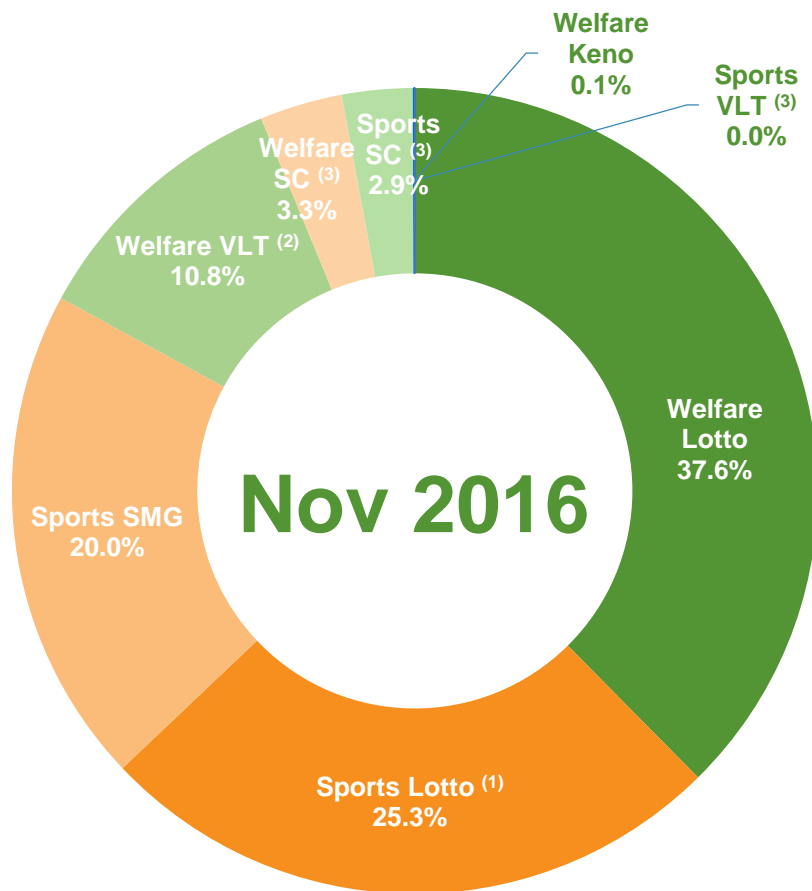
	11M2016 Sales (RMB bn)	YoY (%)	Percentage of Total Sales (%)
Welfare Lottery	186.508	+2.3%	52.1%
▪ Lotto	132.381	+2.9%	37.0%
▪ Welfare VLT	40.424	+4.7%	11.3%
▪ Scratch cards	13.454	-8.0%	3.8%
▪ Keno	0.249	-39.2%	0.1%
Sports Lottery	171.540	+13.3%	47.9%
▪ Lotto	89.094	+4.6%	24.9%
▪ SMG	70.088	+31.1%	19.6%
▪ Scratch cards	12.351	-3.6%	3.4%
▪ Sports VLT	0.00698	+33.0%	0.0%
Total Lottery	358.048	+7.3%	100.0%

Source: Ministry of Finance

Note: (1) SMG: Single Match Games; (2) VLT: Video Lottery Terminals; (3) SC: Scratch Cards.

China Lottery Sales in Nov 2016

Welfare Lottery sales increased by 4.9% YoY to RMB 17.861 billion in Nov 2016, Sports Lottery sales increased by 22.1% YoY to RMB 16.621 billion in Nov 2016.



	Nov 2016 Sales (RMB bn)	YoY (%)	Percentage of Total Sales (%)
Welfare Lottery	17.861	+4.9%	51.8%
▪ Lotto	12.963	+7.0%	37.6%
▪ Welfare VLT	3.737	+4.6%	10.8%
▪ Scratch cards	1.143	-13.2%	3.3%
▪ Keno	0.018	-20.6%	0.1%
Sports Lottery	16.621	+22.1%	48.2%
▪ Lotto	8.733	+14.2%	25.3%
▪ SMG	6.903	+35.7%	20.0%
▪ Scratch cards	0.985	+12.8%	2.9%
▪ Sports VLT	0.00071	+66.1%	0.0%
Total Lottery	34.482	+12.6%	100.0%

Source: Ministry of Finance

Note: (1) SMG: Single Match Games; (2) VLT: Video Lottery Terminals; (3) SC: Scratch Cards.