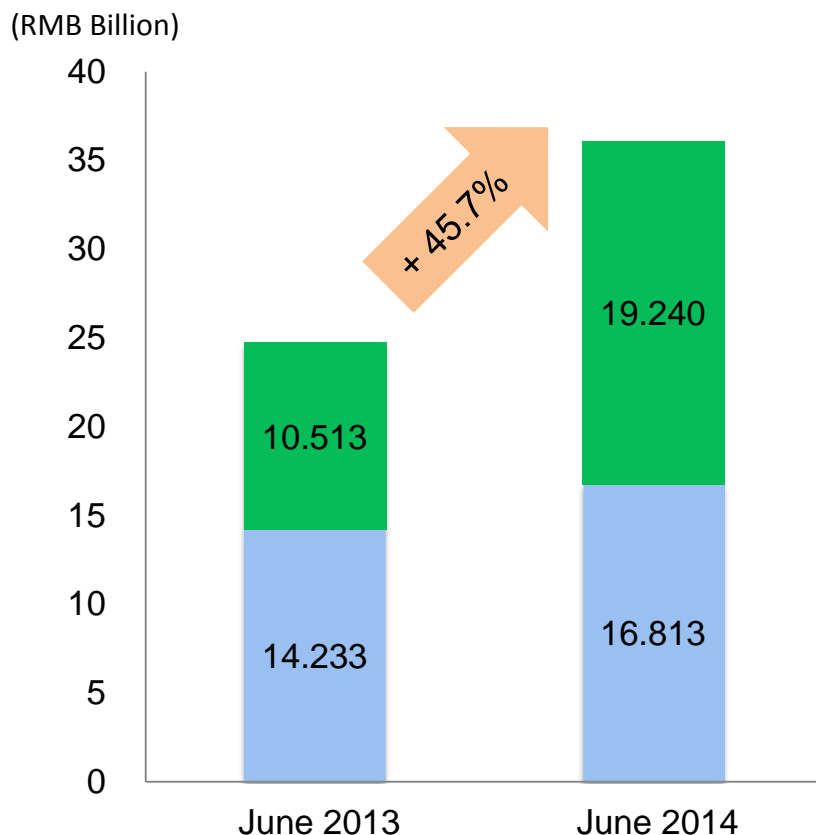


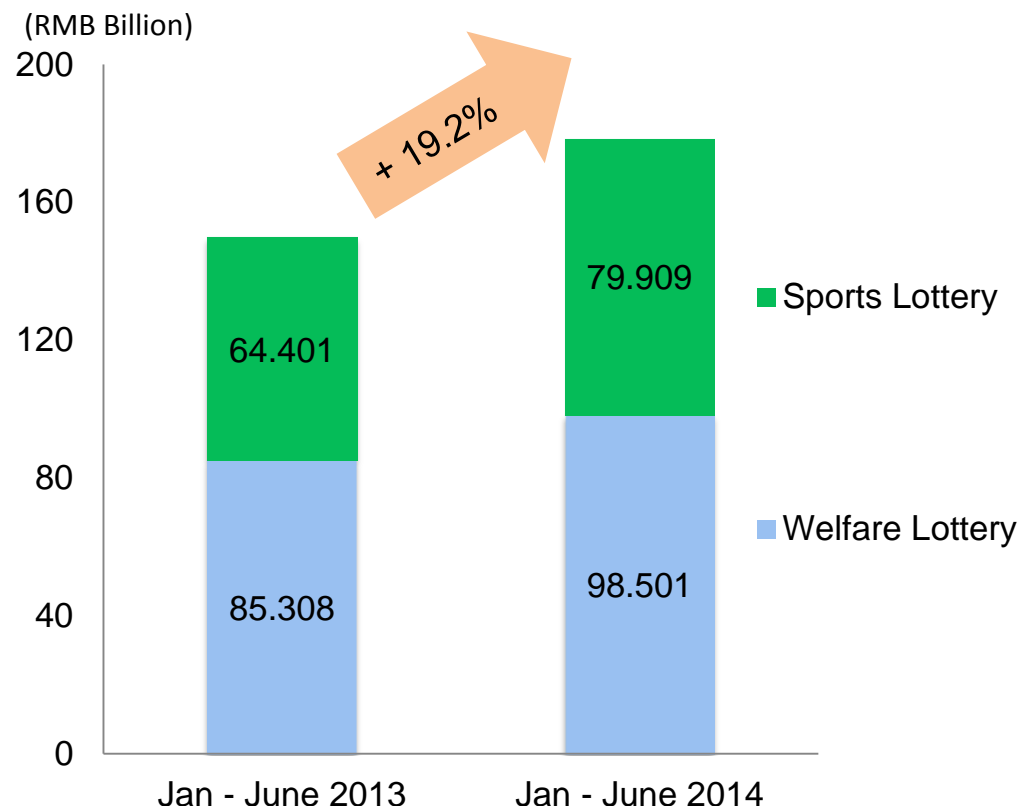
China Lottery Sales Performance

- ✓ Announced by the Ministry of Finance, total lottery sales in June 2014 increased by 45.7% YoY to RMB 36.054 billion from RMB 24.746 billion for the same period last year.
- ✓ Total lottery sales for the first half of 2014 increased by 19.2% YoY to RMB 178.410 billion, compared to RMB 149.709 billion for the same period last year.

June 2014 Lottery Sales



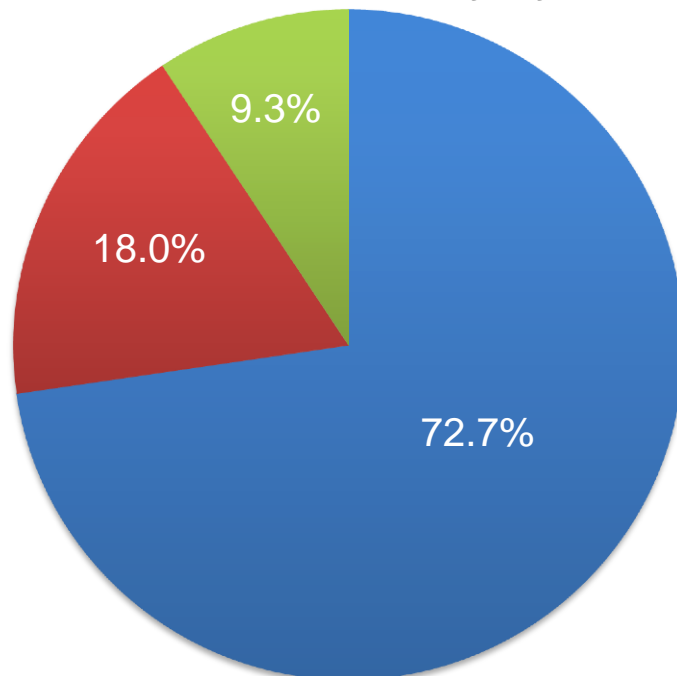
Jan – June 2014 Lottery Sales



Welfare Lottery Sales Performance

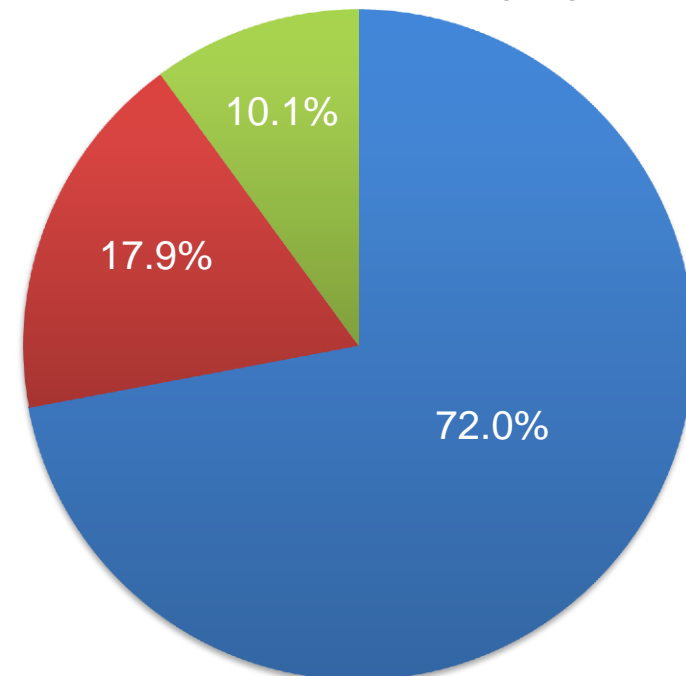
- ✓ Welfare Lottery sales increased by 18.1% YoY to RMB 16.813 billion in June 2014, accounted for 46.6% of total lottery sales. Lotto games, VLT and Instant Scratch Cards accounted for 72.7%, 18.0% and 9.3% of total welfare lottery sales, respectively.
- ✓ In the first half of 2014, Welfare Lottery sales increased by 15.5% YoY to RMB 98.501 billion, accounted for 55.2% of total lottery sales. Lotto games, VLT and Instant Scratch Cards accounted for 72.0%, 17.9% and 10.1% of total welfare lottery sales, respectively.

**June 2014 Welfare Lottery
Market Share by Type**



■ Welfare Lotto ■ Welfare VLT ■ Welfare Scratch Cards

**Jan – June 2014 Welfare Lottery
Market Share by Type**

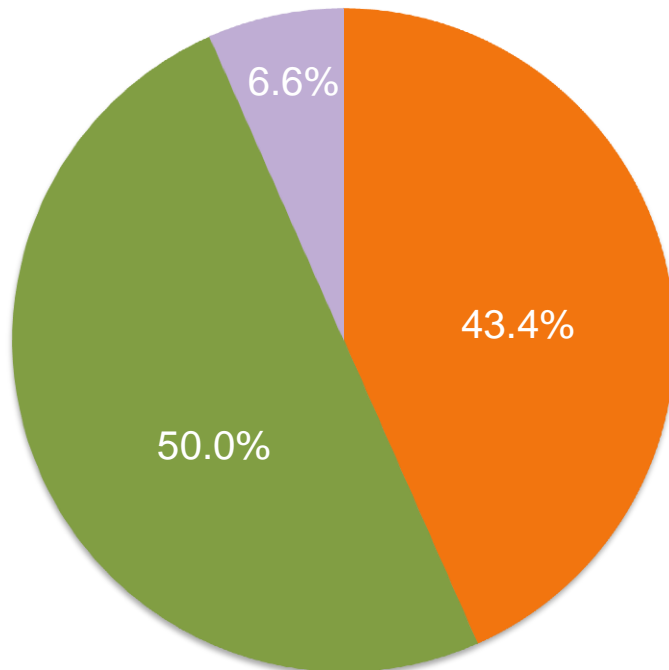


■ Welfare Lotto ■ Welfare VLT ■ Welfare Scratch Cards

Sports Lottery Sales Performance

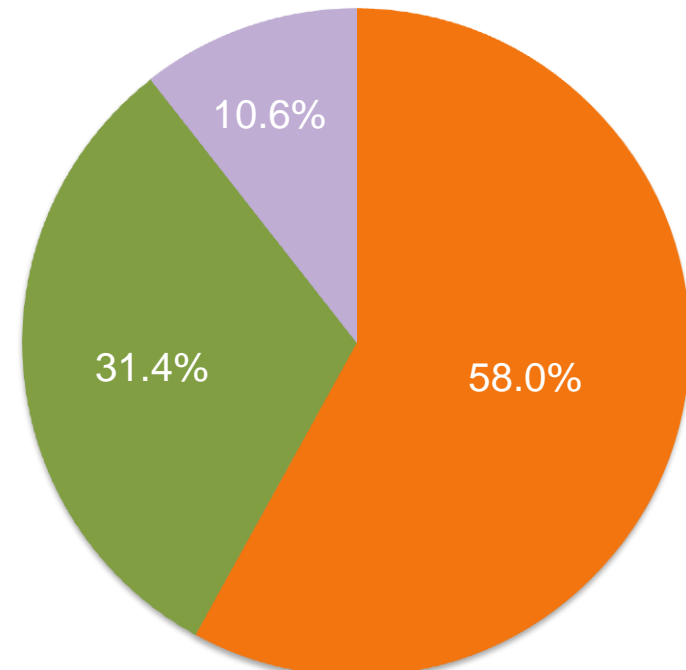
- ✓ Sports Lottery sales increased by 83.0% YoY to RMB 19.240 billion in June 2014, accounted for 53.4% of total lottery sales. Lotto games, Single Match Game and Instant Scratch Cards accounted for 43.4%, 50.0% and 6.6% of total Sports Lottery sales, respectively.
- ✓ In the first half of 2014, Sports Lottery sales increased by 24.1% YoY to RMB 79.909 billion, accounted for 44.8% of total lottery sales. Lotto games, Single Match Game and Instant Scratch Cards accounted for 58.0%, 31.4% and 10.6% of total Sports Lottery sales, respectively.

**June 2014 Sports Lottery
Market Share by Type**



■ Sports Lotto ■ Sports SMG ■ Sports Scratch Cards

**Jan – June 2014 Sports Lottery
Market Share by Type**



■ Sports Lotto ■ Sports SMG ■ Sports Scratch Cards

Lottery Sales in June and First Half of 2014

	June 2014 (RMB/Billion)	June 2013 (RMB/Billion)	Change	Jan – June 2014 (RMB/Billion)	Jan – June 2013 (RMB/Billion)	Change
Welfare Lottery	16.813	14.233	+18.1%	98.501	85.308	+15.5%
- Lotto	12.223	10.390	+17.6%	70.960	62.134	+14.2%
- Video Lottery Terminal	3.018	2.293	+31.6%	17.637	13.730	+28.5%
- Instant Scratch Card	1.572	1.550	+1.4%	9.905	9.444	+4.9%
Sports Lottery	19.240	10.513	+83.0%	79.909	64.401	+24.1%
- Lotto	8.347	7.046	+18.5%	46.357	40.280	+15.1%
- Single Match Game	9.623	1.987	+384.3%	25.114	15.487	+62.2%
- Instant Scratch Card	1.270	1.480	-14.2%	8.437	8.634	-2.3%
Total	36.054	24.746	+45.7%	178.410	149.709	+19.2%