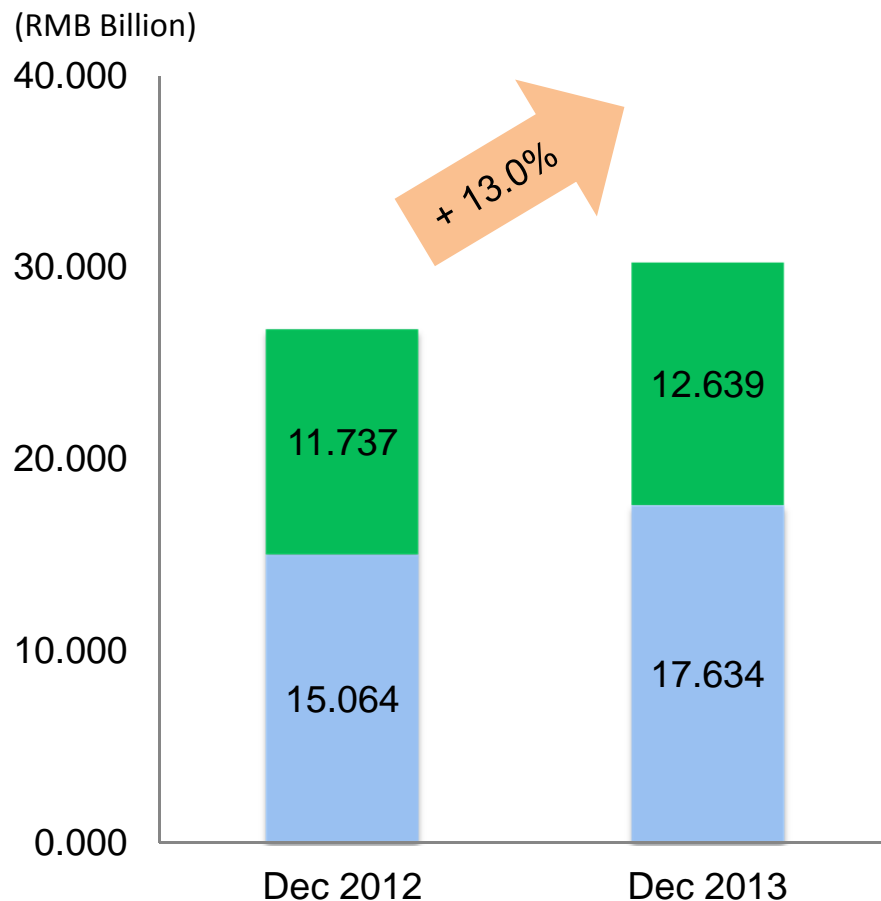


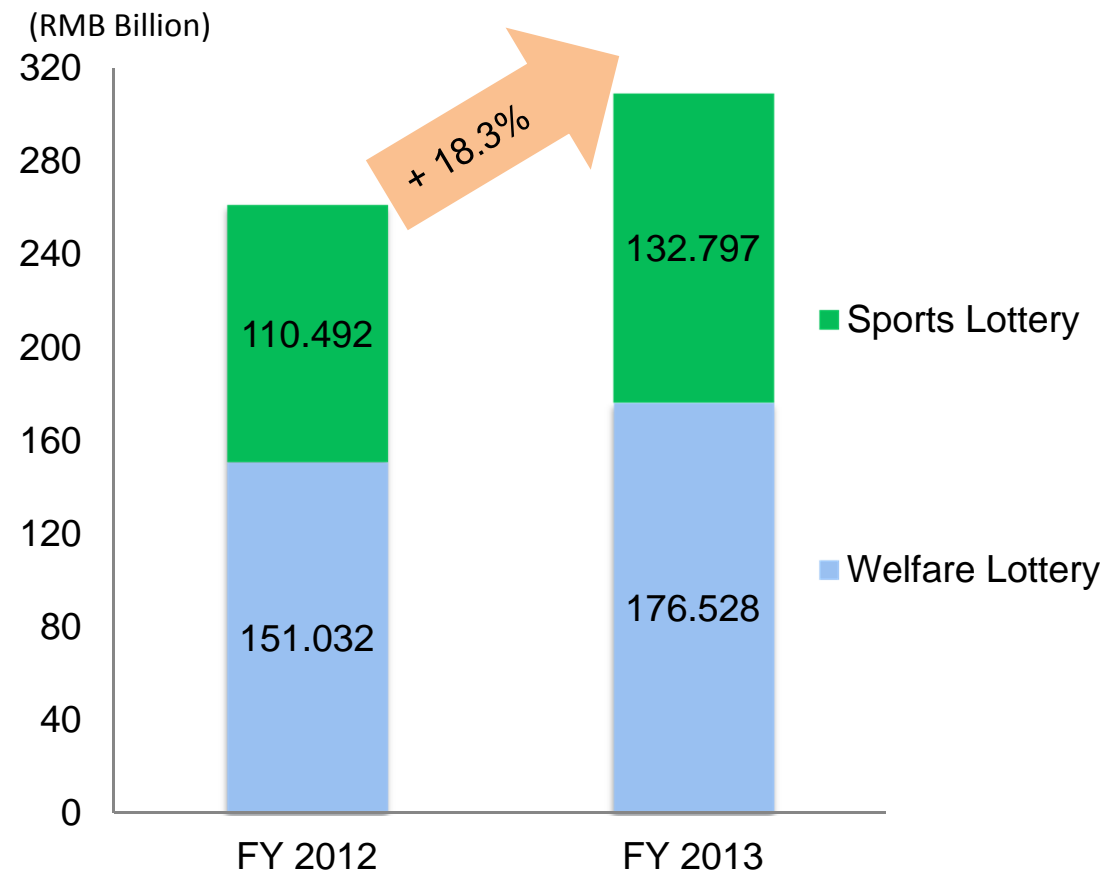
# China Lottery Sales Performance

- ✓ Announced by the Ministry of Finance, total lottery sales in December of 2013 increased by 13.0% YoY to RMB 30.273 billion from RMB 26.801 billion for the same period last year.
- ✓ Total lottery sales for the full year of 2013 increased by 18.3% YoY to RMB 309.325 billion, compared to RMB 261.524 billion for last year.

## December 2013 Lottery Sales



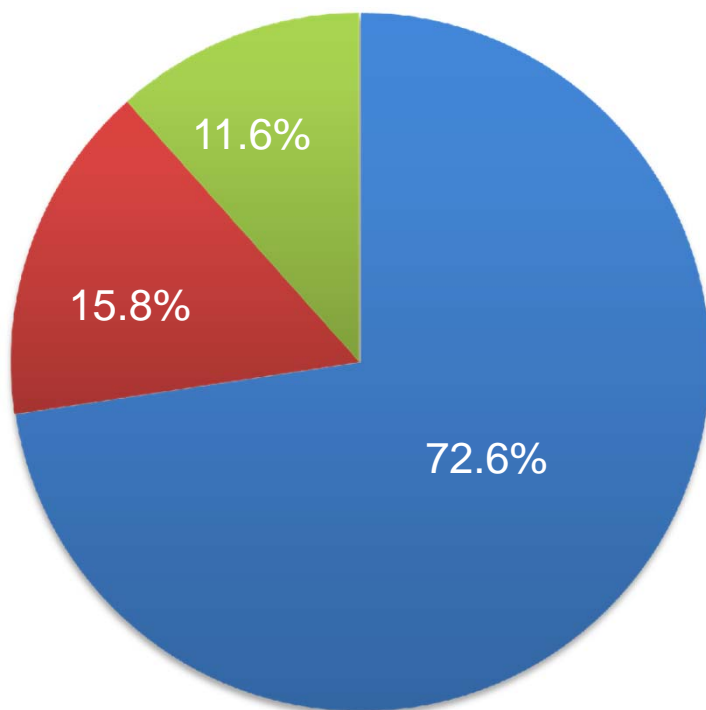
## FY2013 Lottery Sales



# Welfare Lottery Sales Performance

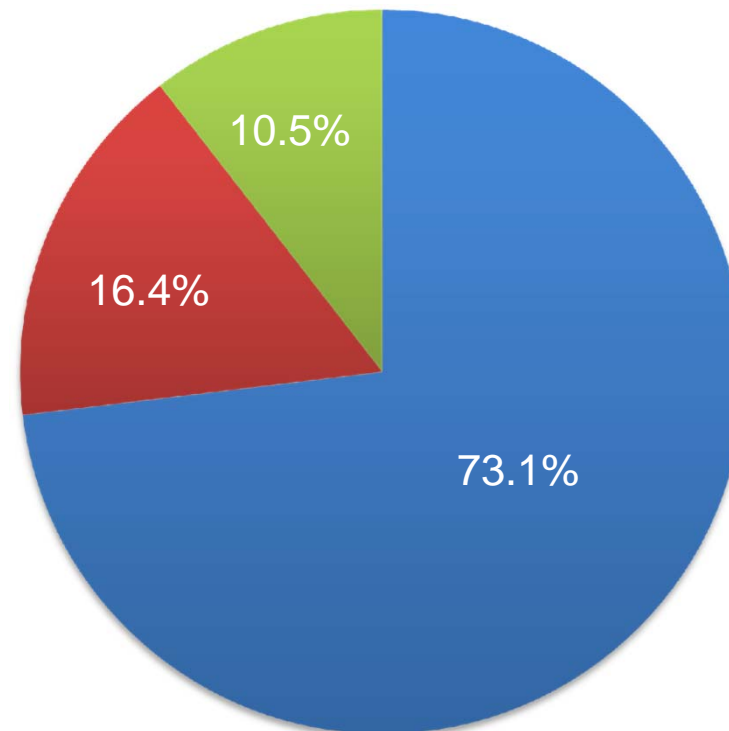
- ✓ Welfare Lottery sales increased by 17.1% YoY to RMB 17.634billion in December 2013, accounted for 58.25% of total lottery sales. Lotto games, VLT and Instant Scratch Cards accounted for 72.62%, 15.79% and 11.60% of total welfare lottery sales, respectively.
- ✓ In the year of 2013, Welfare Lottery sales increased by 16.9% YoY to RMB 176.528 billion, accounted for 57.07% of total lottery sales. Lotto games, VLT and Instant Scratch Cards accounted for 73.09%, 16.39% and 10.51% of total welfare lottery sales, respectively.

**December 2013 Welfare Lottery Market Share by Type**



■ Welfare Lotto ■ Welfare VLT ■ Welfare Scratch Cards

**FY 2013 Welfare Lottery Market Share by Type**

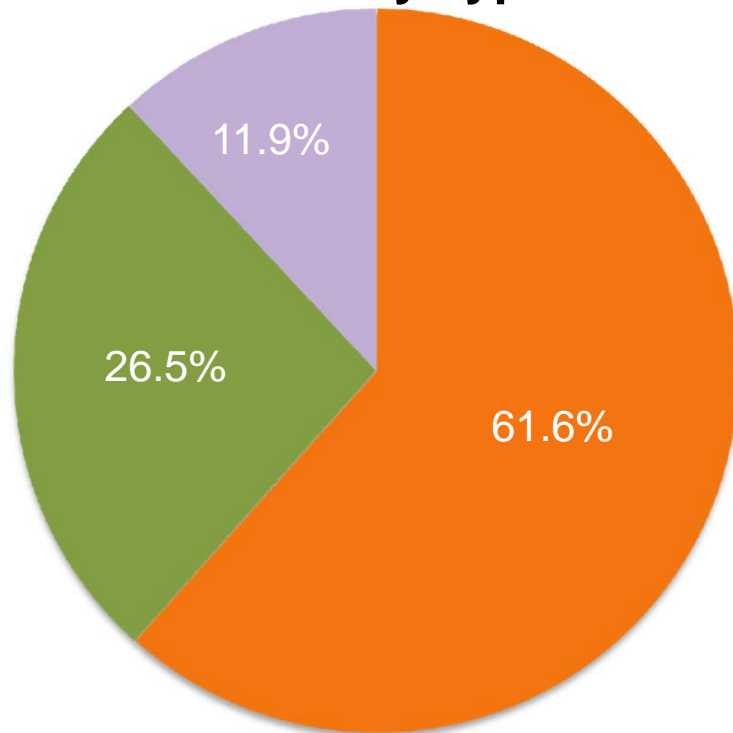


■ Welfare Lotto ■ Welfare VLT ■ Welfare Scratch Cards

# Sports Lottery Sales Performance

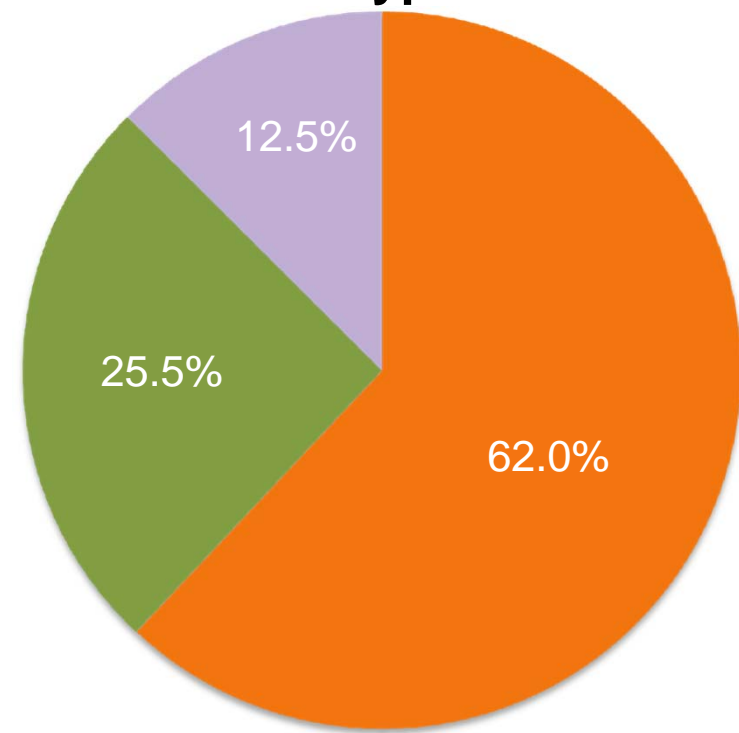
- ✓ Sports Lottery sales increased by 7.7% YoY to RMB 12.639 billion in December 2013, accounted for 41.75% of total lottery sales. Lotto games, Single Match Game and Instant Scratch Cards accounted for 61.60%, 26.45% and 11.95% of total Sports Lottery sales, respectively.
- ✓ In the year of 2013, Sports Lottery sales increased by 20.2% YoY to RMB 132.797 billion, accounted for 42.93% of total lottery sales. Lotto games, Single Match Game and Instant Scratch Cards accounted for 61.99%, 25.48% and 12.52% of total Sports Lottery sales, respectively.

**December 2013 Lottery Market Share by Type**



■ Sports Lotto ■ Sports SMG ■ Sports Scratch Cards

**FY 2013 Lottery Market Share by Type**



■ Sports Lotto ■ Sports SMG ■ Sports Scratch Cards

# Lottery Sales in December and Full Year of 2013

	Dec 2013 (RMB/Billion)	Dec 2012 (RMB/Billion)	Change (%)	FY 2013 (RMB/Billion)	FY 2012 (RMB/Billion)	Change (%)
<b>Welfare Lottery</b>	<b>17.634</b>	<b>15.064</b>	<b>+17.1</b>	<b>176.528</b>	<b>151.032</b>	<b>+16.9</b>
- Lotto	12.805	10.341	+23.8	129.031	108.406	+19.0
- Video Lottery Terminal	2.784	2.257	+23.4	28.939	22.423	+29.1
- Instant Scratch Card	2.045	2.467	-17.1	18.558	20.203	-8.1
<b>Sport Lottery</b>	<b>12.639</b>	<b>11.737</b>	<b>+7.7</b>	<b>132.797</b>	<b>110.492</b>	<b>+20.2</b>
- Lotto	7.785	7.279	+7.0	82.320	65.645	+25.4
- Single Match Game	3.343	2.514	+33.0	33.842	26.827	+26.2
- Instant Scratch Card	1.510	1.944	-22.3	16.633	18.021	-7.7
<b>Total</b>	<b>30.273</b>	<b>26.801</b>	<b>+13.0</b>	<b>309.325</b>	<b>261.524</b>	<b>+18.3</b>