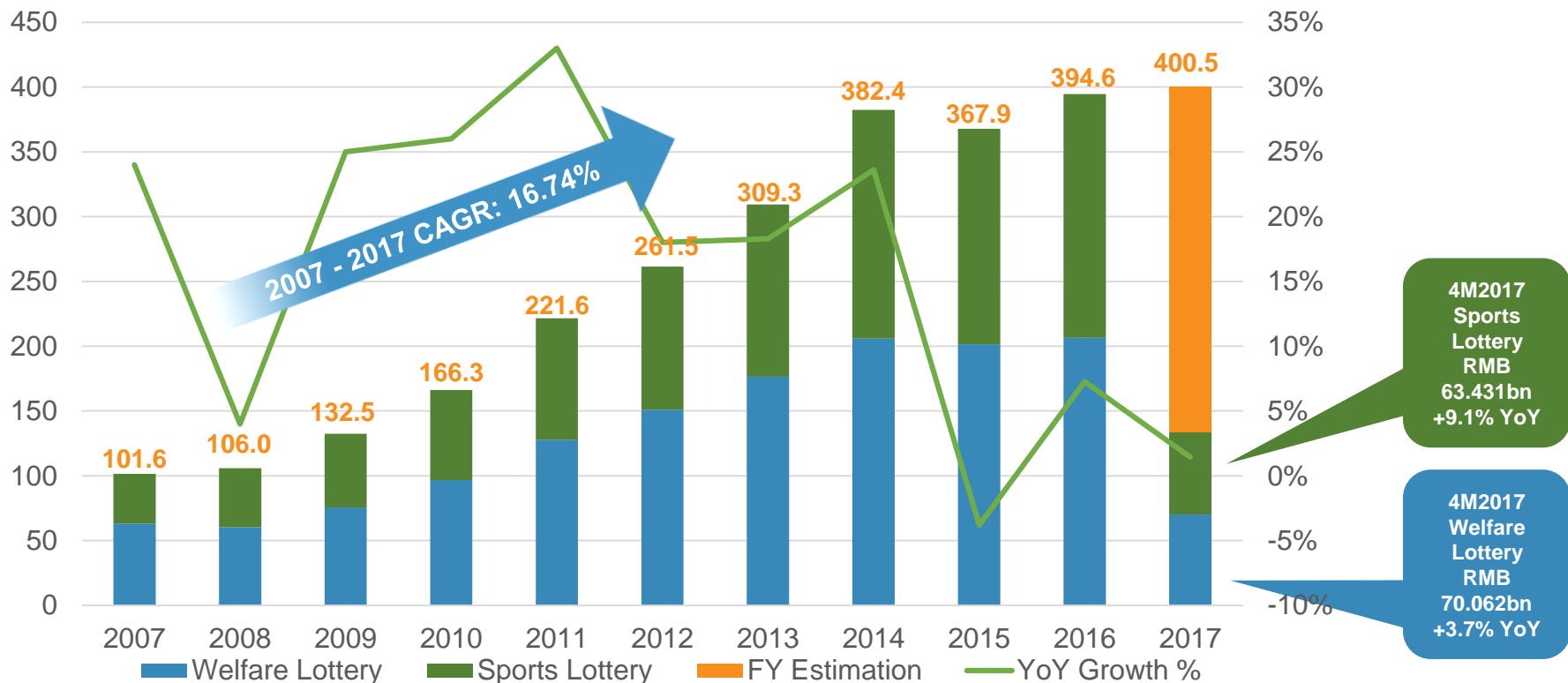


# China Lottery Sales Performance

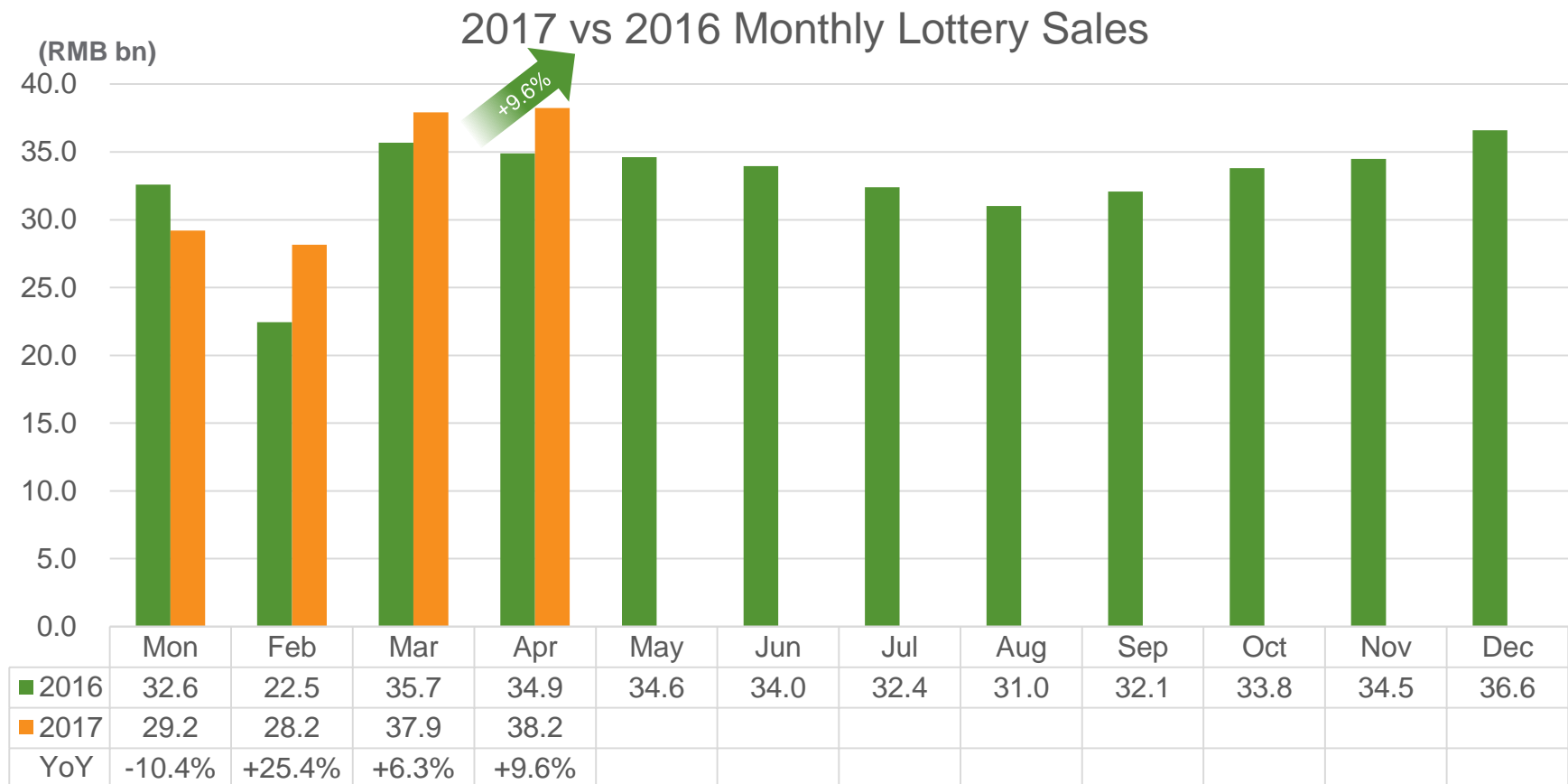
Total sales of China lottery from Jan - Apr 2017 increased by 6.2% YoY to RMB 133.493 billion.

2007-2017 China Lottery Sales Performance



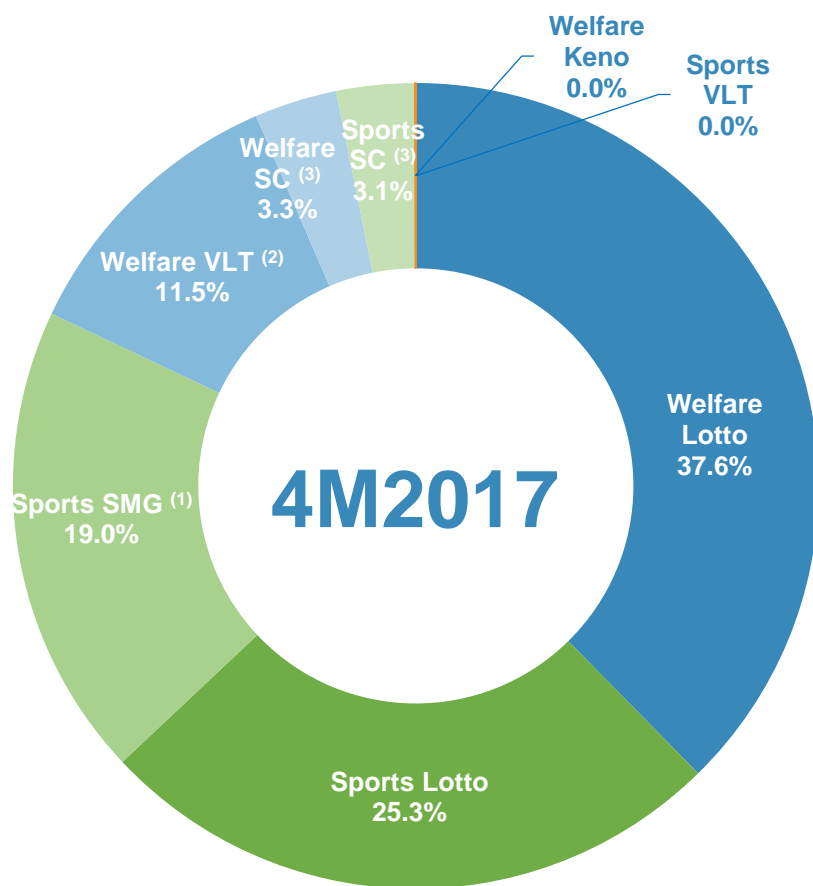
# China Lottery Sales Performance

Total lottery sales in Apr 2017 increased by 9.6% YoY to RMB 38.245 billion



# China Lottery Sales in Jan - Apr 2017

Welfare Lottery sales increased by 3.7% YoY to RMB 70.062 billion in Jan - Apr 2017, Sports Lottery sales increased by 9.1% YoY to RMB 63.431 billion in Jan - Apr 2017.



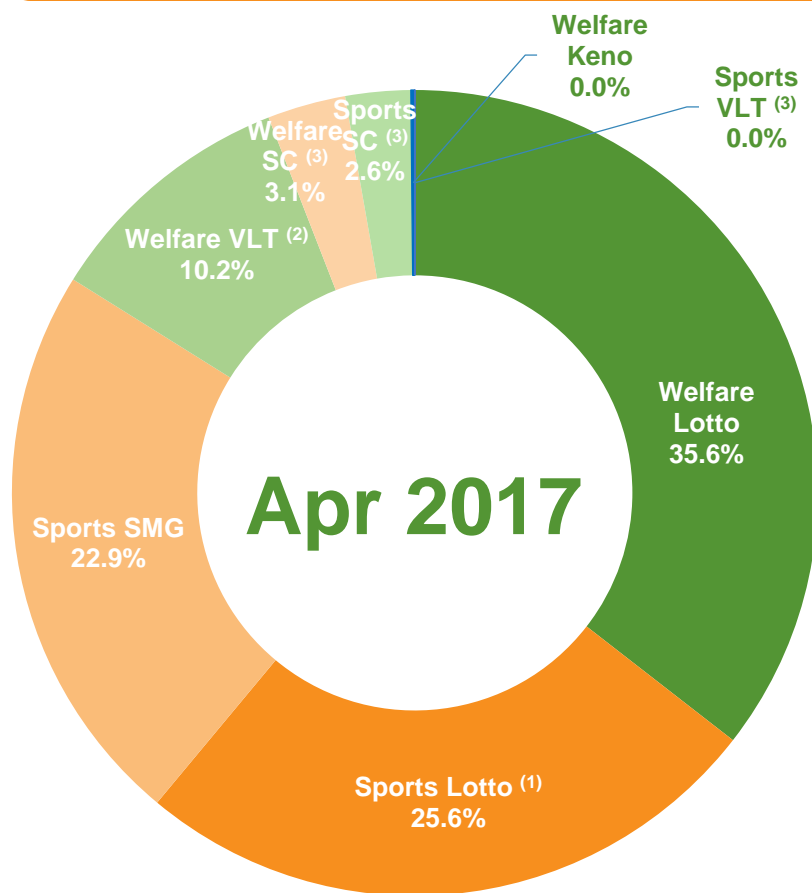
	4M2017 Sales (RMB bn)	YoY	Percentage of Total Sales
<b>Welfare Lottery</b>	<b>70.062</b>	<b>+3.7%</b>	<b>52.5%</b>
▪ Lotto	50.249	+6.4%	37.6%
▪ VLT	15.325	+3.5%	11.5%
▪ Scratch cards	4.428	-18.1%	3.3%
▪ Keno	0.061	-41.9%	0.0%
<b>Sports Lottery</b>	<b>63.431</b>	<b>+9.1%</b>	<b>47.5%</b>
▪ Lotto	33.835	+4.4%	25.3%
▪ SMG	25.421	+21.9%	19.0%
▪ Scratch cards	4.171	-14.6%	3.1%
▪ VLT	0.004	+48.9%	0.0%
<b>Total Lottery</b>	<b>133.493</b>	<b>+6.2%</b>	<b>100.0%</b>

Source: Ministry of Finance

Note: (1) SMG: Single Match Games; (2) VLT: Video Lottery Terminals; (3) SC: Scratch Cards.

# China Lottery Sales in Apr 2017

Welfare Lottery sales increased by 4.3% YoY to RMB 18.724 billion in Apr 2017, Sports Lottery sales increased by 15.2% YoY to RMB 19.522 billion in Apr 2017.



	Apr 2017 Sales (RMB bn)	YoY	Percentage of Total Sales
<b>Welfare Lottery</b>	<b>18.724</b>	<b>+4.3%</b>	<b>49.0%</b>
▪ Lotto	13.599	+7.6%	35.6%
▪ VLT	3.905	+2.1%	10.2%
▪ Scratch cards	1.204	-17.2%	3.1%
▪ Keno	0.016	-49.1%	0.0%
<b>Sports Lottery</b>	<b>19.522</b>	<b>+15.2%</b>	<b>51.0%</b>
▪ Lotto	9.775	+4.6%	25.6%
▪ SMG	8.746	+36.2%	22.9%
▪ Scratch cards	1.000	-14.9%	2.6%
▪ VLT	0.001	-15.6%	0.0%
<b>Total Lottery</b>	<b>38.245</b>	<b>+9.6%</b>	<b>100.0%</b>

Source: Ministry of Finance

Note: (1) SMG: Single Match Games; (2) VLT: Video Lottery Terminals; (3) SC: Scratch Cards.