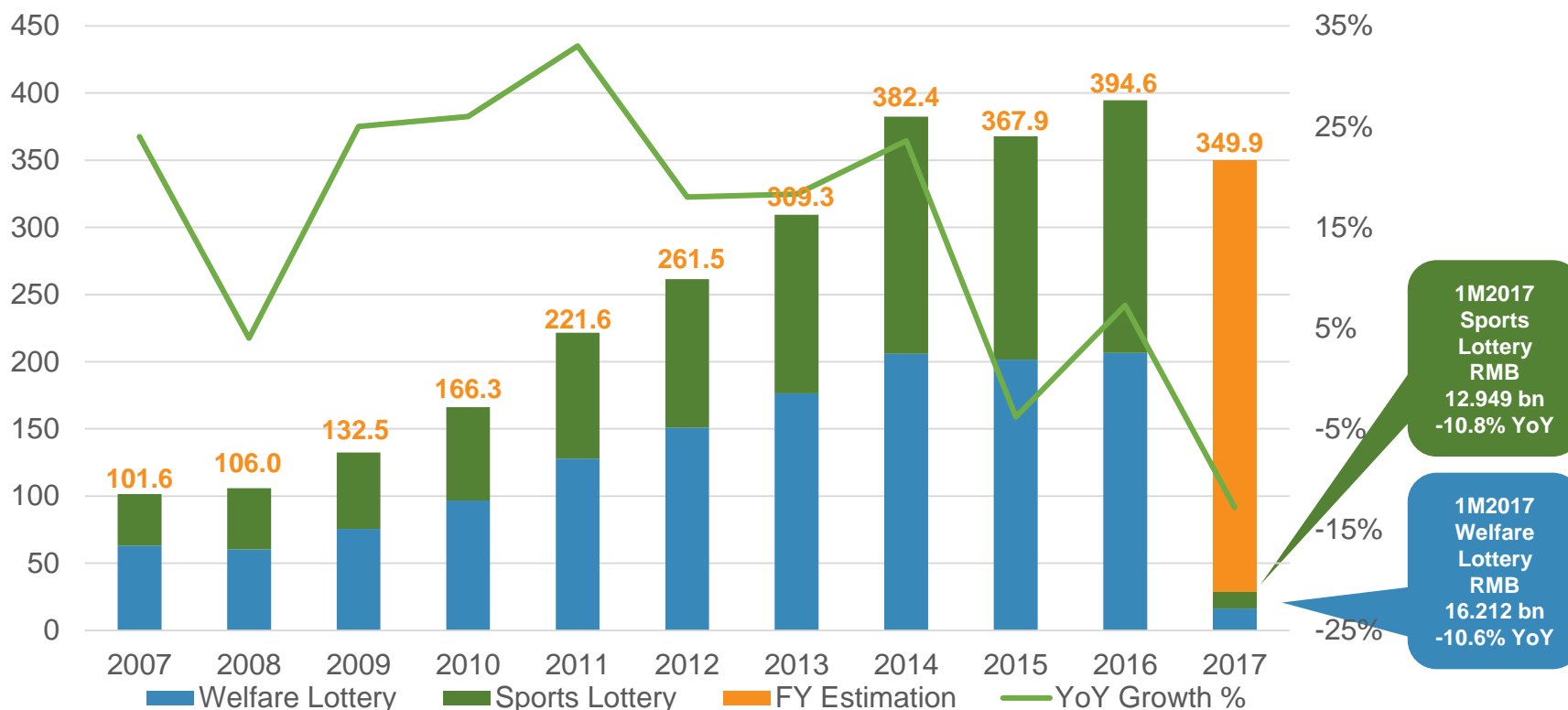


# China Lottery Sales Performance

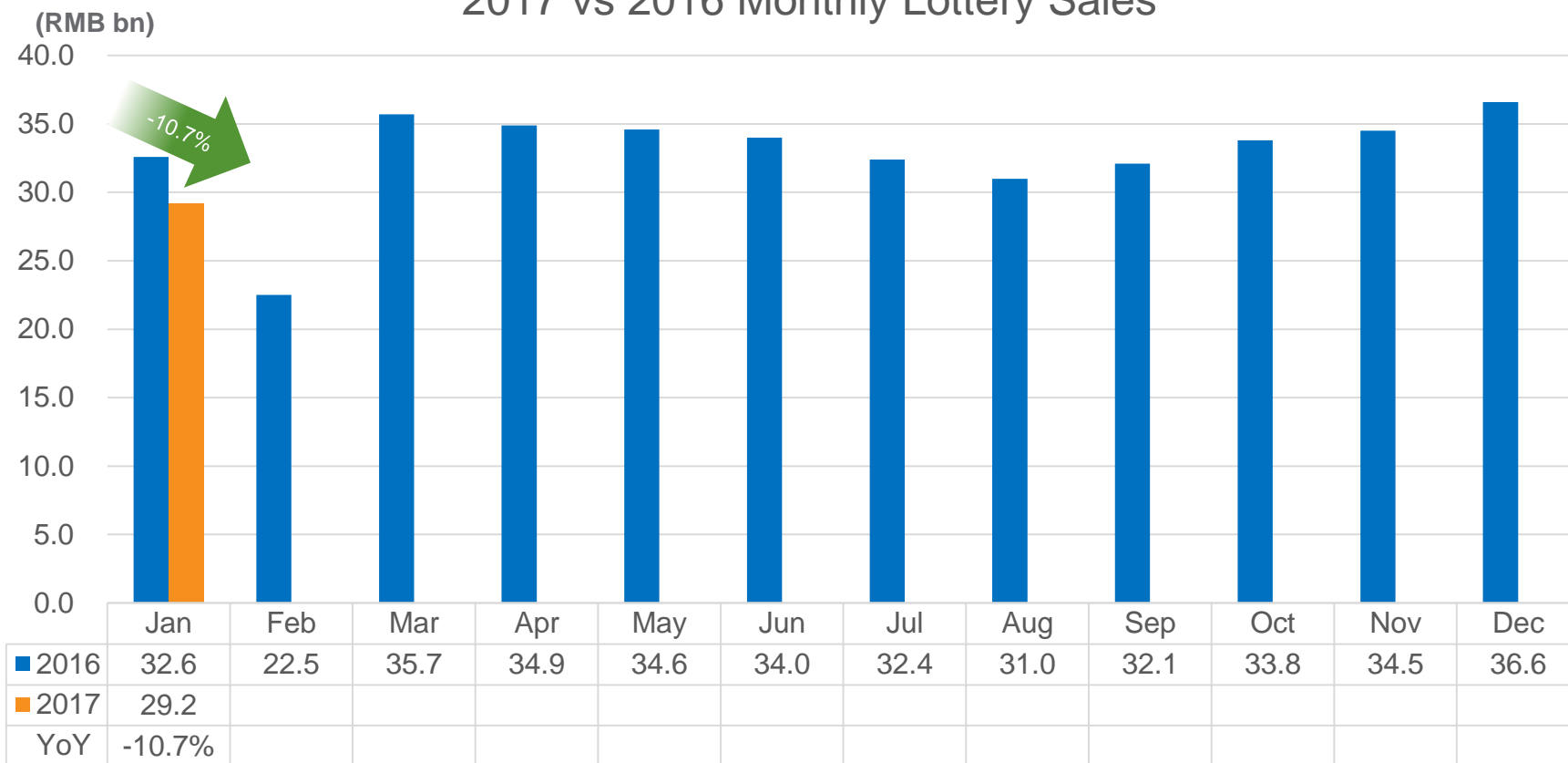
Total sales of China lottery in Jan 2017 decreased by 10.7% YoY to RMB 29.161 billion.

2007-2017 China Lottery Sales Performance



# China Lottery Sales Performance

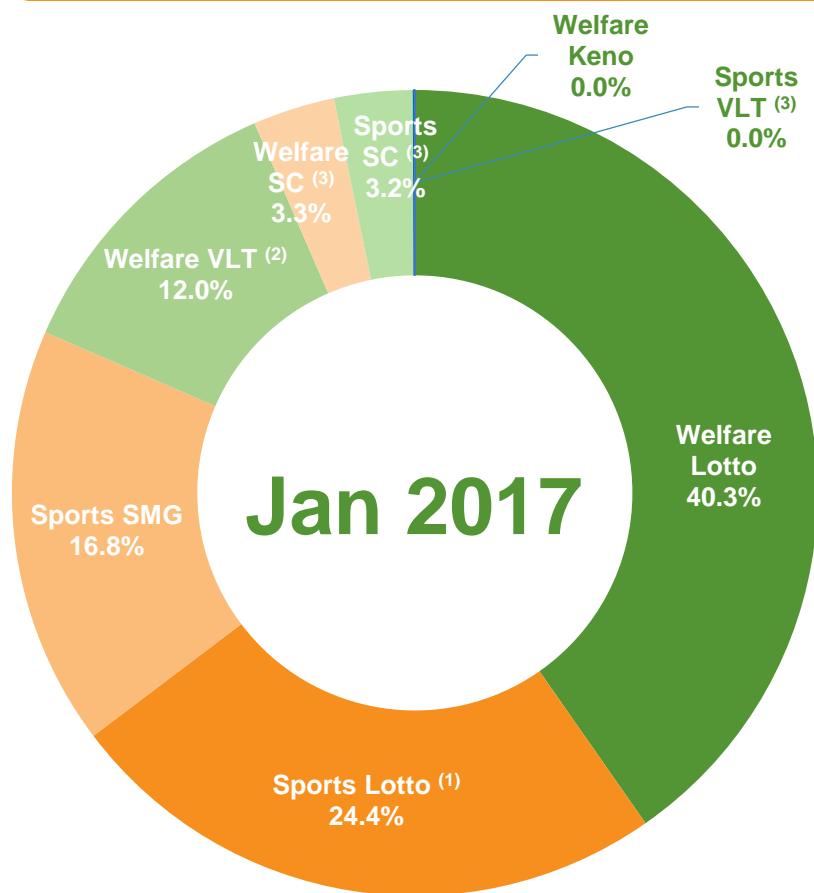
## 2017 vs 2016 Monthly Lottery Sales



Source: Ministry of Finance

# China Lottery Sales in Jan 2017

Welfare Lottery sales decreased by 10.6% YoY to RMB 16.212 billion in Jan 2017, Sports Lottery sales decreased by 10.8% YoY to RMB 12.949 billion in Jan 2017.



	Jan 2017 Sales (RMB bn)	YoY (%)	Percentage of Total Sales (%)
<b>Welfare Lottery</b>	<b>16.212</b>	<b>-10.6%</b>	<b>55.6%</b>
▪ Lotto	11.751	-8.9%	40.3%
▪ Welfare VLT	3.488	-11.2%	12.0%
▪ Scratch cards	0.959	-24.7%	3.3%
▪ Keno	0.015	-37.9%	0.0%
<b>Sports Lottery</b>	<b>12.949</b>	<b>-10.8%</b>	<b>44.4%</b>
▪ Lotto	7.116	-15.3%	24.4%
▪ SMG	4.908	-0.6%	16.8%
▪ Scratch cards	0.924	-21.3%	3.2%
▪ Sports VLT	0.00116	+198.1%	0.0%
<b>Total Lottery</b>	<b>29.161</b>	<b>-10.7%</b>	<b>100.0%</b>

Source: Ministry of Finance

Note: <sup>(1)</sup> SMG: Single Match Games; <sup>(2)</sup> VLT: Video Lottery Terminals; <sup>(3)</sup> SC: Scratch Cards.