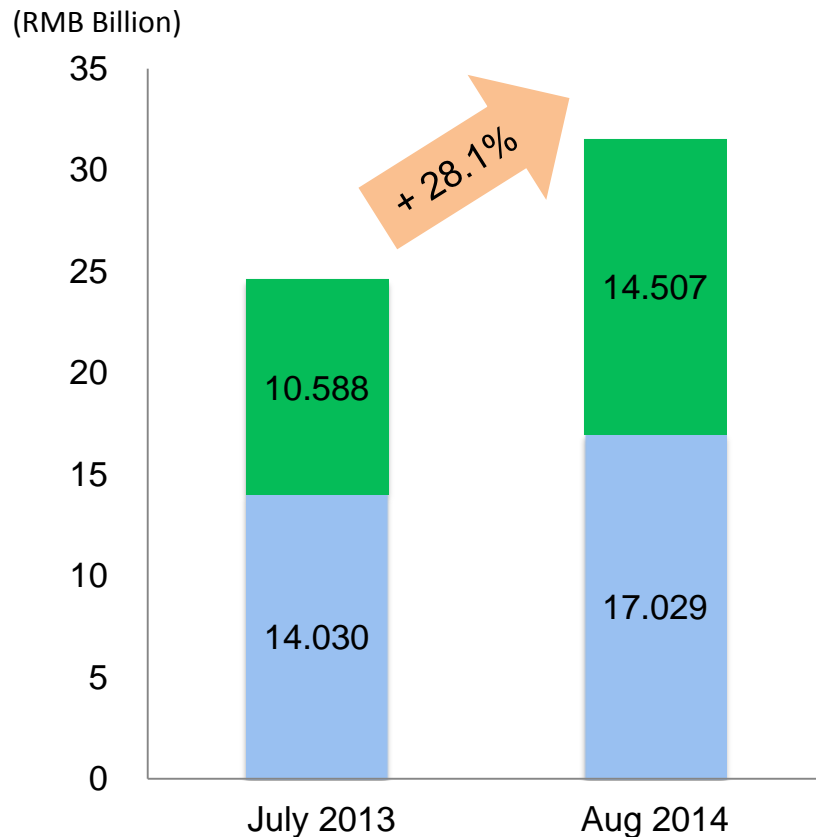


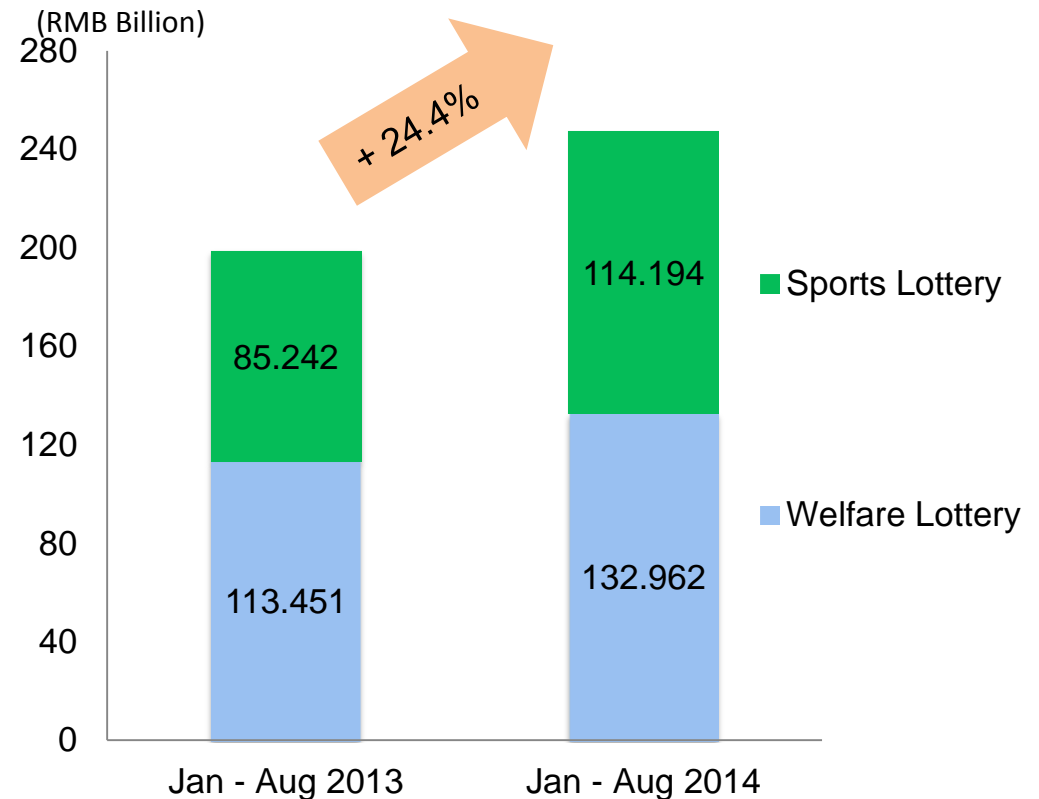
China Lottery Sales Performance

- ✓ Announced by the Ministry of Finance, total lottery sales in August 2014 increased by 28.1% YoY to RMB 31.536 billion from RMB 24.618 billion for the same period last year.
- ✓ Total lottery sales for the first eight months of 2014 increased by 24.4% YoY to RMB 247.155 billion, compared to RMB 198.693 billion for the same period last year.

August 2014 Lottery Sales



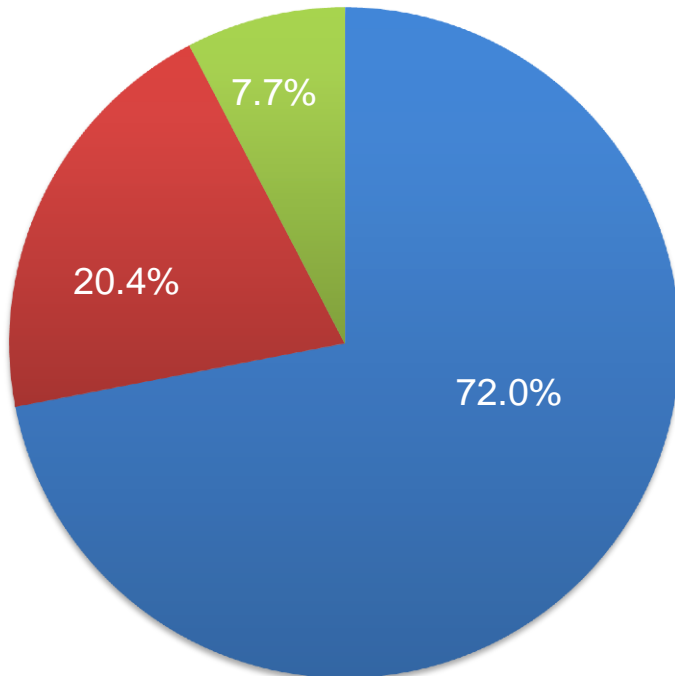
Jan – Aug 2014 Lottery Sales



Welfare Lottery Sales Performance

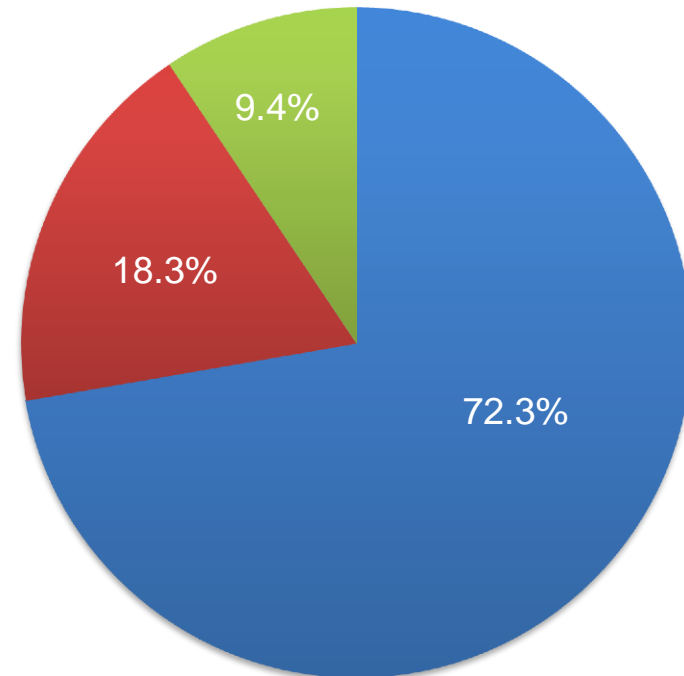
- ✓ Welfare Lottery sales increased by 21.4% YoY to RMB 17.029 billion in August 2014, accounted for 54.0% of total lottery sales. Lotto games, VLT and Instant Scratch Cards accounted for 72.0%, 20.4% and 7.7% of total welfare lottery sales, respectively.
- ✓ In the first eight months of 2014, Welfare Lottery sales increased by 17.2% YoY to RMB 132.962 billion, accounted for 53.8% of total lottery sales. Lotto games, VLT and Instant Scratch Cards accounted for 72.3%, 18.3% and 9.4% of total welfare lottery sales, respectively.

August 2014 Welfare Lottery Market Share by Type



■ Welfare Lotto ■ Welfare VLT ■ Welfare Scratch Cards

Jan – Aug 2014 Welfare Lottery Market Share by Type

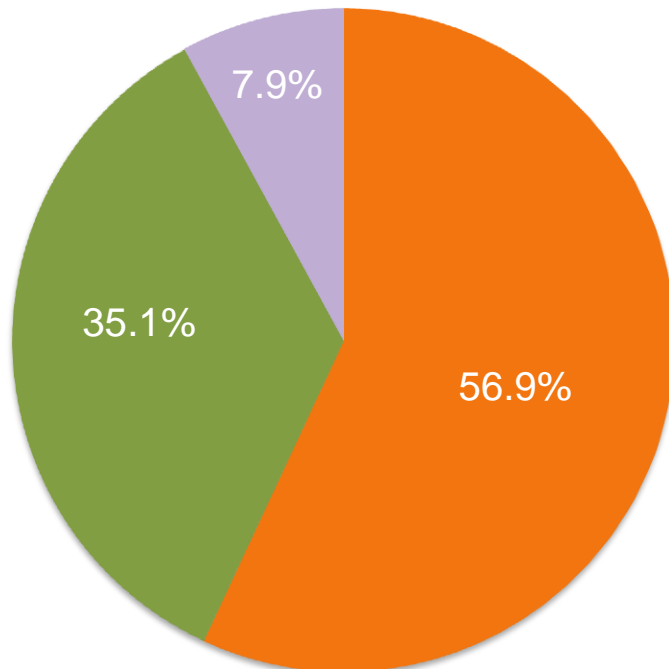


■ Welfare Lotto ■ Welfare VLT ■ Welfare Scratch Cards

Sports Lottery Sales Performance

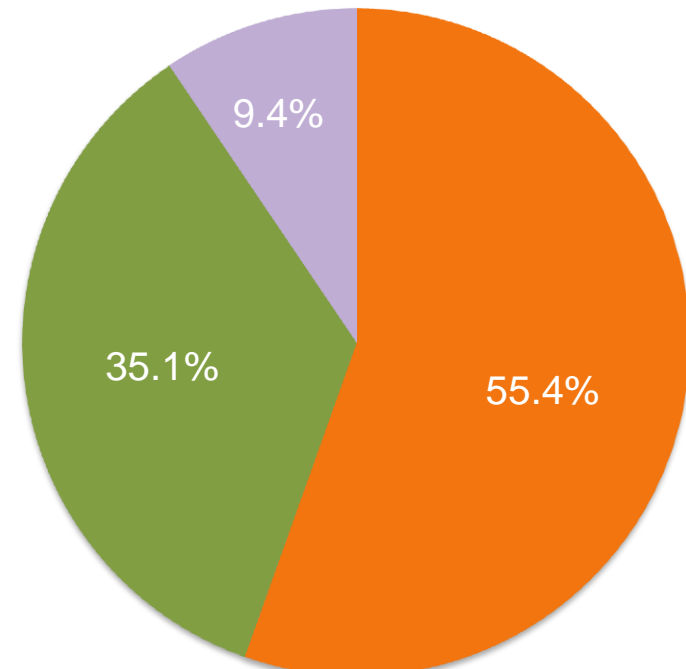
- ✓ Sports Lottery sales increased by 37.0% YoY to RMB 14.507 billion in August 2014, accounted for 46.0% of total lottery sales. Lotto games, Single Match Game and Instant Scratch Cards accounted for 56.9%, 35.1% and 7.9% of total Sports Lottery sales, respectively.
- ✓ In the first eight months of 2014, Sports Lottery sales increased by 34.0% YoY to RMB 114.194 billion, accounted for 46.2% of total lottery sales. Lotto games, Single Match Game and Instant Scratch Cards accounted for 55.4%, 35.1% and 9.4% of total Sports Lottery sales, respectively.

August 2014 Sports Lottery Market Share by Type



■ Sports Lotto ■ Sports SMG ■ Sports Scratch Cards

Jan – Aug 2014 Sports Lottery Market Share by Type



■ Sports Lotto ■ Sports SMG ■ Sports Scratch Cards

Lottery Sales in August and First Eight Months of 2014

	August 2014 (RMB/Billion)	August 2013 (RMB/Billion)	Change	Jan – Aug 2014 (RMB/Billion)	Jan – Aug 2013 (RMB/Billion)	Change
Welfare Lottery	17.029	14.030	+21.4%	132.962	113.451	+17.2%
- Lotto	12.255	10.260	+19.4%	96.099	82.803	+16.1%
- Video Lottery Terminal	3.469	2.485	+39.6%	24.348	18.596	+30.9%
- Instant Scratch Card	1.304	1.285	+1.5%	12.515	12.052	+3.8%
Sports Lottery	14.507	10.588	+37.0%	114.194	85.242	+34.0%
- Lotto	8.260	6.493	+27.2%	63.310	53.744	+17.8%
- Single Match Game	5.095	2.906	+75.3%	40.102	20.435	+96.2%
- Instant Scratch Card	1.152	1.189	-3.1%	10.781	11.062	-2.5%
Total	31.536	24.618	+28.1%	247.155	198.693	+24.4%