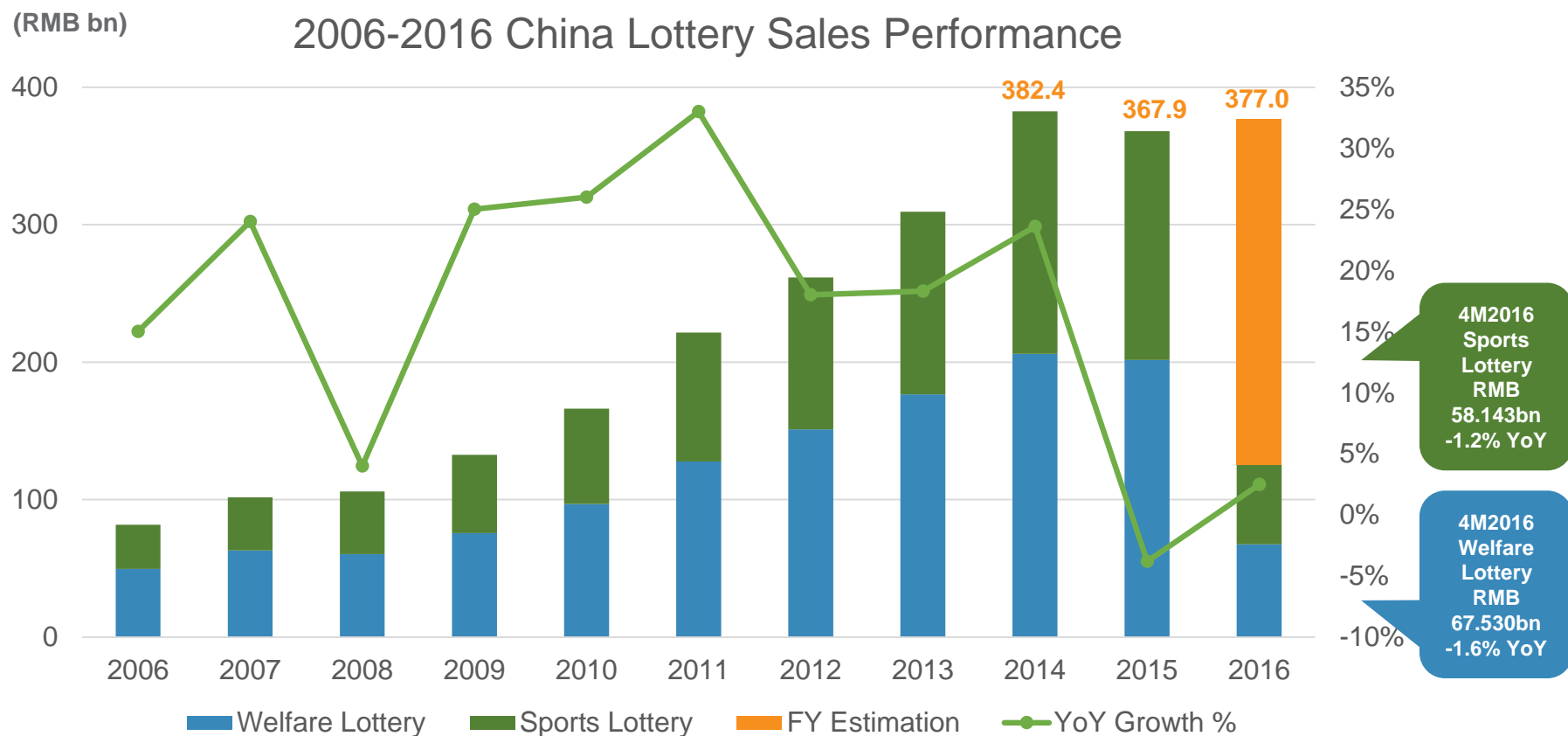


China Lottery Sales Performance

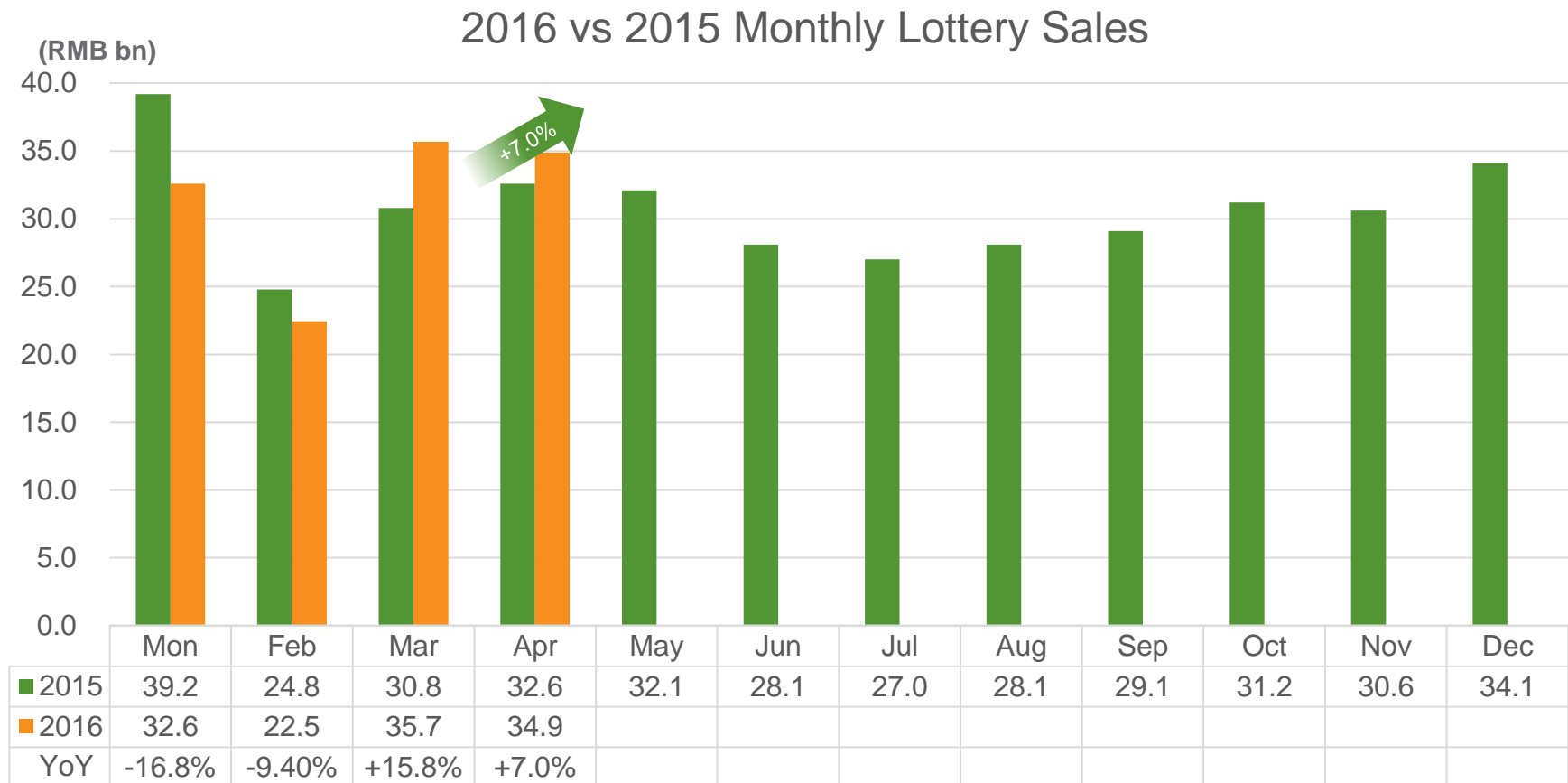
Total sales of China lottery from Jan - Apr 2016 decreased by 1.4% YoY to RMB 125.673 billion.

The total sales of China lottery in 2016 is expected to reach RMB 377.01 billion.



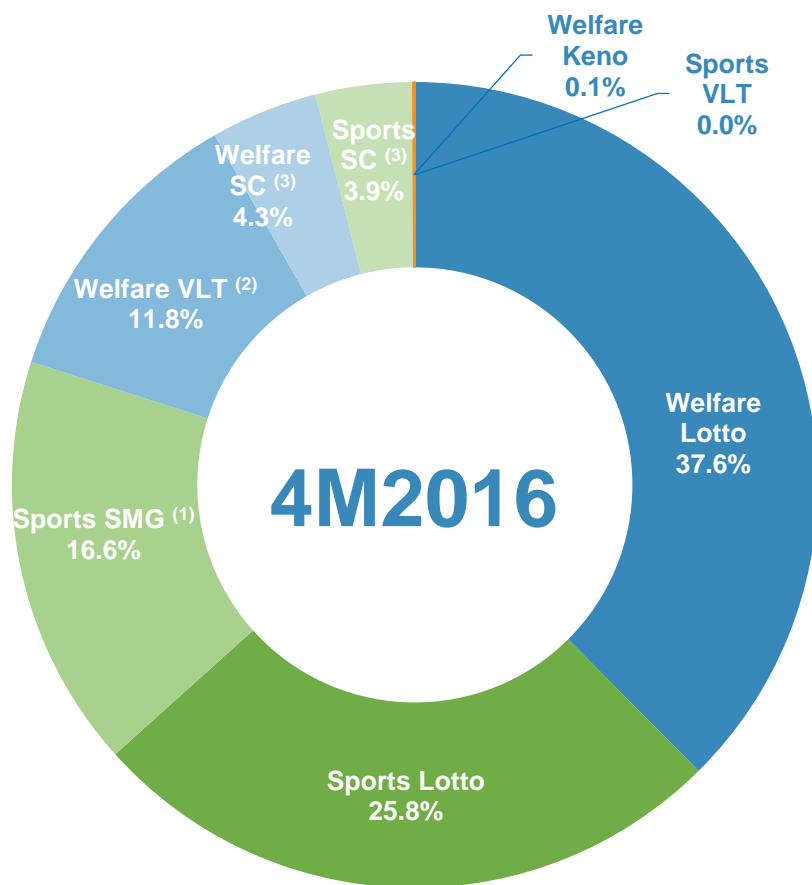
China Lottery Sales Performance

Total lottery sales in Apr 2016 increased by 7.0% YoY to RMB 34.889 billion



China Lottery Sales in Jan - Apr 2016

Welfare Lottery sales decreased by 1.6% YoY to RMB 67.530 billion in Jan - Apr 2016, Sports Lottery sales decreased by 1.2% YoY to RMB 58.143 billion in Jan - Apr 2016.



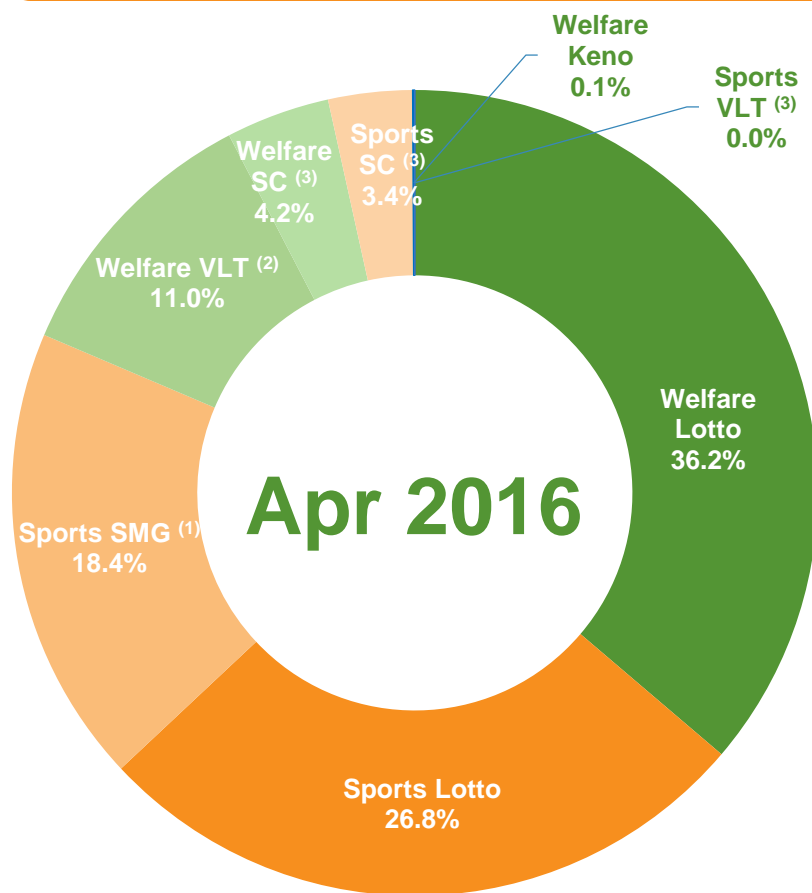
	4M2016 Sales (RMB bn)	YoY (%)	Percentage of Total Sales (%)
Welfare Lottery	67.530	-1.6%	53.7%
▪ Lotto	47.205	-3.1%	37.6%
▪ Welfare VLT	14.812	+5.3%	11.8%
▪ Scratch cards	5.409	-3.7%	4.3%
▪ Keno	0.104	-48.1%	0.1%
Sports Lottery	58.143	-1.2%	46.3%
▪ Lotto	32.402	-0.7%	25.8%
▪ SMG	20.855	-1.1%	16.6%
▪ Scratch cards	4.883	-4.3%	3.9%
▪ Sports VLT	0.0026	+139.0%	0.0%
Total Lottery	125.673	-1.4%	100.0%

Source: Ministry of Finance

Note: (1) SMG: Single Match Games; (2) VLT: Video Lottery Terminals; (3) SC: Scratch Cards.

China Lottery Sales in Apr 2016

Welfare Lottery sales decreased by 0.8% YoY to RMB 17.950billion in Apr 2016, Sports Lottery sales increased by 16.6% YoY to RMB 16.939 billion in Apr 2016.



	Apr 2016 Sales (RMB bn)	YoY (%)	Percentage of Total Sales (%)
Welfare Lottery	17.950	-0.8%	51.4%
▪ Lotto	12.641	-0.1%	36.2%
▪ Welfare VLT	3.825	+2.8%	11.0%
▪ Scratch cards	1.453	-11.9%	4.2%
▪ Keno	0.030	-49.9%	0.1%
Sports Lottery	16.939	+16.6%	48.6%
▪ Lotto	9.341	+5.3%	26.8%
▪ SMG	6.421	+48.6%	18.4%
▪ Scratch cards	1.176	-11.7%	3.4%
▪ Sports VLT	0.0011	+296.7%	0.0%
Total Lottery	34.889	+7.0%	100.0%

Source: Ministry of Finance

Note: ⁽¹⁾ SMG: Single Match Games; ⁽²⁾ VLT: Video Lottery Terminals; ⁽³⁾ SC: Scratch Cards.