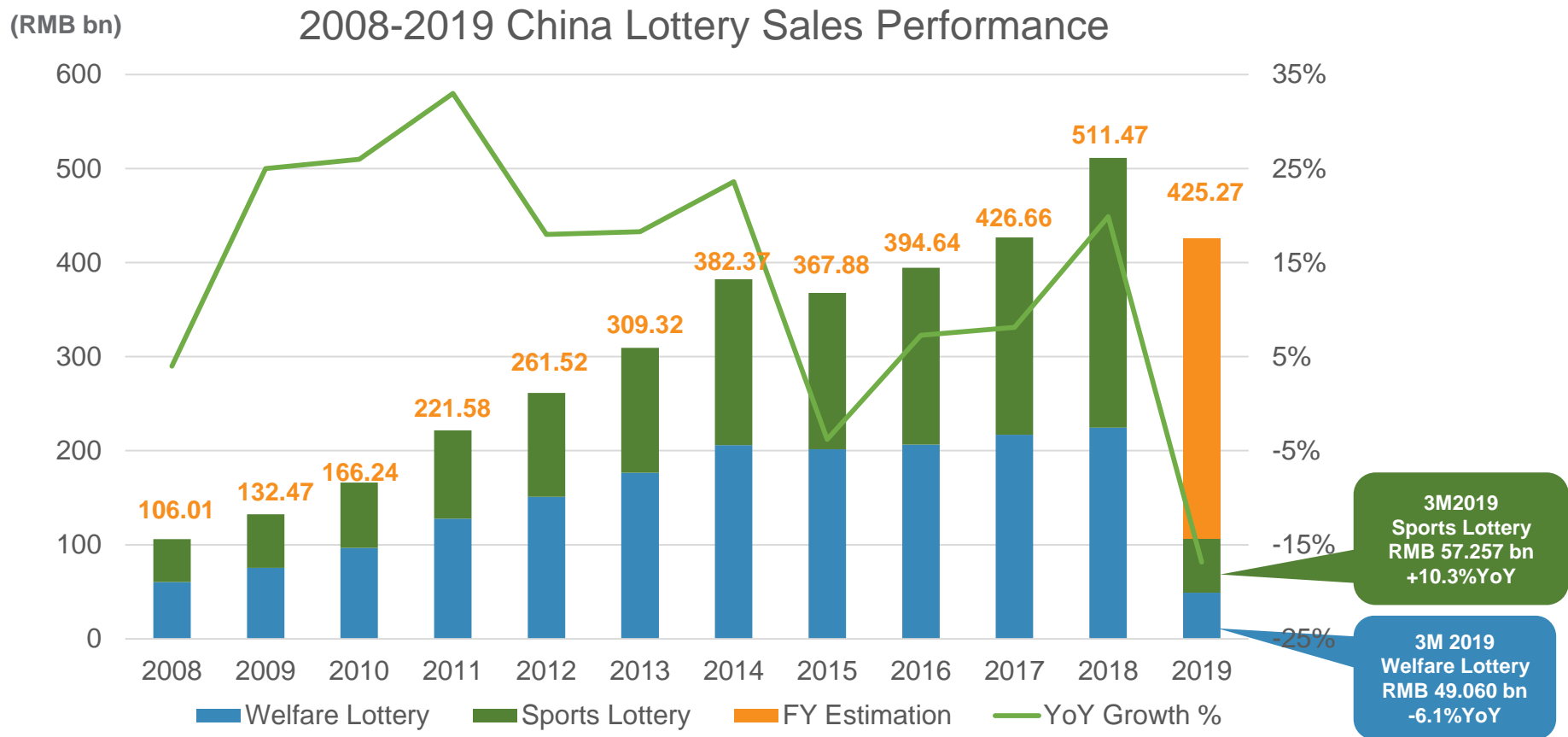


China Lottery Sales Performance

Total sales of China lottery in Jan - Mar 2019 increased by 2.1% YoY to RMB 106.317 billion.

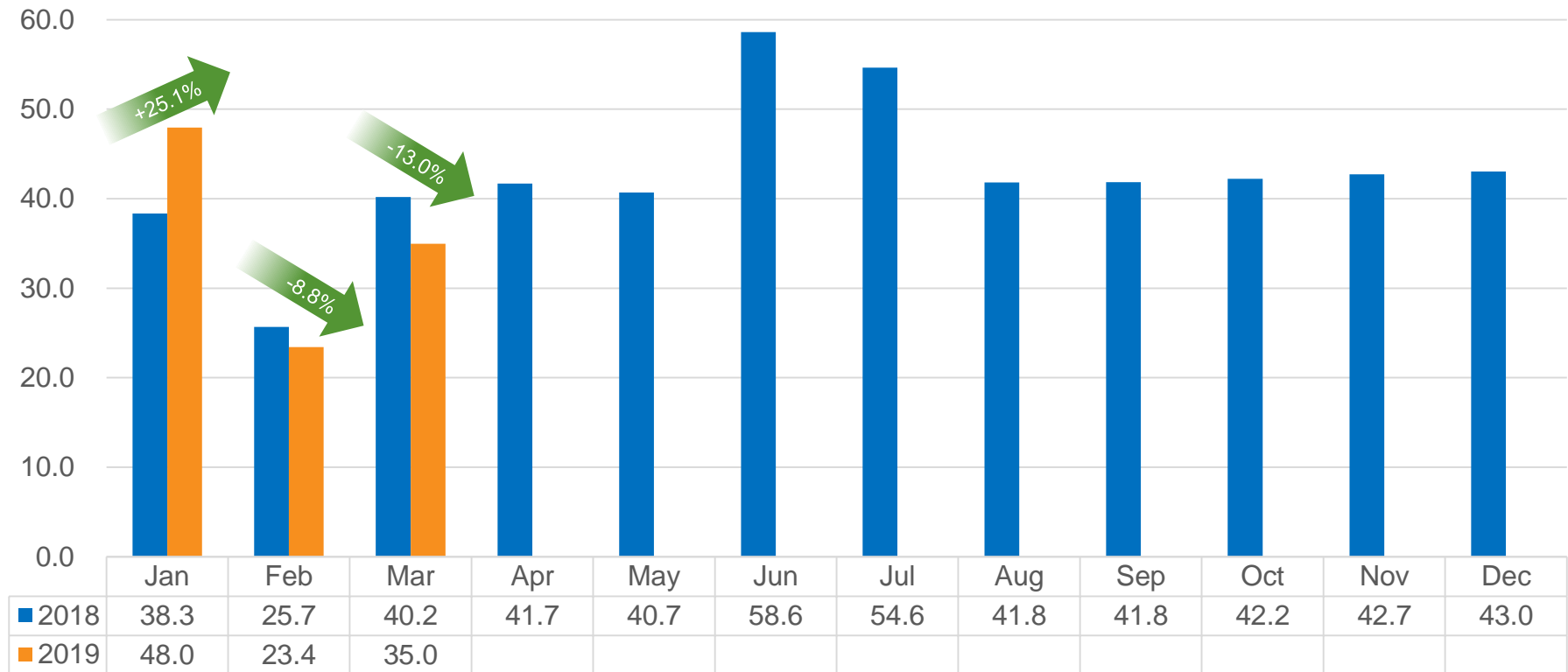


Source: Ministry of Finance (Exclude FY Estimation)

China Lottery Sales Performance

2019 vs 2018 Monthly Lottery Sales

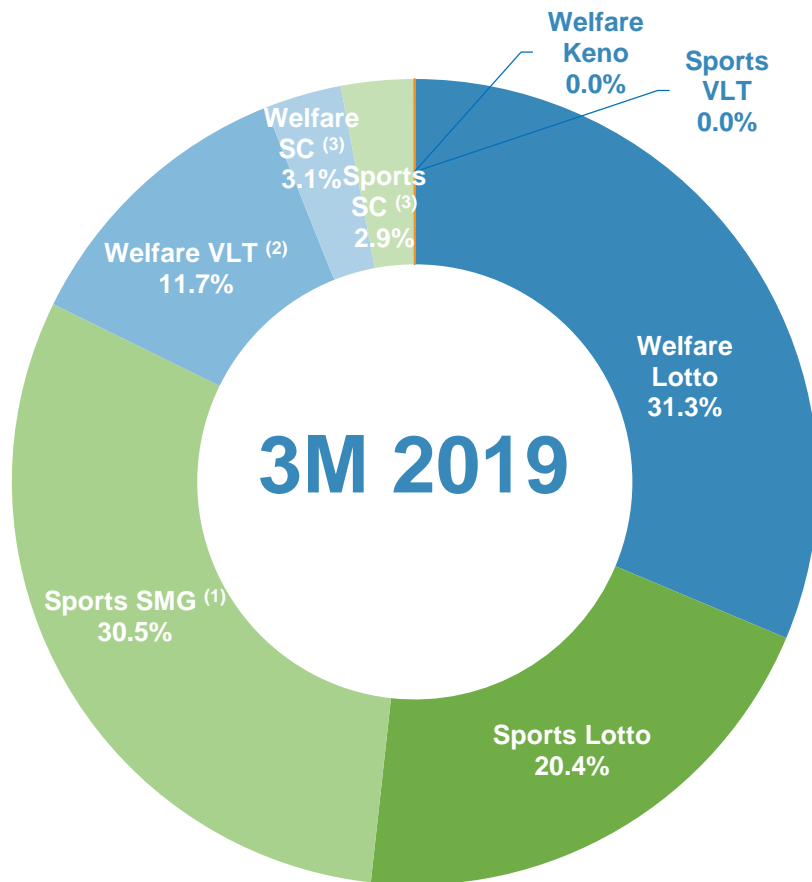
(RMB bn)



Source: Ministry of Finance

China Lottery Sales in Jan - Mar 2019

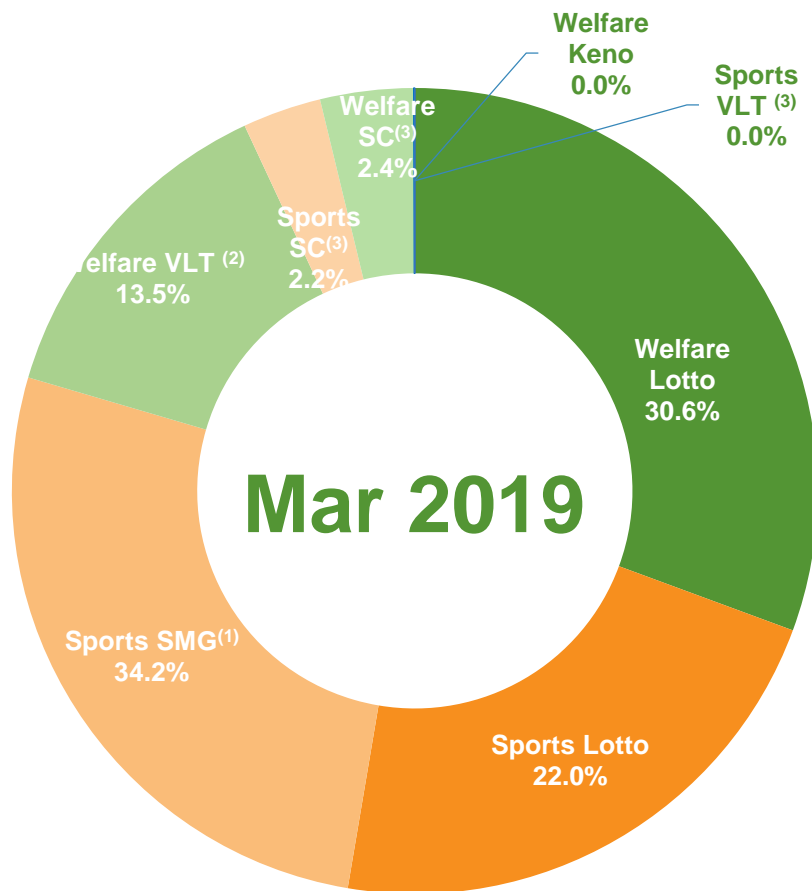
Welfare Lottery sales decreased by 6.1% YoY to RMB 49.060 billion in Jan - Mar 2019, Sports Lottery sales increased by 10.3 YoY to RMB 57.257 billion in Jan - Mar 2019.



	3M 2019 Sales (RMB bn)	YoY (%)	Percentage of Total Sales (%)
Welfare Lottery	49.060	-6.1%	46.1%
▪ Lotto	33.311	-11.9%	31.3%
▪ Welfare VLT	12.426	8.4%	11.7%
▪ Scratch cards	3.289	11.2%	3.1%
▪ Keno	0.035	8.1%	0.0%
Sports Lottery	57.257	10.3%	53.9%
▪ Lotto	21.701	-17.3%	20.4%
▪ SMG	32.459	43.0%	30.5%
▪ Scratch cards	3.096	3.6%	2.9%
▪ Sports VLT	0.001	-63.7%	0.0%
Total Lottery	106.317	2.1%	100.0%

China Lottery Sales in Mar 2019

Welfare Lottery sales decreased by 16.4% YoY to RMB 16.546 billion in Mar 2019, Sports Lottery sales decreased by 9.7% YoY to RMB 18.404 billion in Mar 2019.



	Mar 2019 Sales (RMB bn)	YoY (%)	Percentage of Total Sales (%)
Welfare Lottery	16.546	-16.4%	47.3%
▪Lotto	10.704	-25.5%	30.6%
▪Welfare VLT	4.723	7.6%	13.5%
▪Scratch cards	1.104	8.0%	3.2%
▪Keno	0.016	30.6%	0.0%
Sports Lottery	18.404	-9.7%	52.7%
▪Lotto	7.703	-24.4%	22.0%
▪SMG	9.395	4.6%	26.9%
▪Scratch cards	1.307	6.9%	3.7%
▪Sports VLT	0.000	-85.5%	0.0%
Total Lottery	34.951	-13.0%	100.0%

Source: Ministry of Finance

Note: ⁽¹⁾ SMG: Single Match Games; ⁽²⁾ VLT: Video Lottery Terminals; ⁽³⁾ SC: Scratch Cards.