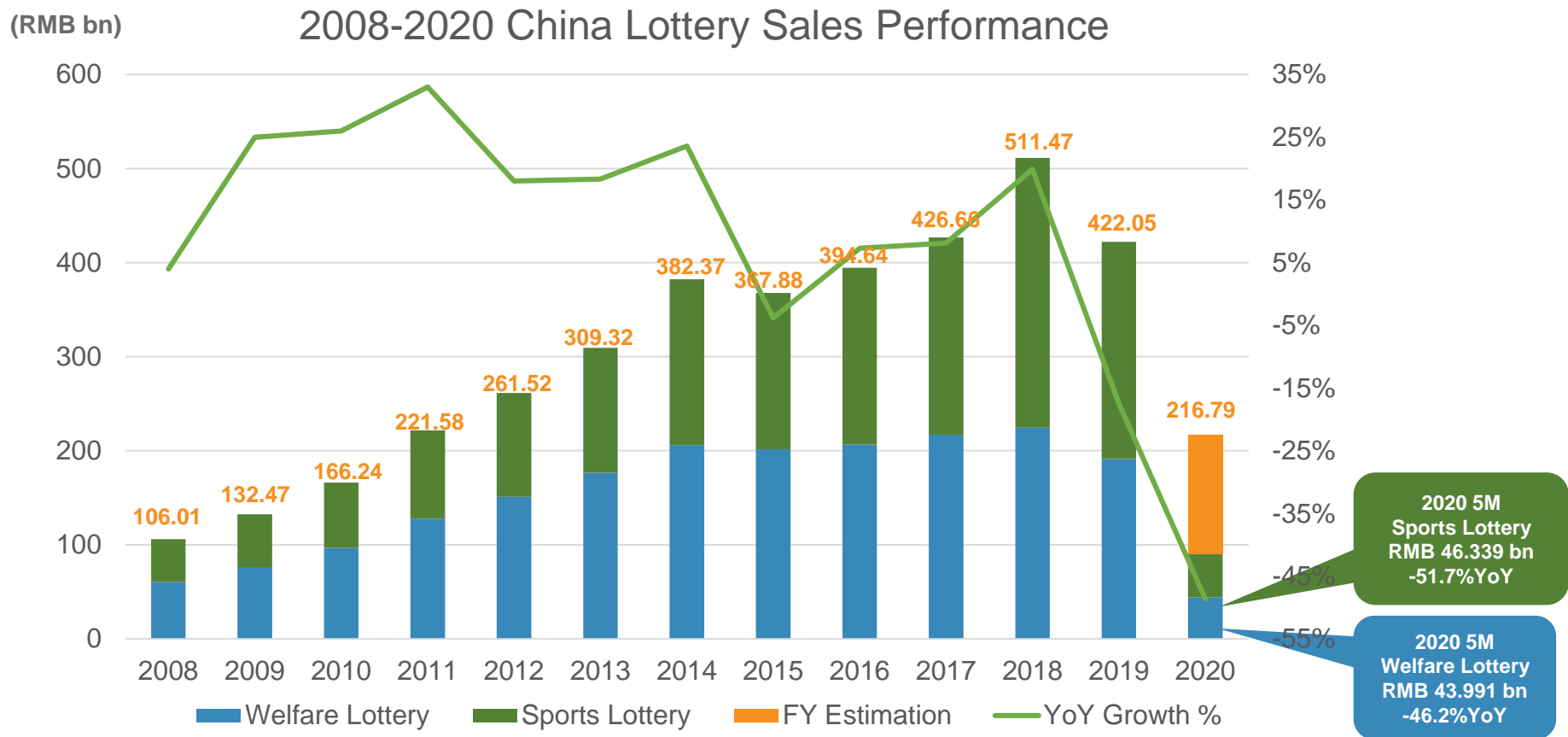


China Lottery Sales Performance

Total sales of China lottery in May 2020 decreased by 35% YoY to RMB 23.38 billion.

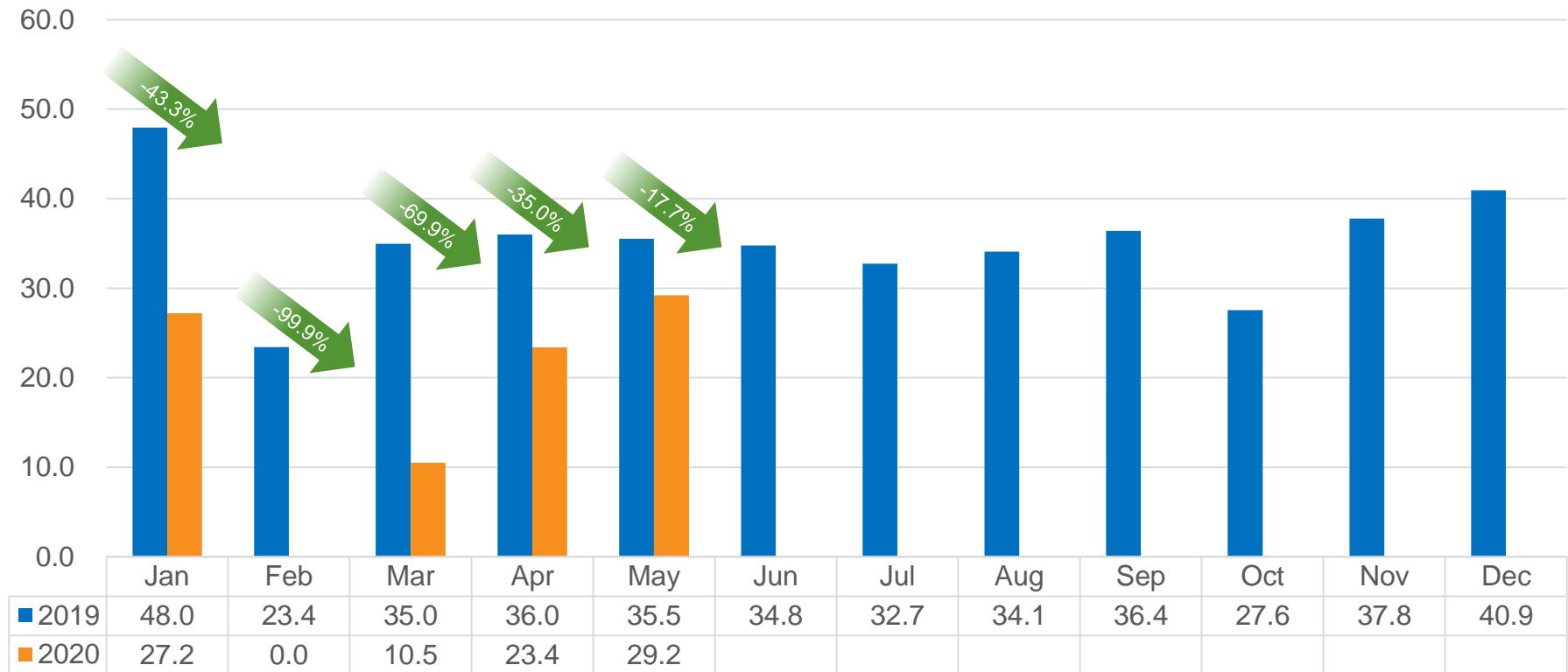


Source: Ministry of Finance (Exclude FY Estimation)

China Lottery Sales Performance

2020 vs 2019 Monthly Lottery Sales

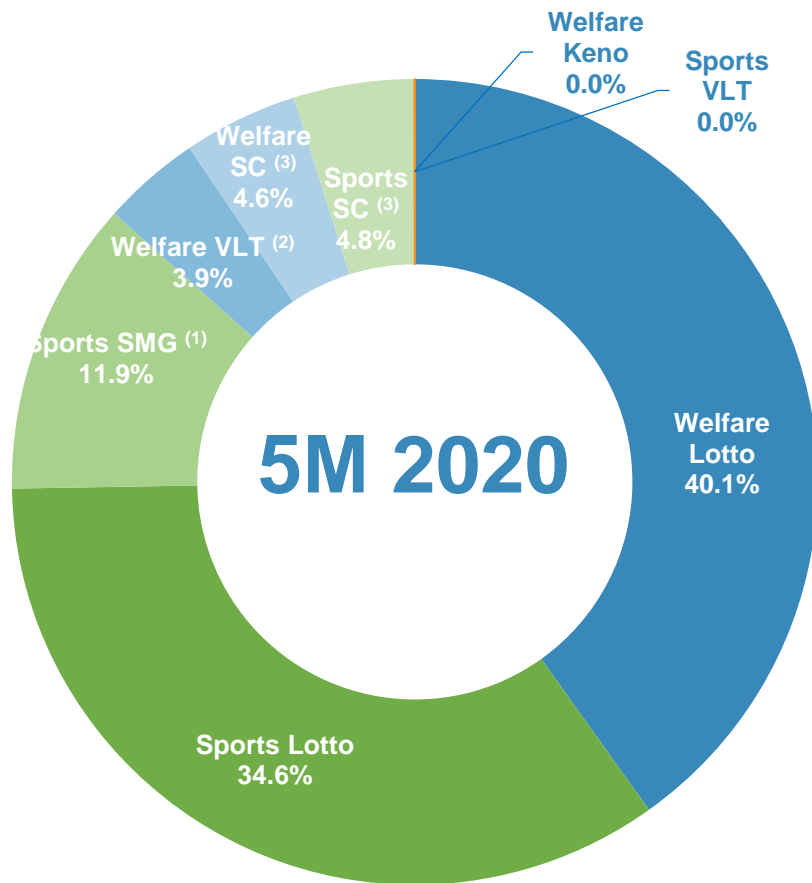
(RMB bn)



Source: Ministry of Finance

China Lottery Sales in Jan - May 2020

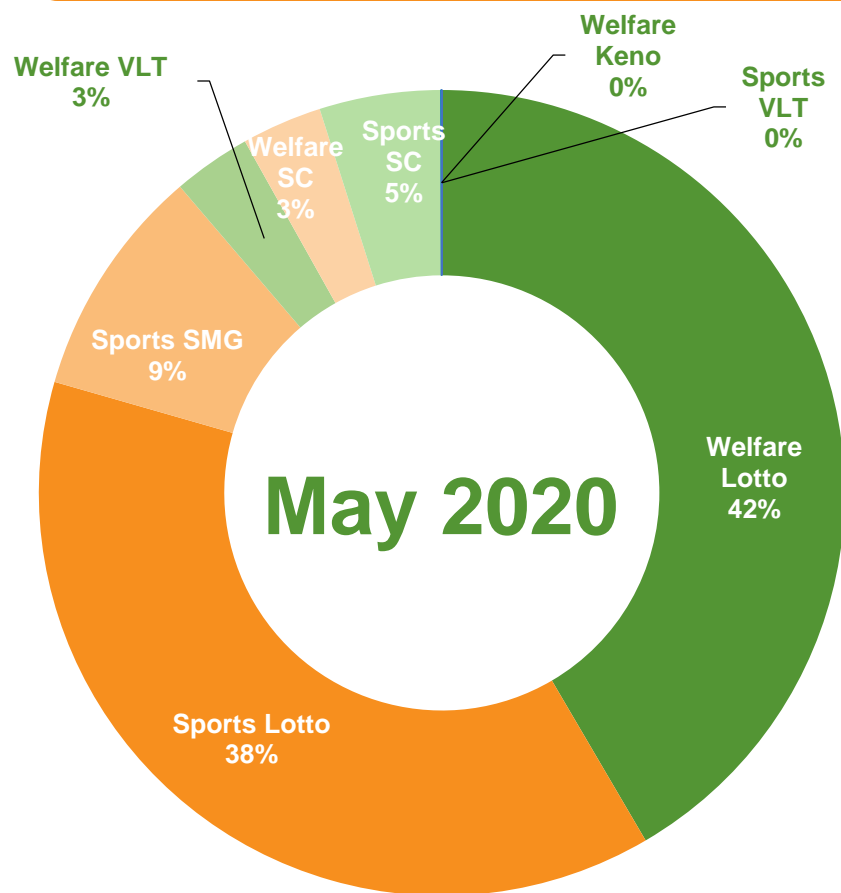
Welfare Lottery sales decreased by 46.2% YoY to RMB 43.991 billion in Jan - May 2020, Sports Lottery sales decreased by 51.7% YoY to RMB 46.339 billion in Jan - May 2020.



	5M 2020 Sales (RMB bn)	YoY (%)	Percentage of Total Sales (%)
Welfare Lottery	43.991	-46.2%	48.7%
▪ Lotto	36.249	-33.8%	40.1%
▪ Welfare VLT	3.566	-83.1%	3.9%
▪ Scratch cards	4.151	-30.0%	4.6%
▪ Keno	0.025	-60.9%	0.0%
Sports Lottery	46.339	-51.7%	51.3%
▪ Lotto	31.260	-17.2%	34.6%
▪ SMG	10.721	-79.6%	11.9%
▪ Scratch cards	4.357	-22.0%	4.8%
▪ Sports VLT	0.000	-62.5%	0.0%
Total Lottery	90.330	-49.2%	100.0%

China Lottery Sales in May 2020

Welfare Lottery sales decreased by 15.0% YoY to RMB 14.012 billion in May 2020, Sports Lottery sales decreased by 20.1% YoY to RMB 15.210 billion in May 2020.



	May 2020 Sales (RMB bn)	YoY (%)	Percentage of Total Sales (%)
Welfare Lottery	14.012	-15.0%	48.0%
▪Lotto	12.144	12.0%	41.6%
▪Welfare VLT	0.916	-78.8%	3.1%
▪Scratch cards	0.942	-28.3%	3.2%
▪Keno	0.011	-24.5%	0.0%
Sports Lottery	15.209	-21.0%	52.0%
▪Lotto	11.071	35.2%	37.9%
▪SMG	2.716	-71.6%	9.3%
▪Scratch cards	1.421	10.4%	4.9%
▪Sports VLT	0.000	14.1%	0.0%
Total Lottery	29.222	-17.7%	100.0%