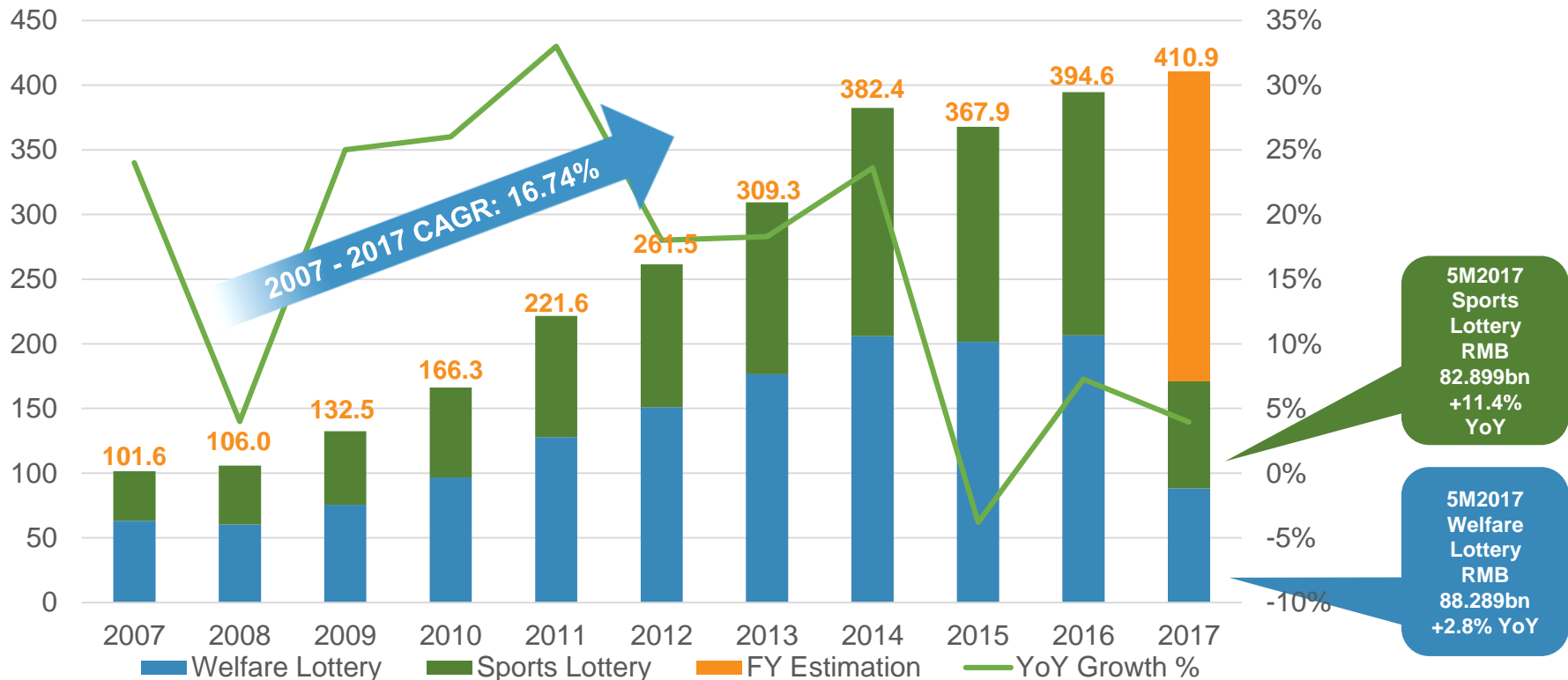


China Lottery Sales Performance

Total sales of China lottery from Jan - May 2017 increased by 6.8% YoY to RMB 171.187 billion.

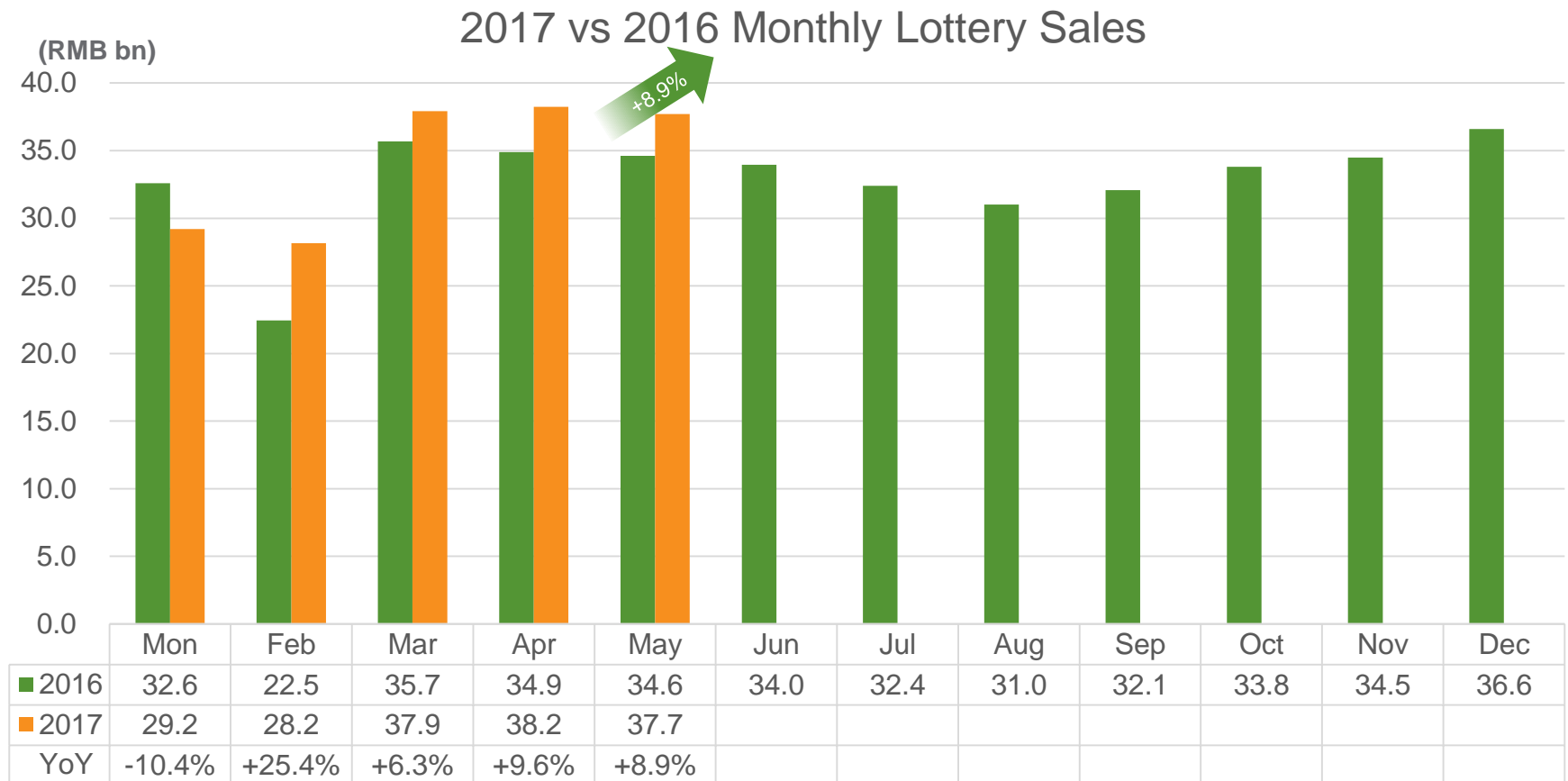
2007-2017 China Lottery Sales Performance



Source: Ministry of Finance (Exclude FY Estimation)

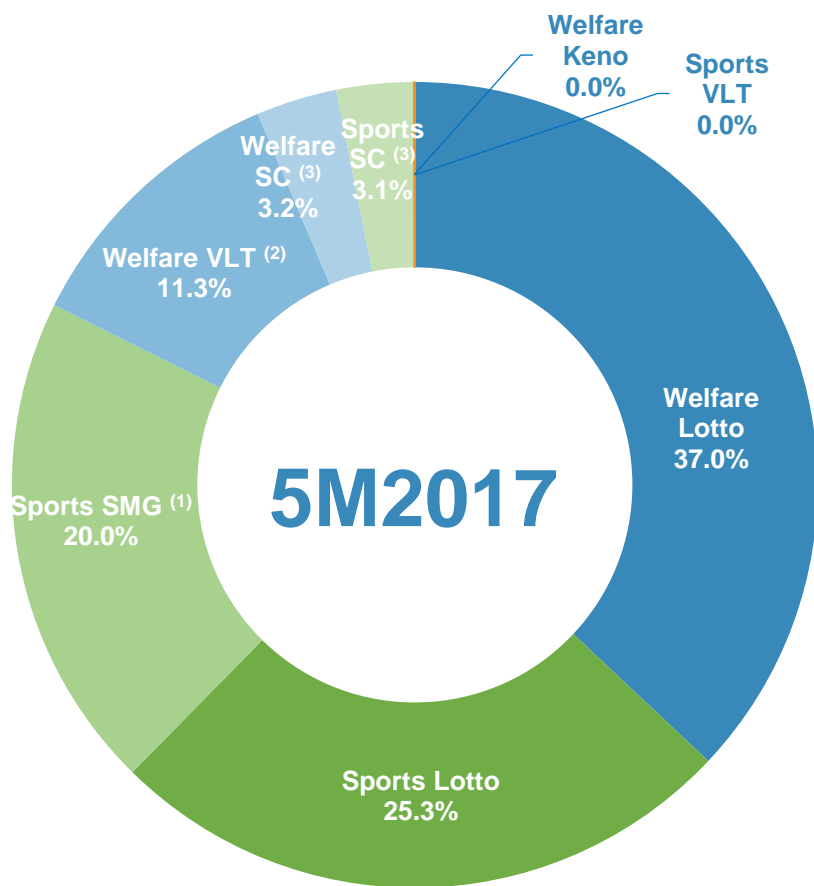
China Lottery Sales Performance

Total lottery sales in May 2017 increased by 8.9% YoY to RMB 37.695 billion



China Lottery Sales in Jan - May 2017

Welfare Lottery sales increased by 2.8% YoY to RMB 88.289 billion in Jan - May 2017, Sports Lottery sales increased by 11.4% YoY to RMB 82.899 billion in Jan - May 2017.



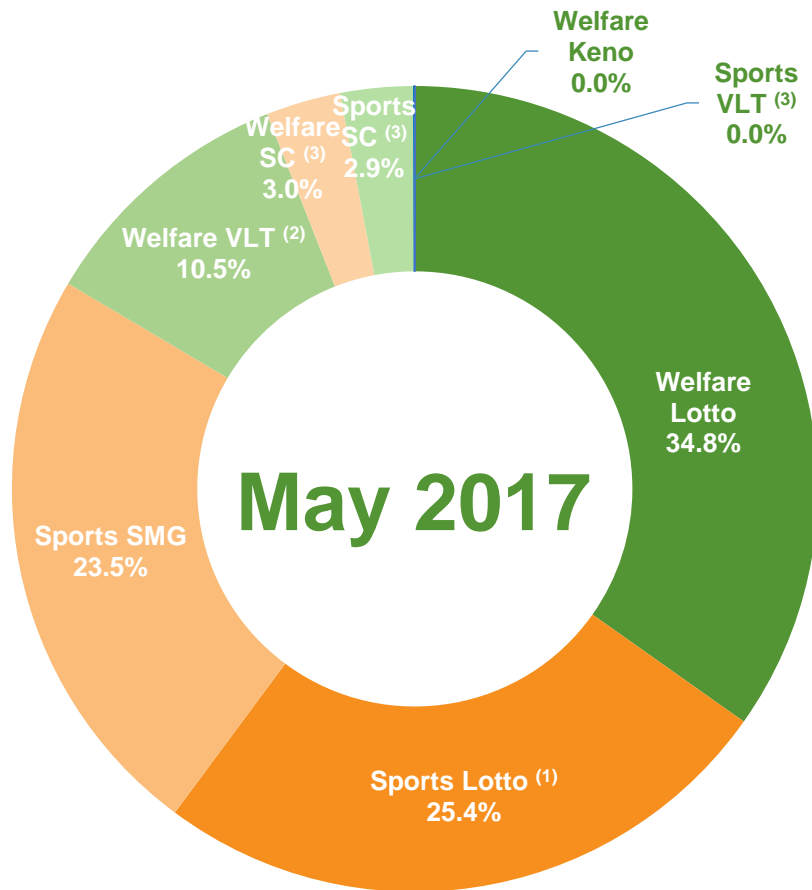
	5M2017 Sales (RMB bn)	YoY	Percentage of Total Sales
Welfare Lottery	88.289	+2.8%	51.6%
▪ Lotto	63.365	+4.9%	37.0%
▪ VLT	19.288	+4.0%	11.3%
▪ Scratch cards	5.559	-18.8%	3.2%
▪ Keno	0.077	-40.3%	0.0%
Sports Lottery	82.899	+11.4%	48.4%
▪ Lotto	43.393	+5.0%	25.3%
▪ SMG	34.226	+27.0%	20.0%
▪ Scratch cards	5.276	-13.4%	3.1%
▪ VLT	0.005	+39.3%	0.0%
Total Lottery	171.187	+6.8%	100.0%

Source: Ministry of Finance

Note: (1) SMG: Single Match Games; (2) VLT: Video Lottery Terminals; (3) SC: Scratch Cards.

China Lottery Sales in May 2017

Welfare Lottery sales decreased by 0.8% YoY to RMB 18.227 billion in May 2017, Sports Lottery sales increased by 19.8% YoY to RMB 19.468 billion in May 2017.



	May 2017 Sales (RMB bn)	YoY	Percentage of Total Sales
Welfare Lottery	18.227	-0.8%	48.4%
▪ Lotto	13.117	-0.5%	34.8%
▪ VLT	3.963	+6.3%	10.5%
▪ Scratch cards	1.131	-21.4%	3.0%
▪ Keno	0.016	-33.6%	0.0%
Sports Lottery	19.468	+19.8%	51.6%
▪ Lotto	9.558	+7.0%	25.4%
▪ SMG	8.804	+44.4%	23.4%
▪ Scratch cards	1.105	-8.9%	2.9%
▪ VLT	0.001	+1.2%	0.0%
Total Lottery	37.695	+8.9%	100.0%

Source: Ministry of Finance

Note: (1) SMG: Single Match Games; (2) VLT: Video Lottery Terminals; (3) SC: Scratch Cards.