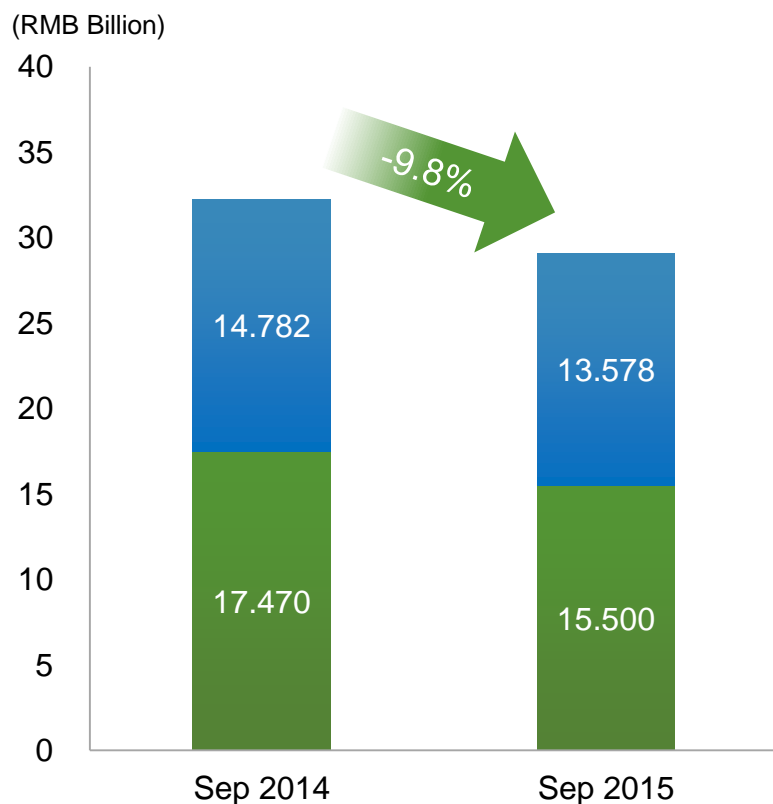


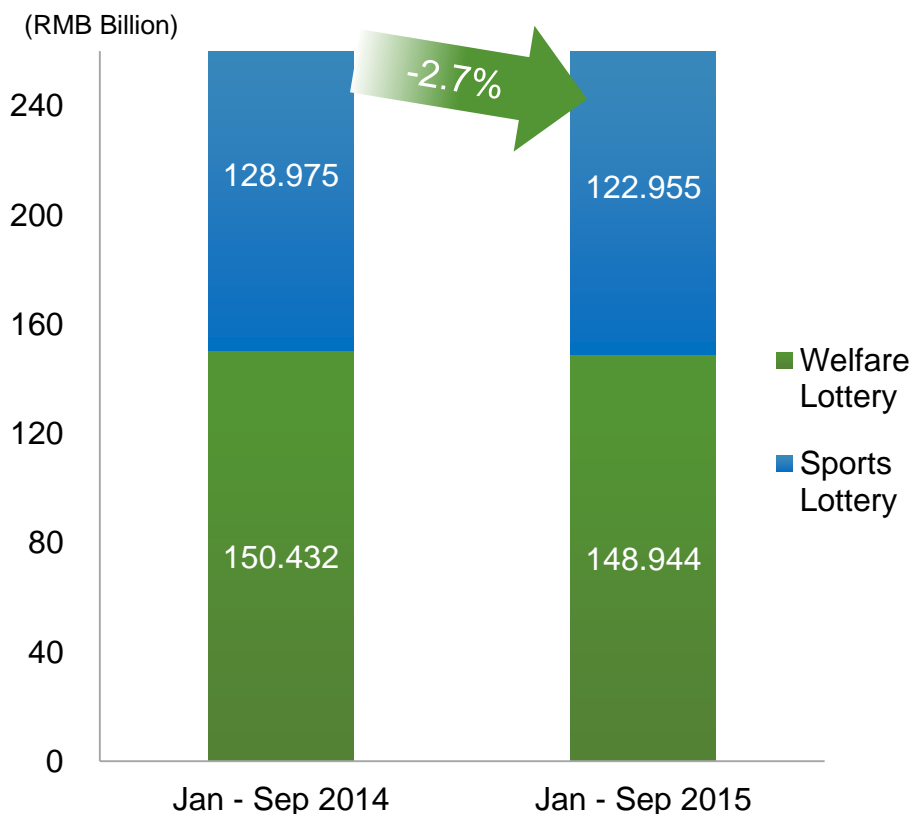
China Lottery Sales Performance

- Announced by the Ministry of Finance, total lottery sales in Sep 2015 decreased by 9.8% YoY to RMB 29.078 billion from RMB 32.252 billion for the same period last year.
- Total lottery sales from Jan - Sep 2015 decreased by 2.7% YoY to RMB 271.899 billion, compared to RMB 279.407 billion for Jan - Sep 2014.

Sep 2015 Lottery Sales



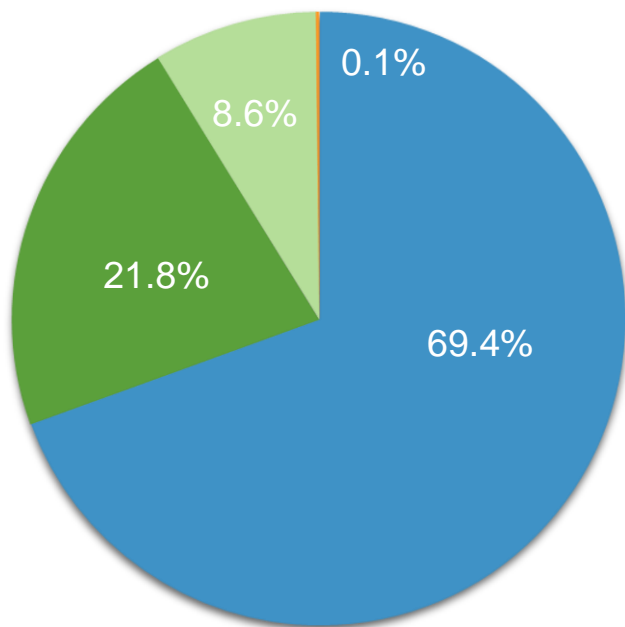
Jan - Sep 2015 Lottery Sales



Welfare Lottery Sales Performance

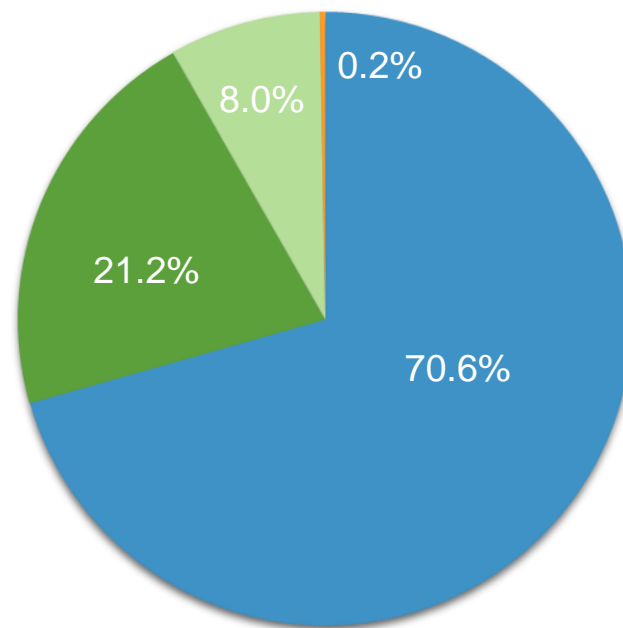
- Welfare Lottery sales decreased by 11.3% YoY to RMB 15.500 billion in Sep 2015, and accounted for 53.3% of total lottery sales. Lotto games, VLT, Instant Scratch Cards and Keno accounted for 69.4%, 21.8%, 8.6% and 0.1% of total welfare lottery sales, respectively.
- In Jan - Sep 2015, Welfare Lottery sales decreased by 1.0% YoY to RMB 148.944 billion, and accounted for 54.8% of total lottery sales. Lotto games, VLT, Instant Scratch Cards and Keno accounted for 70.6%, 21.2%, 8.0% and 0.2% of total welfare lottery sales, respectively.

**Sep 2015 Welfare Lottery
Market Share by Type**



■ Welfare Lotto
 ■ Welfare VLT
■ Welfare Scratch Cards
 ■ Keno

**Jan – Sep 2015 Welfare Lottery
Market Share by Type**

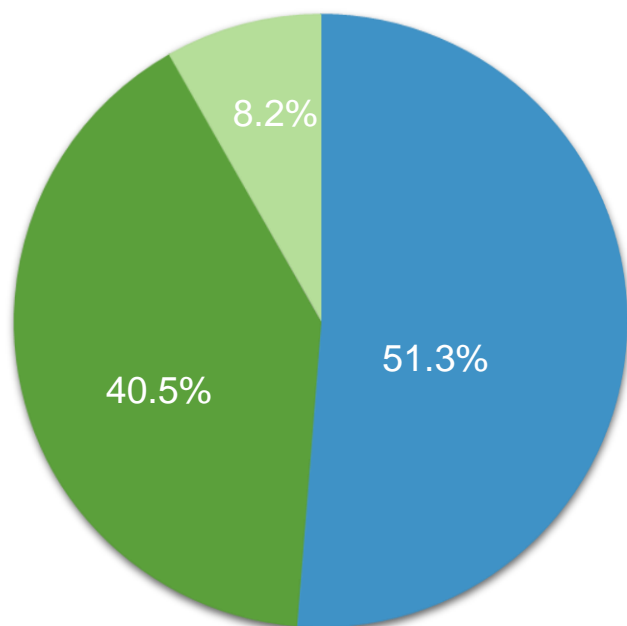


■ Welfare Lotto
 ■ Welfare VLT
■ Welfare Scratch Cards
 ■ Keno

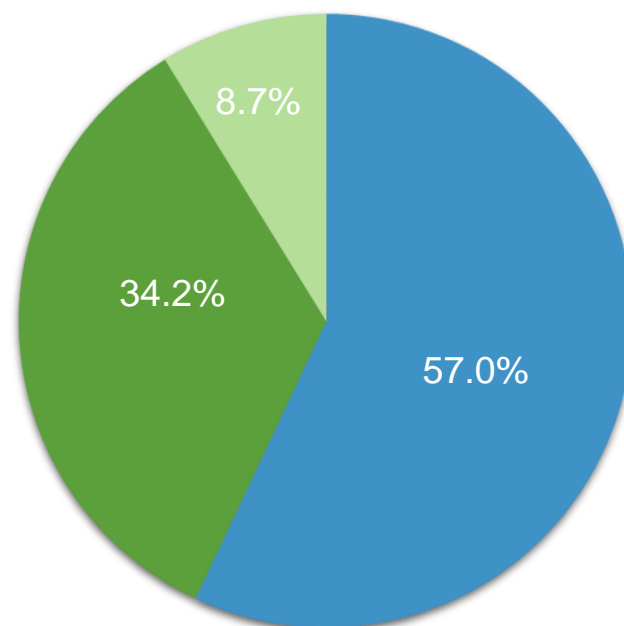
Sports Lottery Sales Performance

- Sports Lottery sales decreased by 8.1% YoY to RMB 13.578 billion in Sep 2015, and accounted for 46.7% of total lottery sales. Lotto games, Single Match Games, Instant Scratch Cards and Sports VLT accounted for 51.3%, 40.5%, 8.2% and 0.0% of total Sports Lottery sales, respectively.
- In Jan - Sep 2015, Sports Lottery sales decreased by 4.7% YoY to RMB 122.955 billion, and accounted for 45.2% of total lottery sales. Lotto games, Single Match Games, Instant Scratch Cards and Sports VLT accounted for 57.0%, 34.2%, 8.7% and 0.0% of total Sports Lottery sales, respectively.

**Sep 2015 Sports Lottery
Market Share by Type***



**Jan – Sep 2015 Sports Lottery
Market Share by Type***



■ Sports Lotto ■ Sports SMG ■ Sports Scratch Cards

■ Sports Lotto ■ Sports SMG ■ Sports Scratch Cards

*Note: Sports VLT sales accounted for 0.0% of total Sports Lottery sales in September 2015 and January – September 2015.

Lottery Sales in September 2015 and Jan – Sep 2015

	September 2015 (RMB/Billion)	September 2014 (RMB/Billion)	Change (%)	Jan – Sep 2015 (RMB/Billion)	Jan – Sep 2014 (RMB/Billion)	Change (%)
Welfare Lottery	15.500	17.470	-11.3%	148.944	150.432	-1.0%
- Lotto	10.765	12.744	-15.5%	105.151	108.259	-2.9%
- Video Lottery Terminal	3.375	3.216	+4.9%	31.503	27.564	+14.3%
- Instant Scratch Card	1.338	1.422	-5.9%	11.926	13.937	-14.4%
- Keno	0.023	0.089	-74.2%	0.363	0.673	-46.0%
Sports Lottery	13.578	14.782	-8.1%	122.955	128.975	-4.7%
- Lotto	6.960	8.021	-13.2%	70.092	71.331	-1.7%
- Single Match Game	5.500	5.579	-1.4%	42.106	45.681	-7.8%
- Instant Scratch Card	1.117	1.182	-5.5%	10.753	11.963	-10.1%
- Video Lottery Terminal	0.0003	-	-	0.0045	-	-
Total	29.078	32.252	-9.8%	271.899	279.407	-2.7%