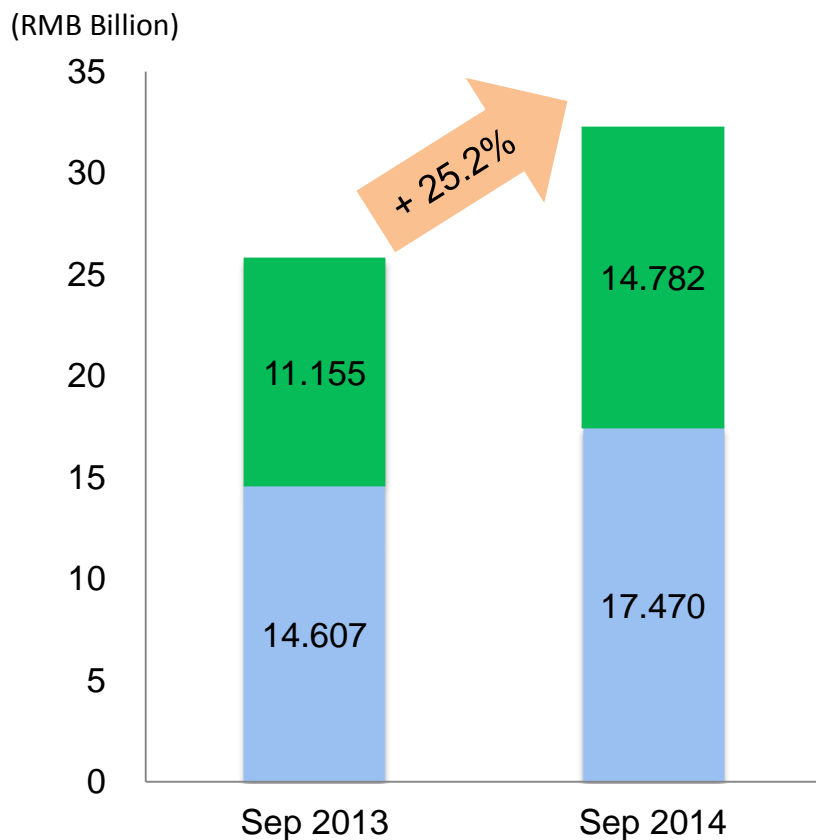


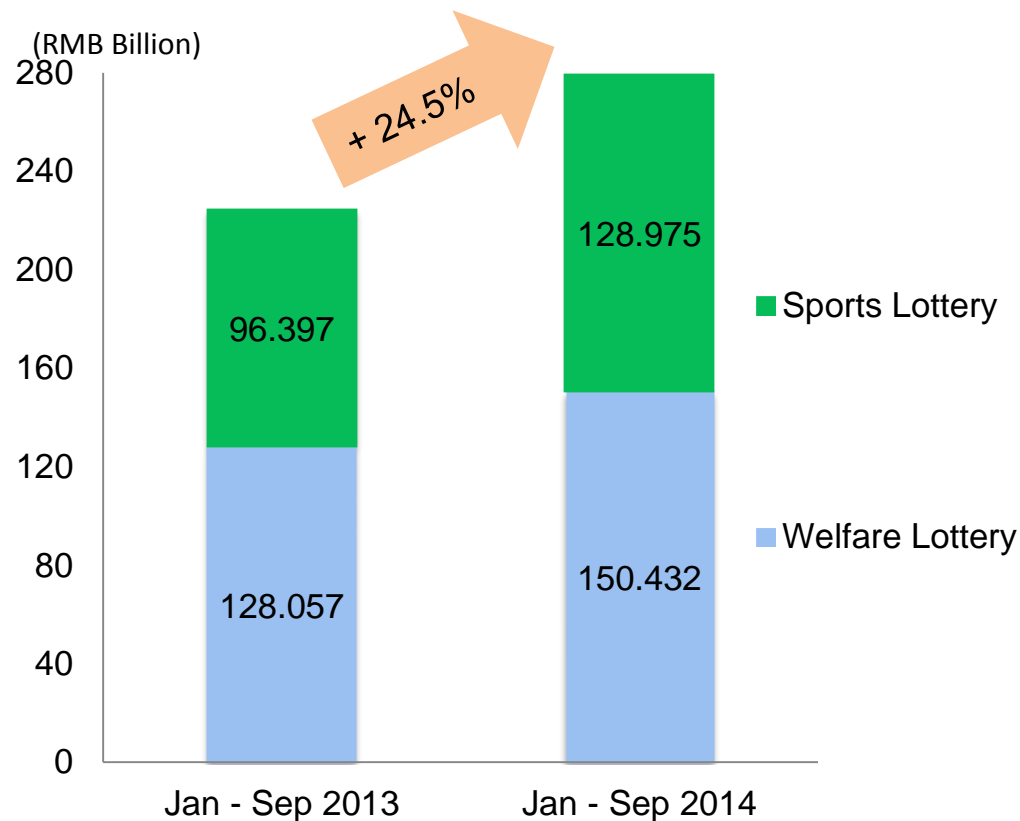
China Lottery Sales Performance

- ✓ Announced by the Ministry of Finance, total lottery sales in September 2014 increased by 25.2% YoY to RMB 32.252 billion from RMB 25.762 billion for the same period last year.
- ✓ Total lottery sales for the first nine months of 2014 increased by 24.5% YoY to RMB 279.407 billion, compared to RMB 224.453 billion for the same period last year.

September 2014 Lottery Sales



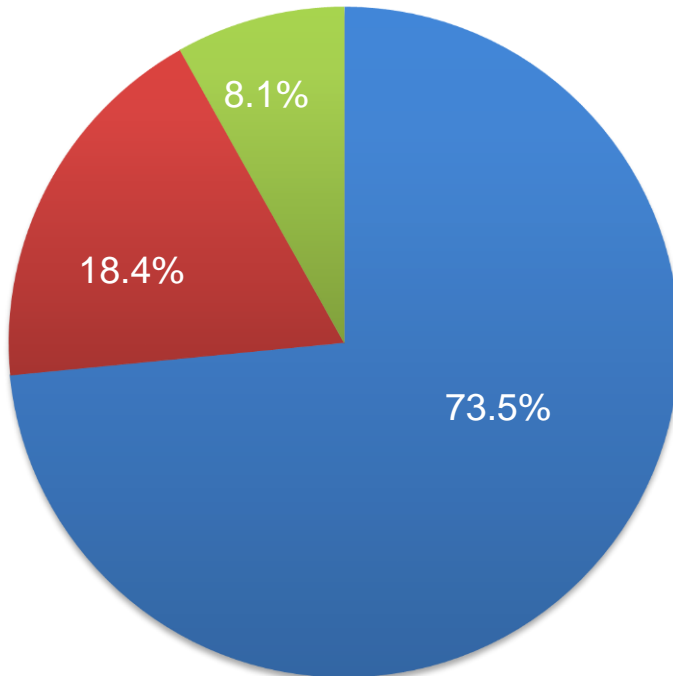
Jan – Sep 2014 Lottery Sales



Welfare Lottery Sales Performance

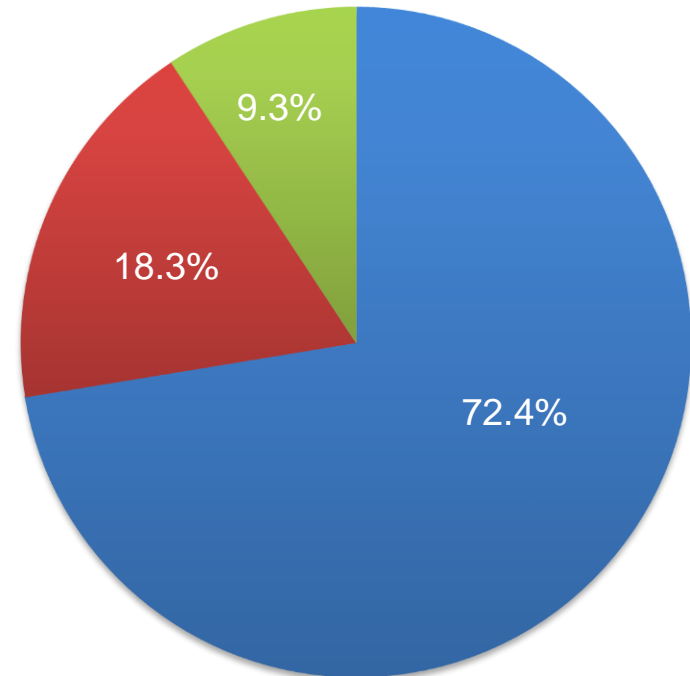
- ✓ Welfare Lottery sales increased by 19.6% YoY to RMB 17.470 billion in September 2014, and accounted for 54.2% of total lottery sales. Lotto games, VLT and Instant Scratch Cards accounted for 73.5%, 18.4% and 8.1% of total welfare lottery sales, respectively.
- ✓ In the first nine months of 2014, Welfare Lottery sales increased by 17.5% YoY to RMB 150.432 billion, and accounted for 53.8% of total lottery sales. Lotto games, VLT and Instant Scratch Cards accounted for 72.4%, 18.3% and 9.3% of total welfare lottery sales, respectively.

**September 2014 Welfare Lottery
Market Share by Type**



■ Welfare Lotto ■ Welfare VLT ■ Welfare Scratch Cards

**Jan – Sep 2014 Welfare Lottery
Market Share by Type**

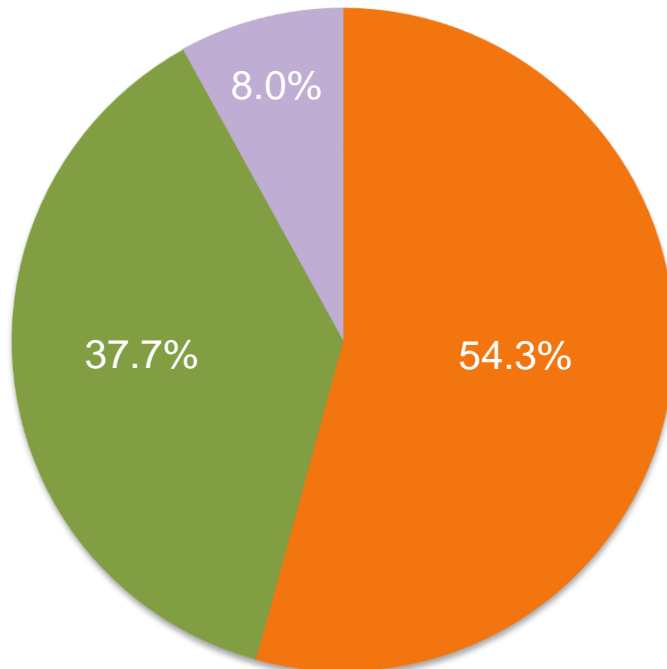


■ Welfare Lotto ■ Welfare VLT ■ Welfare Scratch Cards

Sports Lottery Sales Performance

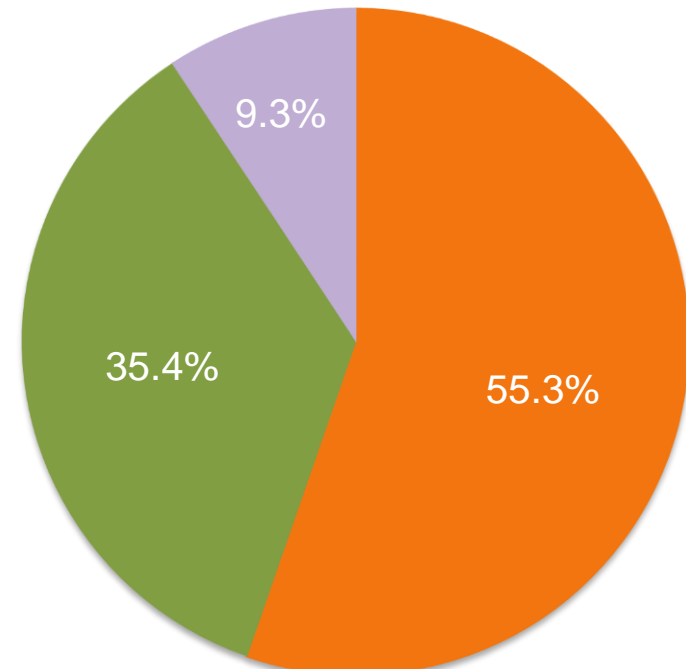
- ✓ Sports Lottery sales increased by 32.5% YoY to RMB 14.782 billion in September 2014, and accounted for 45.8% of total lottery sales. Lotto games, Single Match Game and Instant Scratch Cards accounted for 54.3%, 37.7% and 8.0% of total Sports Lottery sales, respectively.
- ✓ In the first nine months of 2014, Sports Lottery sales increased by 33.8% YoY to RMB 128.975 billion, and accounted for 46.2% of total lottery sales. Lotto games, Single Match Game and Instant Scratch Cards accounted for 55.3%, 35.4% and 9.3% of total Sports Lottery sales, respectively.

**September 2014 Sports Lottery
Market Share by Type**



■ Sports Lotto ■ Sports SMG ■ Sports Scratch Cards

**Jan – Sep 2014 Sports Lottery
Market Share by Type**



■ Sports Lotto ■ Sports SMG ■ Sports Scratch Cards

Lottery Sales in September and First Nine Months of 2014

	September 2014 (RMB/Billion)	September 2013 (RMB/Billion)	Change	Jan – Sep 2014 (RMB/Billion)	Jan – Sep 2013 (RMB/Billion)	Change
Welfare Lottery	17.470	14.607	+19.6%	150.432	128.057	+17.5%
- Lotto	12.832	10.690	+20.0%	108.932	93.493	+16.5%
- Video Lottery Terminal	3.216	2.453	+31.1%	27.564	21.047	+31.0%
- Instant Scratch Card	1.422	1.464	-2.9%	13.937	13.516	+3.1%
Sports Lottery	14.782	11.155	+32.5%	128.975	96.397	+33.8%
- Lotto	8.021	6.504	+23.3%	71.331	60.248	+18.4%
- Single Match Game	5.579	3.273	+70.5%	45.681	23.708	+92.7%
- Instant Scratch Card	1.182	1.378	-14.2%	11.963	12.440	-3.8%
Total	32.252	25.762	+25.2%	279.407	224.453	24.5%