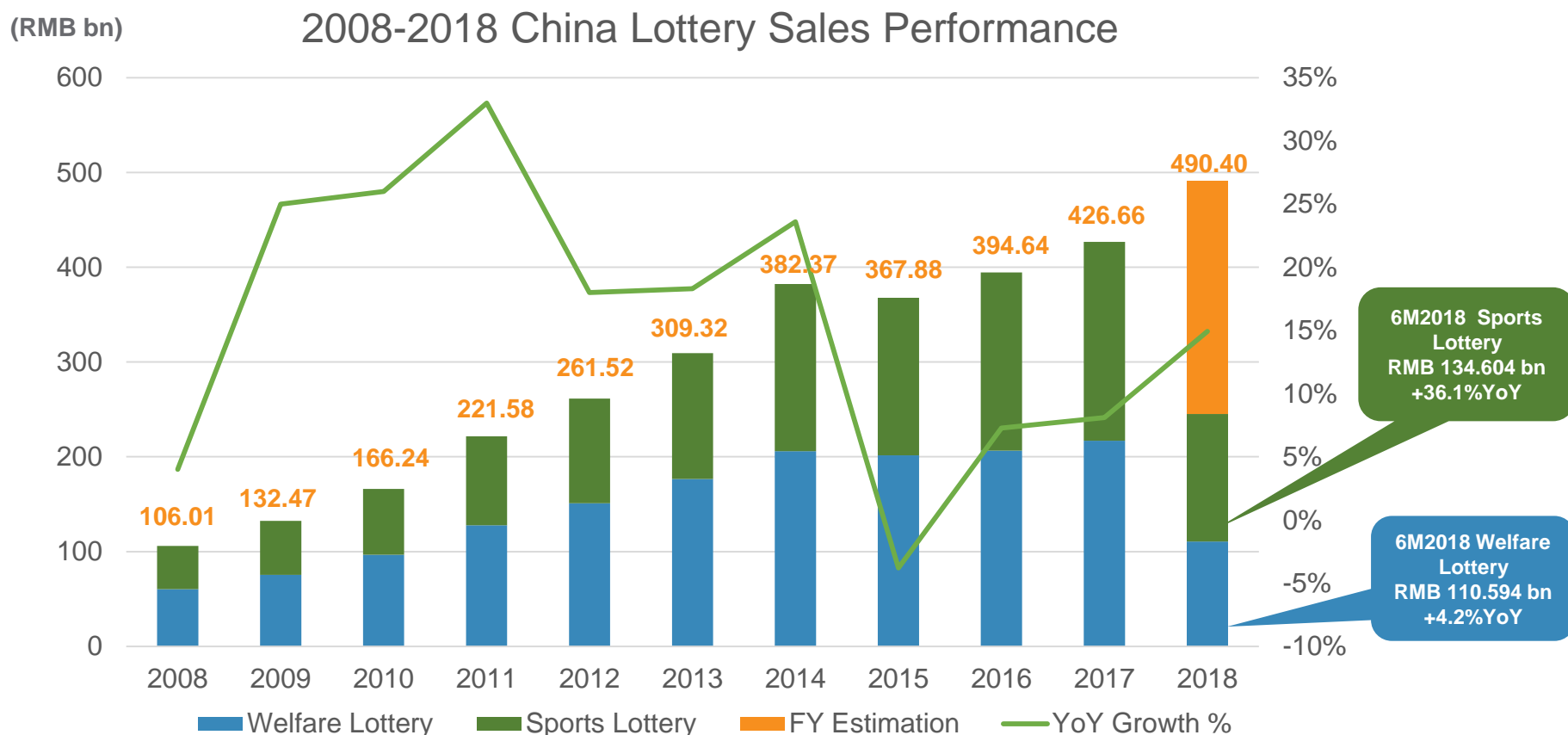


China Lottery Sales Performance

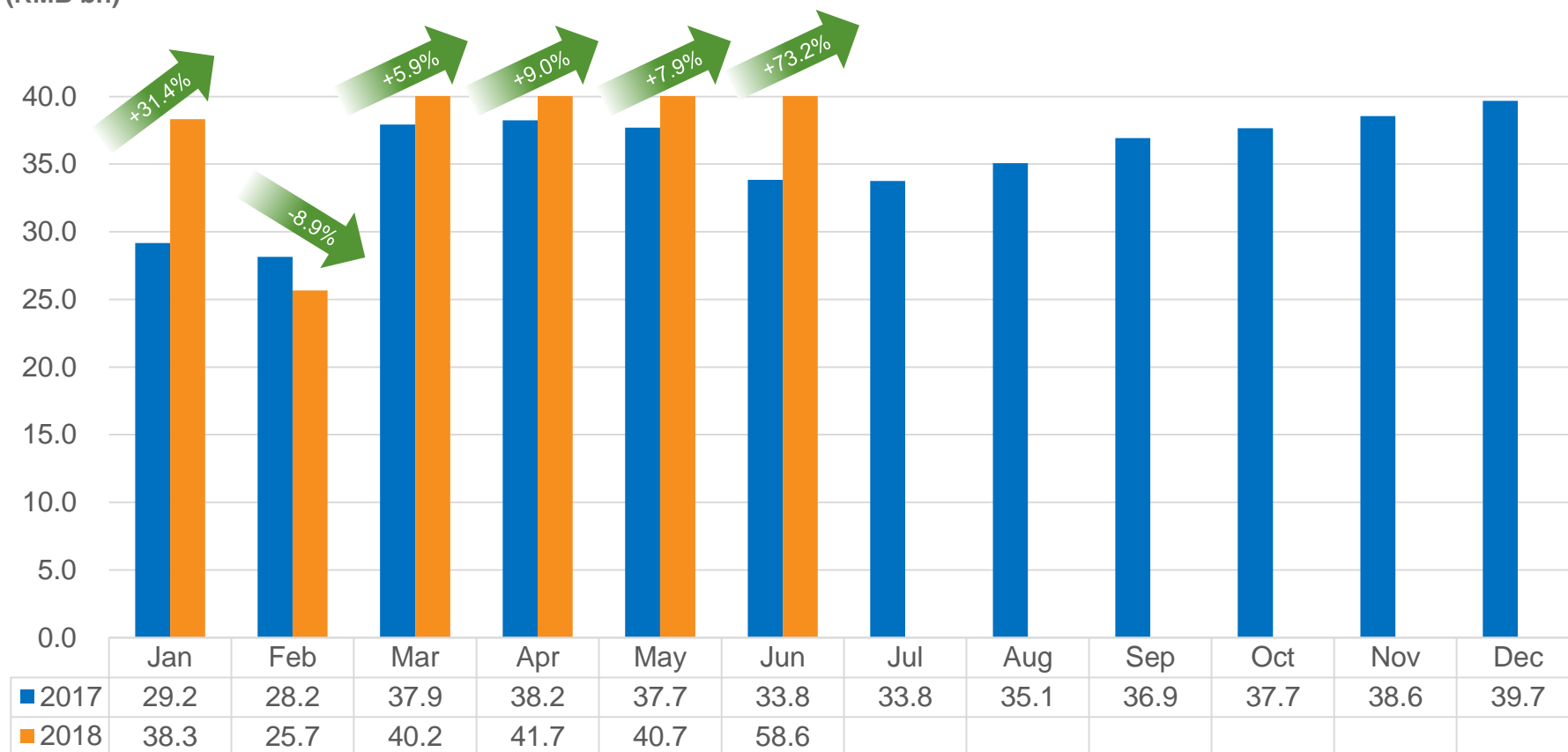
Total sales of China lottery in Jan – Jun 2018 increased by 19.6% YoY to RMB 245.198 billion.



China Lottery Sales Performance

2018 vs 2017 Monthly Lottery Sales

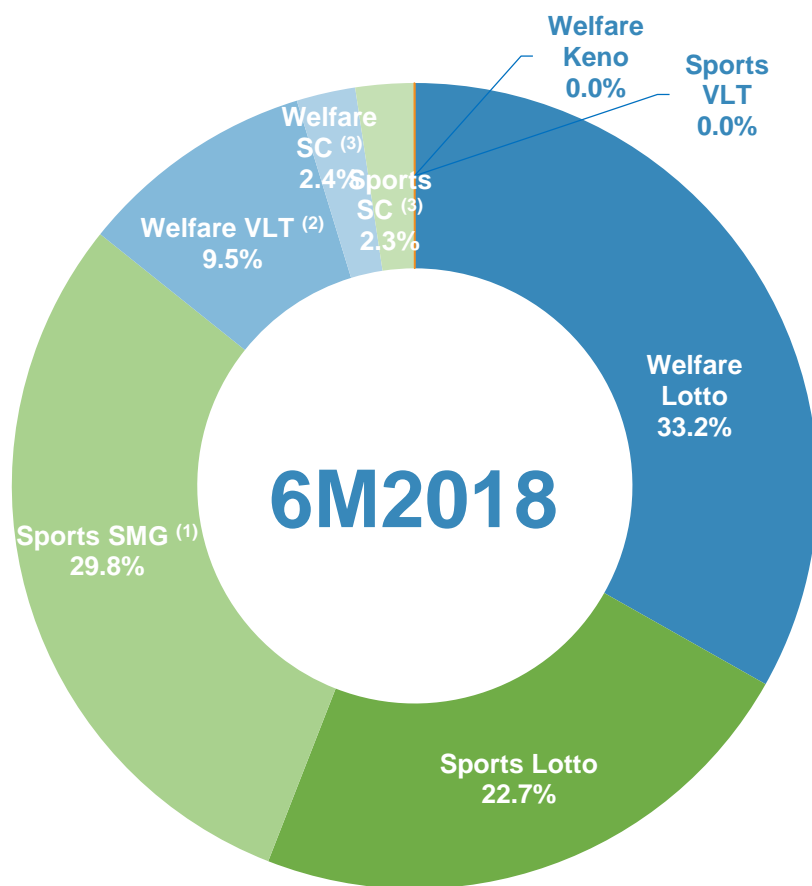
(RMB bn)



Source: Ministry of Finance

China Lottery Sales in Jan - Jun 2018

Welfare Lottery sales increased by 4.2% YoY to RMB 110.594 billion in Jan - Jun 2018, Sports Lottery sales increased by 36.1 YoY to RMB 134.604 billion in Jan - Jun 2018.



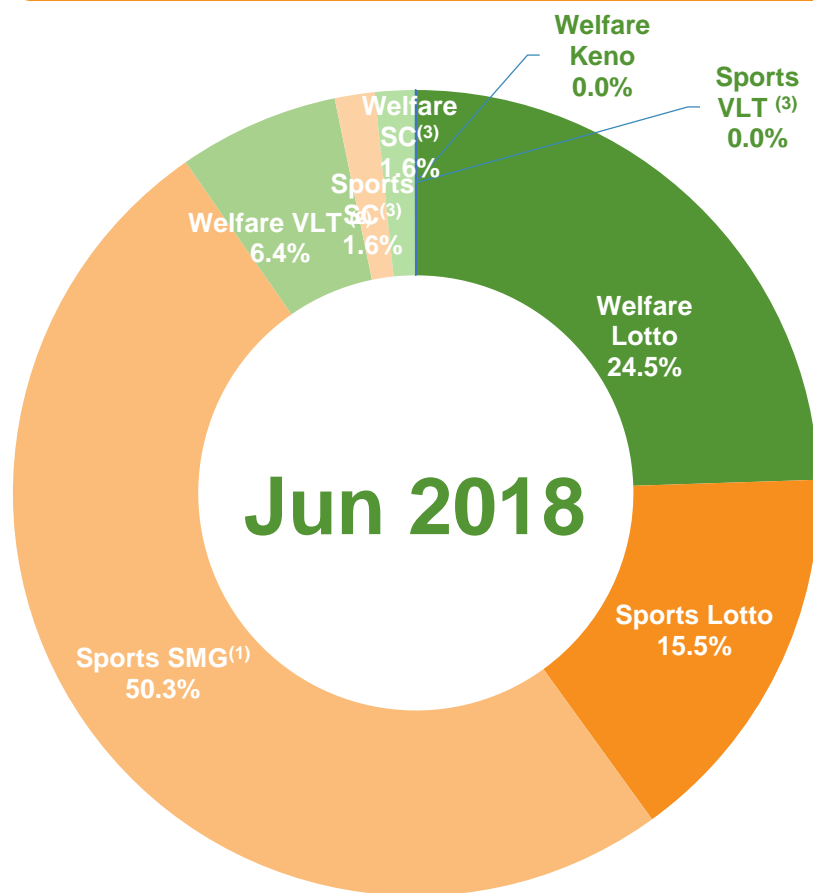
	6M2018 Sales (RMB bn)	YoY (%)	Percentage of Total Sales (%)
Welfare Lottery	110.594	4.2%	45.1%
▪Lotto	81.375	6.5%	33.2%
▪Welfare VLT	23.362	1.3%	9.5%
▪Scratch cards	5.795	-11.5%	2.4%
▪Keno	0.062	-33.3%	0.0%
Sports Lottery	134.604	36.1%	54.9%
▪Lotto	55.755	7.3%	22.7%
▪SMG	73.104	80.2%	29.8%
▪Scratch cards	5.738	-9.7%	2.3%
▪Sports VLT	0.006	8.3%	0.0%
Total Lottery	245.198	19.6%	100.0%

Source: Ministry of Finance

Note: (1) SMG: Single Match Games; (2) VLT: Video Lottery Terminals; (3) SC: Scratch Cards.

China Lottery Sales in Jun 2018

Welfare Lottery sales increased by 7.1% YoY to RMB 19.081 billion in Jun 2018, Sports Lottery sales increased by 146.9% YoY to RMB 39.548 billion in Jun 2018.



	Jun 2018 Sales (RMB bn)	YoY (%)	Percentage of Total Sales (%)
Welfare Lottery	19.081	7.1%	32.5%
▪ Lotto	14.352	10.1%	24.5%
▪ Welfare VLT	3.779	-0.1%	6.4%
▪ Scratch cards	0.940	-4.9%	1.6%
▪ Keno	0.010	-42.3%	0.0%
Sports Lottery	39.548	146.9%	67.5%
▪ Lotto	9.116	6.1%	15.5%
▪ SMG	29.486	364.7%	50.3%
▪ Scratch cards	0.945	-12.7%	1.6%
▪ Sports VLT	0.001	-16.3%	0.0%
Total Lottery	58.629	73.2%	100.0%

Source: Ministry of Finance

Note: ⁽¹⁾ SMG: Single Match Games; ⁽²⁾ VLT: Video Lottery Terminals; ⁽³⁾ SC: Scratch Cards.