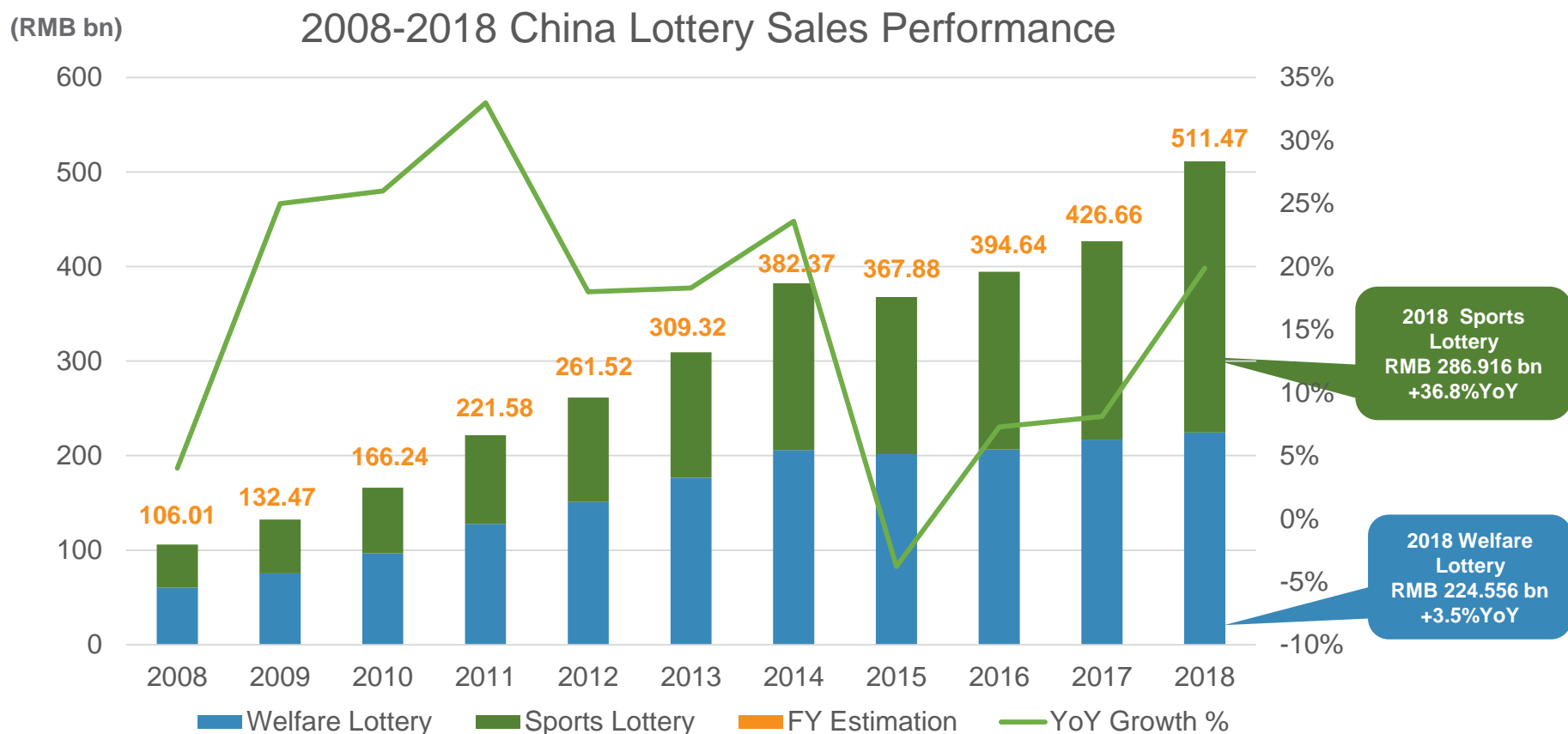


China Lottery Sales Performance

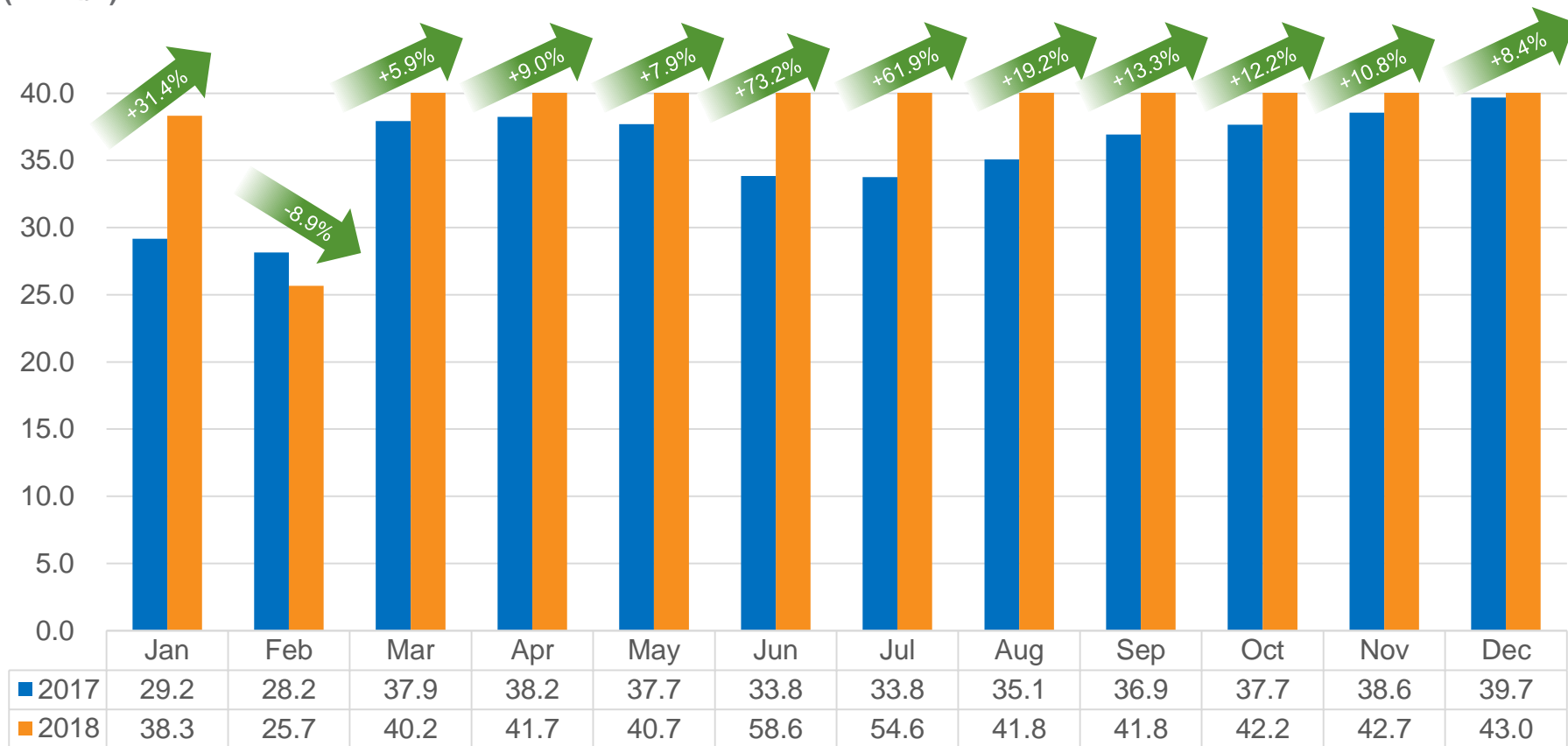
Total sales of China lottery in Jan – Dec 2018 increased by 19.9% YoY to RMB 511.472 billion.



China Lottery Sales Performance

2018 vs 2017 Monthly Lottery Sales

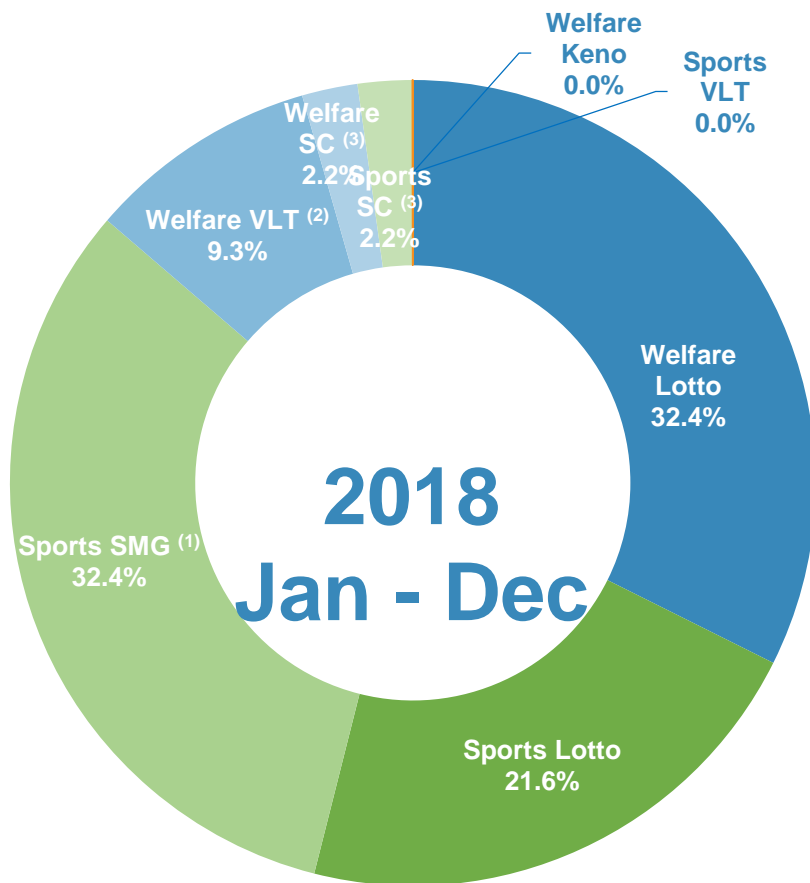
(RMB bn)



Source: Ministry of Finance

China Lottery Sales in Jan - Dec 2018

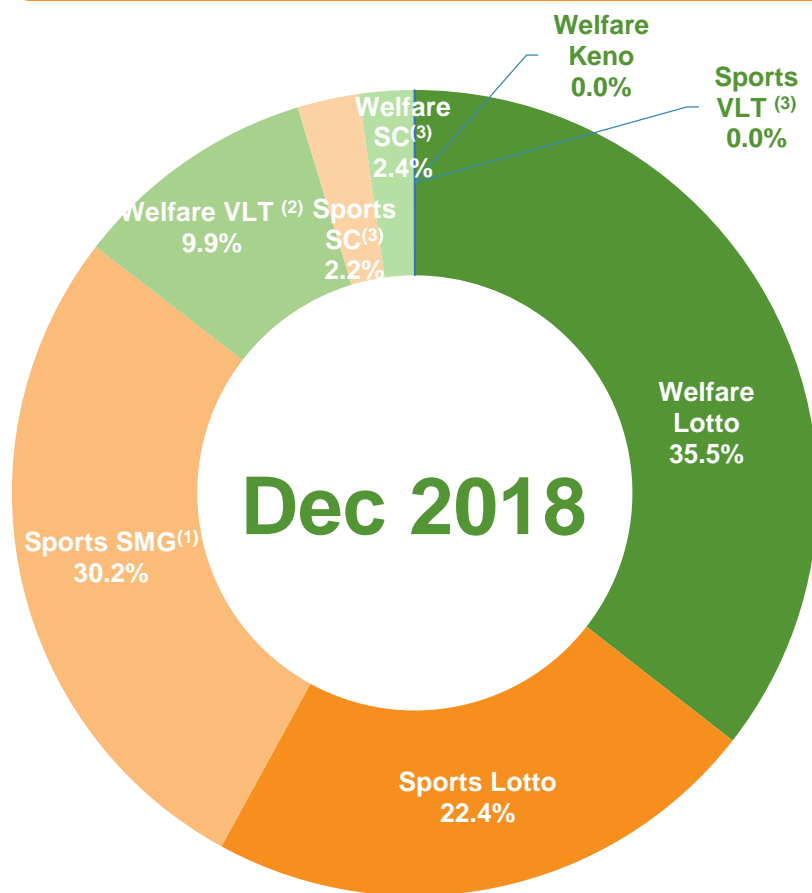
Welfare Lottery sales increased by 3.5% YoY to RMB 224.556 billion in Jan - Dec 2018, Sports Lottery sales increased by 36.8% YoY to RMB 286.916 billion in Jan - Dec 2018.



	2018 Sales (RMB bn)	YoY (%)	Percentage of Total Sales (%)
Welfare Lottery	224.556	3.5%	43.9%
▪ Lotto	165.565	4.8%	32.4%
▪ Welfare VLT	47.435	2.7%	9.3%
▪ Scratch cards	11.427	-9.6%	2.2%
▪ Keno	0.130	-28.9%	0.0%
Sports Lottery	286.916	36.8%	56.1%
▪ Lotto	110.304	5.2%	21.6%
▪ SMG	165.505	78.2%	32.4%
▪ Scratch cards	11.100	-7.3%	2.2%
▪ Sports VLT	0.073	-7.9%	0.0%
Total Lottery	511.472	19.9%	100.0%

China Lottery Sales in Dec 2018

Welfare Lottery sales decreased by 0.2% YoY to RMB 20.603 billion in Dec 2018, Sports Lottery sales increased by 17.8% YoY to RMB 22.421 billion in Dec 2018.



	Dec 2018 Sales (RMB bn)	YoY (%)	Percentage of Total Sales (%)
Welfare Lottery	20.603	-0.2%	47.9%
▪ Lotto	15.289	-0.8%	35.5%
▪ Welfare VLT	4.239	5.0%	9.9%
▪ Scratch cards	1.066	-10.6%	2.5%
▪ Keno	0.010	-25.0%	0.0%
Sports Lottery	22.421	17.8%	52.1%
▪ Lotto	9.651	0.4%	22.4%
▪ SMG	11.826	37.7%	27.5%
▪ Scratch cards	0.943	13.6%	2.2%
▪ Sports VLT	0.000	-10.2%	0.0%
Total Lottery	43.024	8.4%	100.0%

Source: Ministry of Finance

Note: ⁽¹⁾ SMG: Single Match Games; ⁽²⁾ VLT: Video Lottery Terminals; ⁽³⁾ SC: Scratch Cards.