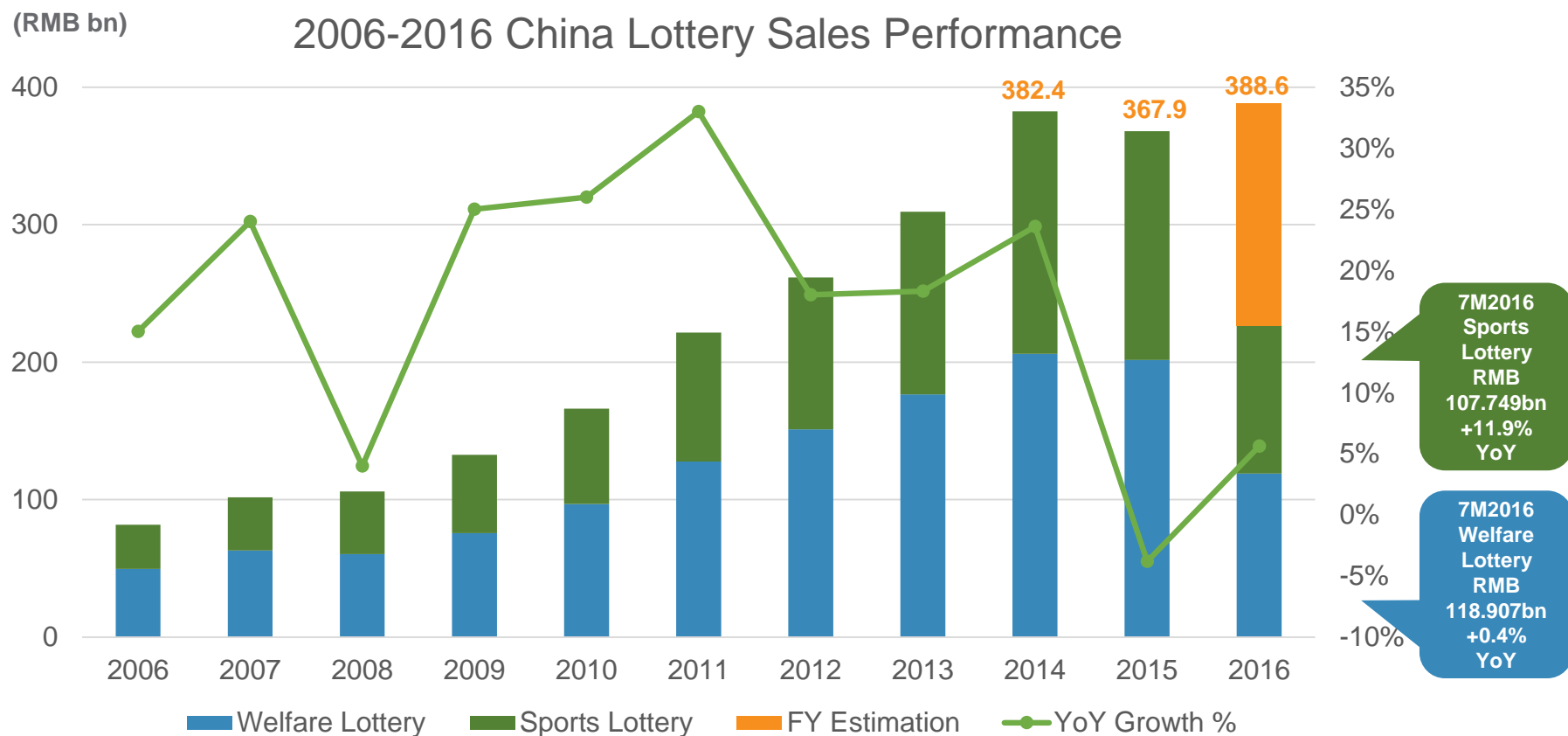


China Lottery Sales Performance

Total sales of China lottery from Jan - Jul 2016 increased by 5.6% YoY to RMB 226.655 billion.

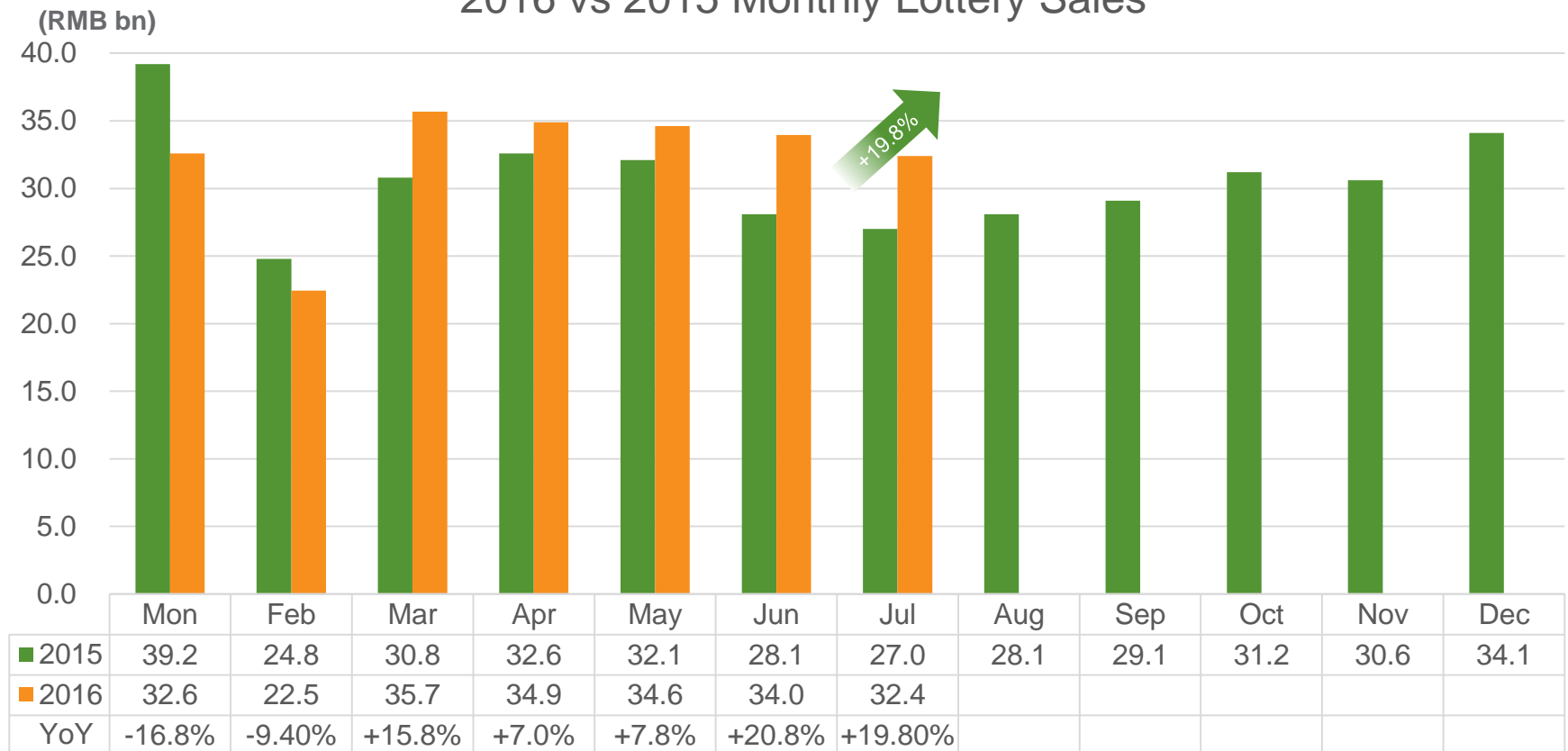
The total sales of China lottery in 2016 is expected to reach RMB 388.55 billion.



China Lottery Sales Performance

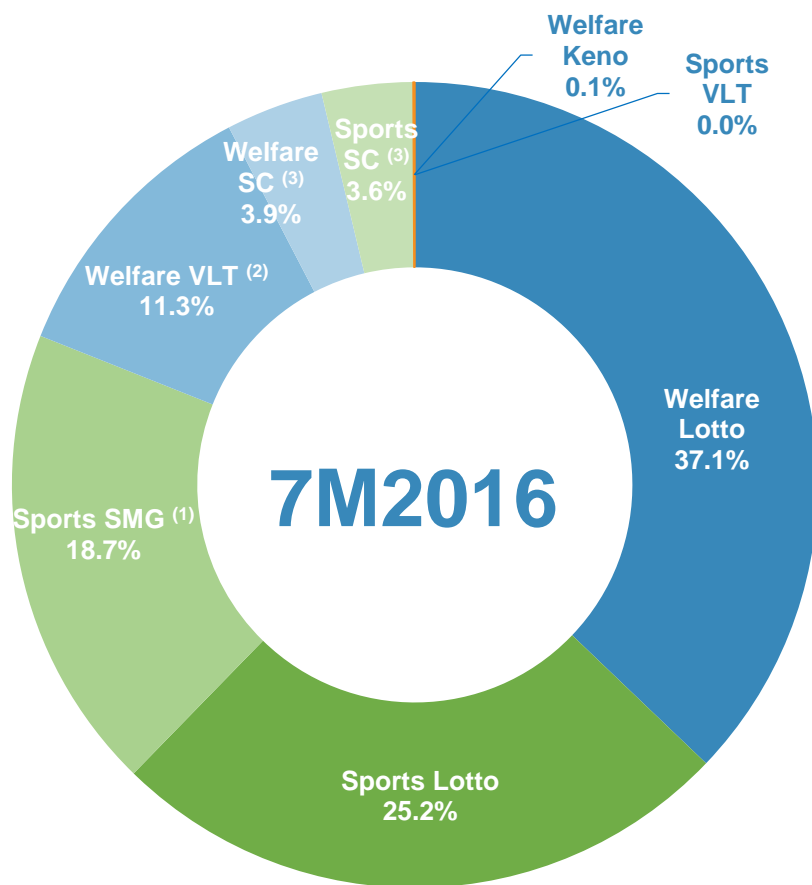
Total lottery sales in Jul 2016 increased by 19.8% YoY to RMB 32.403 billion

2016 vs 2015 Monthly Lottery Sales



China Lottery Sales in Jan - Jul 2016

Welfare Lottery sales increased by 0.4% YoY to RMB 118.907 billion in Jan - Jul 2016, Sports Lottery sales increased by 11.9% YoY to RMB 107.749 billion in Jan - Jul 2016.



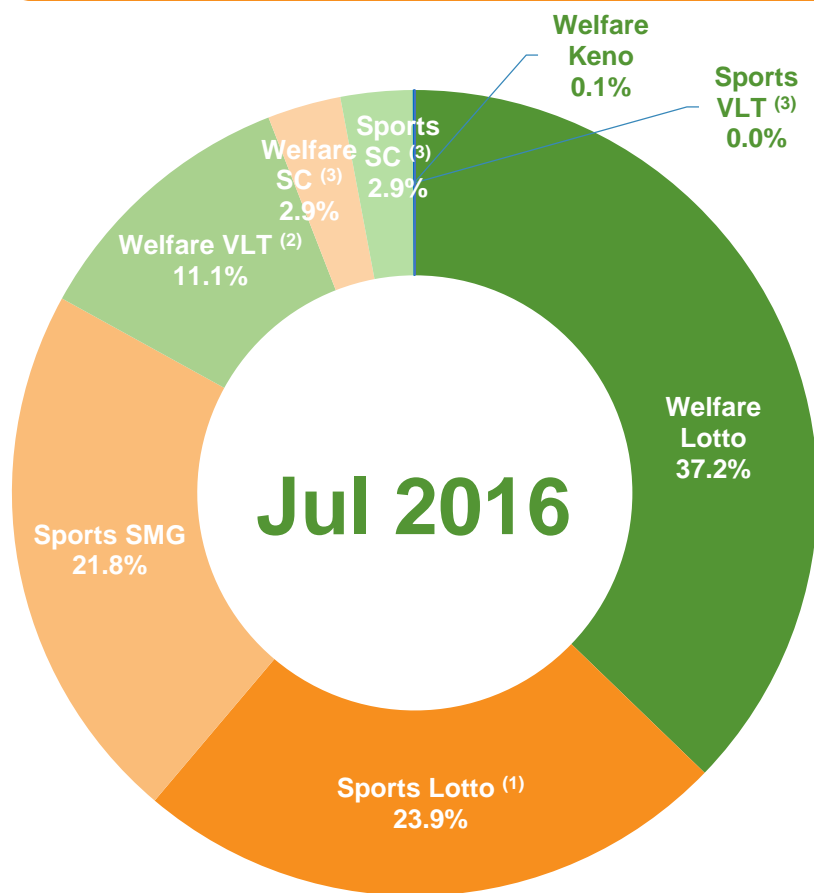
	7M2016 Sales (RMB bn)	YoY (%)	Percentage of Total Sales (%)
Welfare Lottery	118.907	+0.4%	52.5%
▪ Lotto	84.179	+0.2%	37.1%
▪ Welfare VLT	25.701	+4.2%	11.3%
▪ Scratch cards	8.861	-6.3%	3.9%
▪ Keno	0.166	-47.4%	0.1%
Sports Lottery	107.749	+11.9%	47.5%
▪ Lotto	57.016	+2.0%	25.2%
▪ SMG	42.460	+33.4%	18.7%
▪ Scratch cards	8.268	-3.3%	3.6%
▪ Sports VLT	0.0043	+15.2%	0.0%
Total Lottery	226.655	+5.6%	100.0%

Source: Ministry of Finance

Note: (1) SMG: Single Match Games; (2) VLT: Video Lottery Terminals; (3) SC: Scratch Cards.

China Lottery Sales in Jul 2016

Welfare Lottery sales increased by 6.7% YoY to RMB 16.622 billion in Jul 2016, Sports Lottery sales increased by 37.6% YoY to RMB 15.781 billion in Jul 2016.



	Jul 2016 Sales (RMB bn)	YoY (%)	Percentage of Total Sales (%)
Welfare Lottery	16.622	+6.7%	51.3%
▪ Lotto	12.061	+11.2%	37.2%
▪ Welfare VLT	3.587	+2.8%	11.1%
▪ Scratch cards	0.956	-21.1%	2.9%
▪ Keno	0.018	-32.0%	0.1%
Sports Lottery	15.781	+37.6%	48.7%
▪ Lotto	7.760	+6.7%	23.9%
▪ SMG	7.078	+124.7%	21.8%
▪ Scratch cards	0.942	-10.0%	2.9%
▪ Sports VLT	0.0006	-0.3%	0.0%
Total Lottery	32.403	+19.8%	100.0%

Source: Ministry of Finance

Note: (1) SMG: Single Match Games; (2) VLT: Video Lottery Terminals; (3) SC: Scratch Cards.