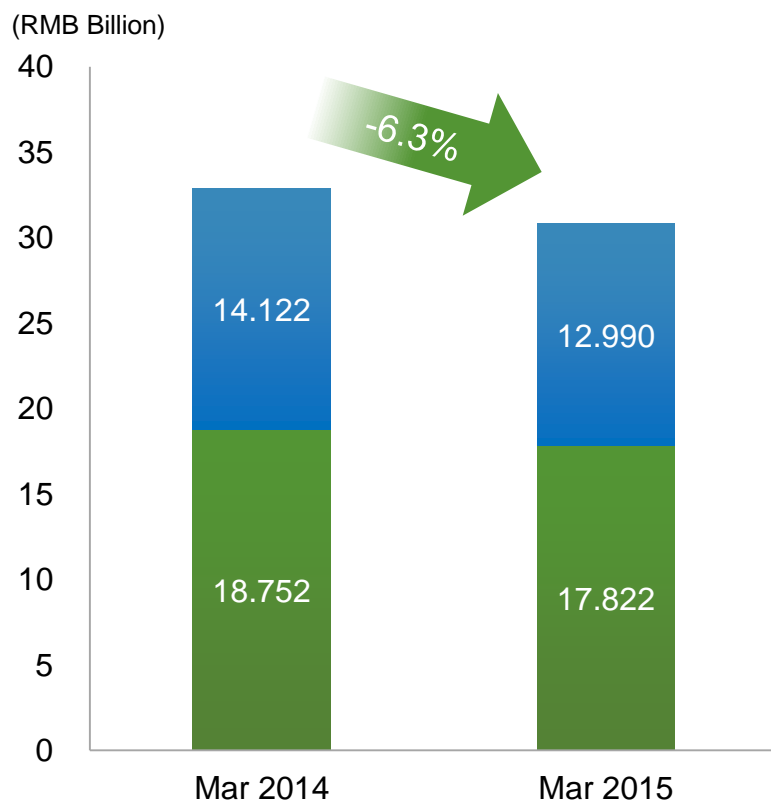


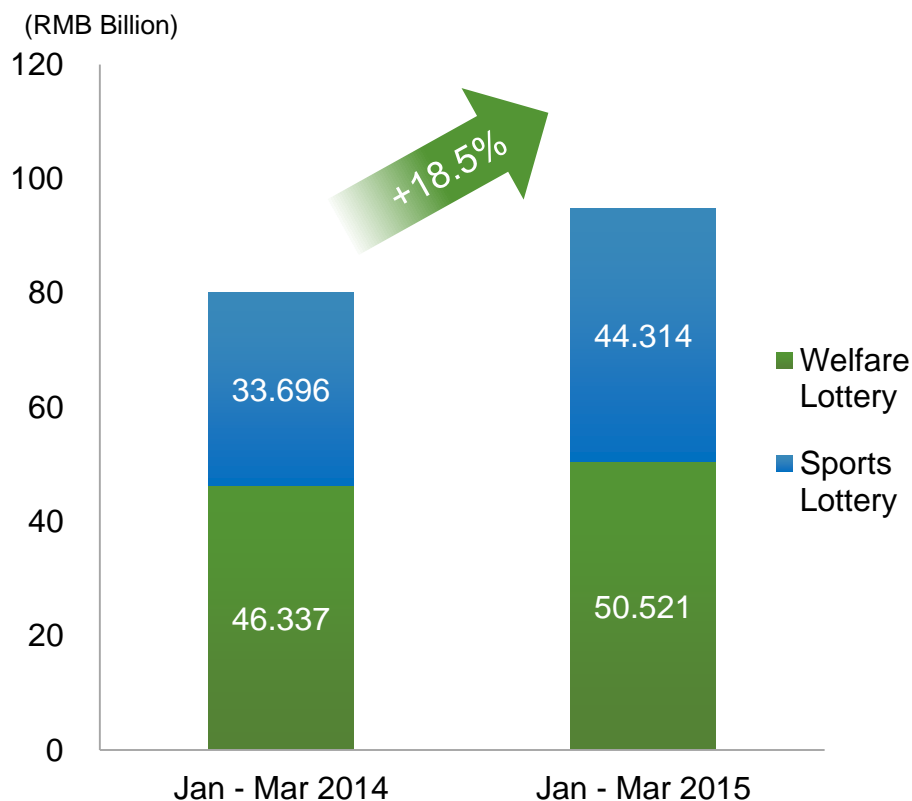
China Lottery Sales Performance

- Announced by the Ministry of Finance, total lottery sales in March 2015 decreased by 6.3% YoY to RMB 30.812 billion from RMB 32.874 billion for the same period last year.
- Total lottery sales from Jan - Mar 2015 increased by 18.5% YoY to RMB 94.835 billion, compared to RMB 80.034 billion for Jan - Mar 2014.

March 2015 Lottery Sales



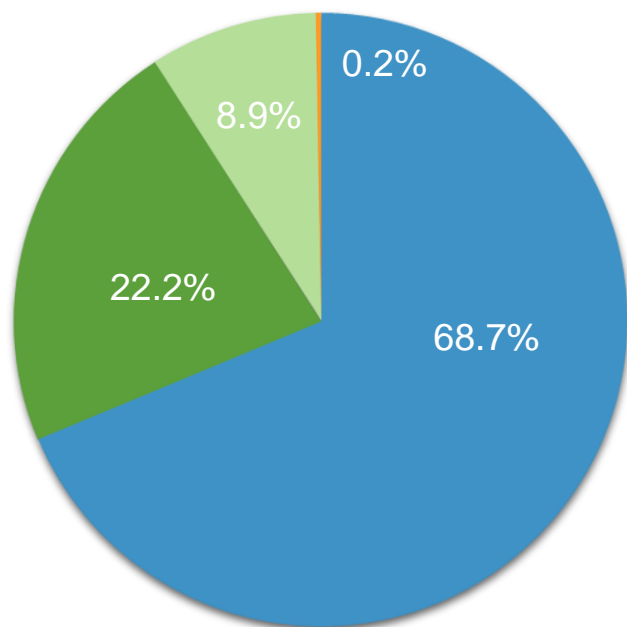
Jan - Mar 2015 Lottery Sales



Welfare Lottery Sales Performance

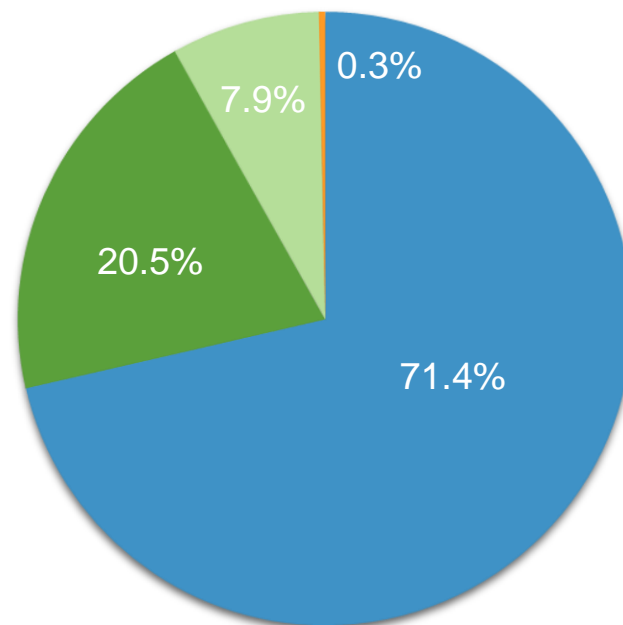
- Welfare Lottery sales decreased by 5.0% YoY to RMB 17.822 billion in March 2015, and accounted for 57.8% of total lottery sales. Lotto games, VLT, Instant Scratch Cards and Keno accounted for 68.7%, 22.2%, 8.9% and 0.2% of total welfare lottery sales, respectively.
- In Jan - Mar 2015, Welfare Lottery sales increased by 9.0% YoY to RMB 50.521 billion, and accounted for 53.3% of total lottery sales. Lotto games, VLT, Instant Scratch Cards and Keno accounted for 71.4%, 20.5%, 7.9% and 0.3% of total welfare lottery sales, respectively.

**March 2015 Welfare Lottery
Market Share by Type**



■ Welfare Lotto
 ■ Welfare VLT
■ Welfare Scratch Cards
 ■ Keno

**Jan – Mar 2015 Welfare Lottery
Market Share by Type**

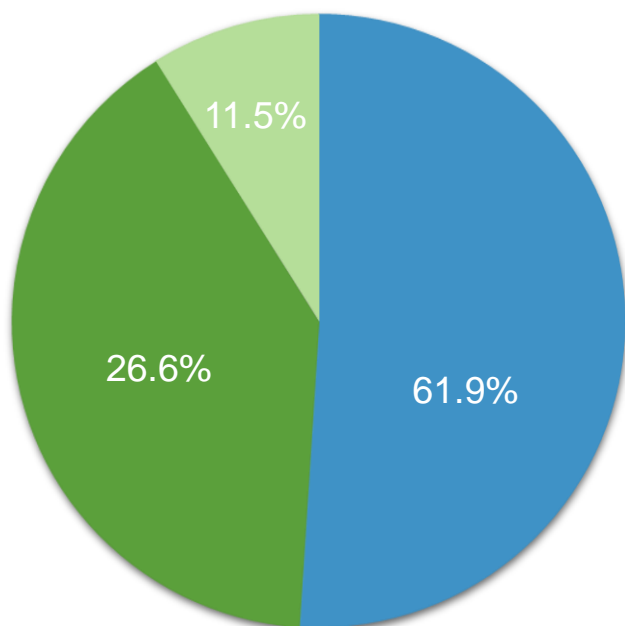


■ Welfare Lotto
 ■ Welfare VLT
■ Welfare Scratch Cards
 ■ Keno

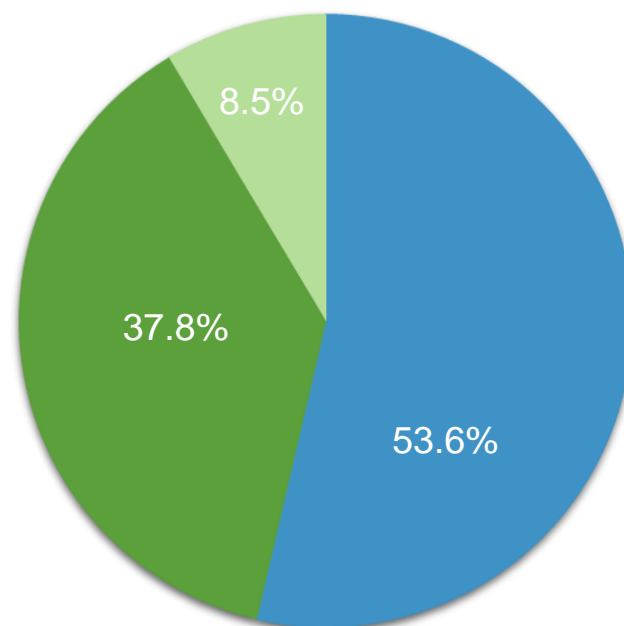
Sports Lottery Sales Performance

- Sports Lottery sales decreased by 8.0% YoY to RMB 12.990 billion in March 2015, and accounted for 42.2% of total lottery sales. Lotto games, Single Match Games, Instant Scratch Cards and Sports VLT accounted for 61.9%, 26.6%, 11.5% and 0.0% of total Sports Lottery sales, respectively.
- In Jan - Mar 2015, Sports Lottery sales increased by 31.5% YoY to RMB 44.314 billion, and accounted for 46.7% of total lottery sales. Lotto games, Single Match Games, Instant Scratch Cards and Sports VLT accounted for 53.6%, 37.8%, 8.5% and 0.0% of total Sports Lottery sales, respectively.

**March 2015 Sports Lottery
Market Share by Type***



**Jan – Mar 2015 Sports Lottery
Market Share by Type***



■ Sports Lotto ■ Sports SMG ■ Sports Scratch Cards

■ Sports Lotto ■ Sports SMG ■ Sports Scratch Cards

*Note: Sports VLT sales accounted for 0.0% of total Sports Lottery sales in March 2015 and January – March 2015.

Lottery Sales in March 2015 and Jan – Mar 2015

	March 2015 (RMB/Billion)	March 2014 (RMB/Billion)	Change (%)	Jan – Mar 2015 (RMB/Billion)	Jan – Mar 2014 (RMB/Billion)	Change (%)
Welfare Lottery	17.822	18.752	-5.0%	50.521	46.337	+9.0%
- Lotto	12.241	13.368	-8.4%	36.071	32.999	+9.3%
- Video Lottery Terminal	3.961	3.347	+18.3%	10.343	8.333	+24.1%
- Instant Scratch Card	1.580	1.961	-19.4%	3.966	4.816	-17.6%
- Keno	0.041	0.076	-46.5%	0.140	0.190	-26.3%
Sports Lottery	12.990	14.122	-8.0%	44.314	33.696	+31.5%
- Lotto	8.037	8.649	-7.1%	23.771	20.975	+13.3%
- Single Match Game	3.453	3.816	-9.5%	16.771	8.592	+95.2%
- Instant Scratch Card	1.500	1.658	-9.5%	3.772	4.129	-8.6%
- Video Lottery Terminal	0.0004	-	-	0.0008	-	-
Total	30.812	32.874	-6.3%	94.835	80.034	+18.5%