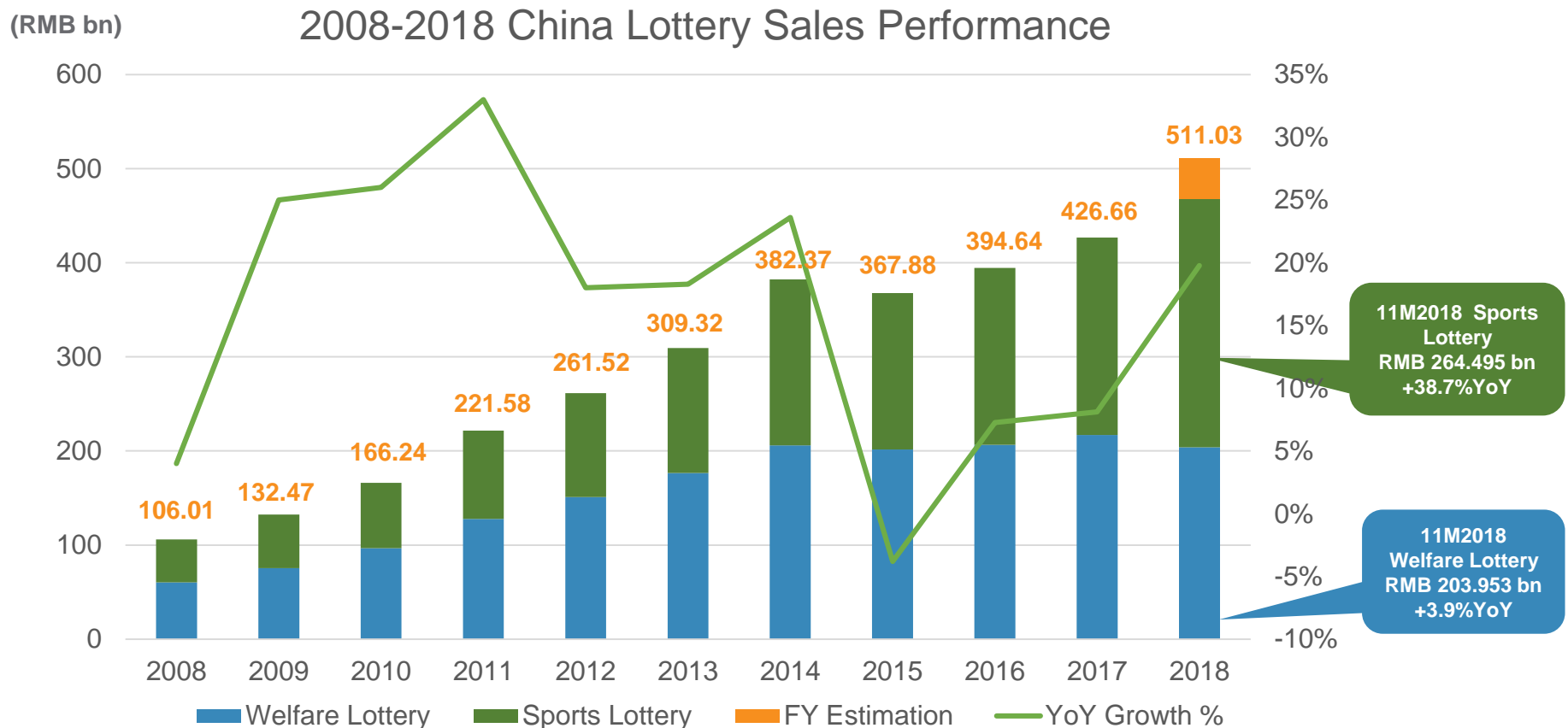


China Lottery Sales Performance

Total sales of China lottery in Jan – Nov 2018 increased by 21.0% YoY to RMB 468.447 billion.

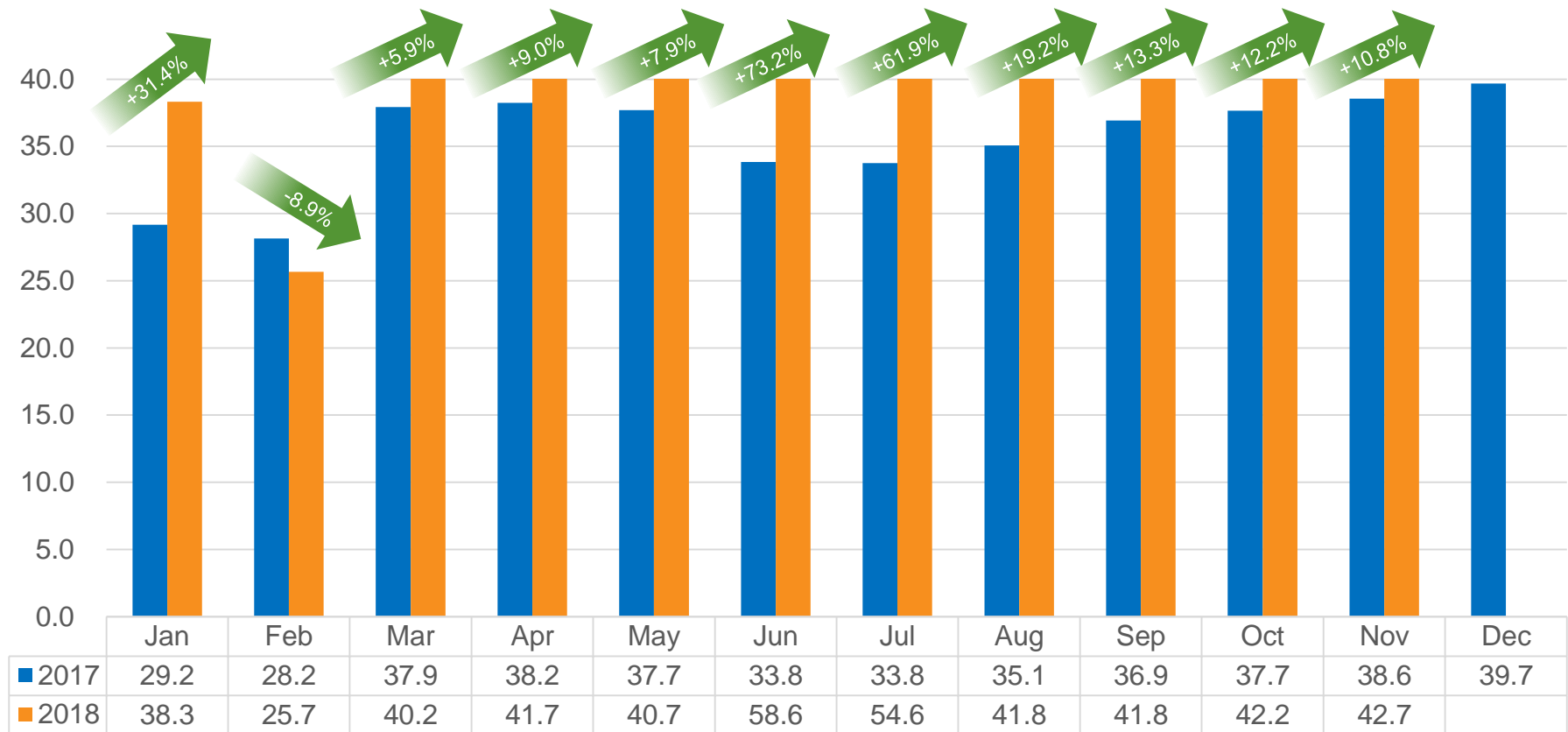


Source: Ministry of Finance (Exclude FY Estimation)

China Lottery Sales Performance

2018 vs 2017 Monthly Lottery Sales

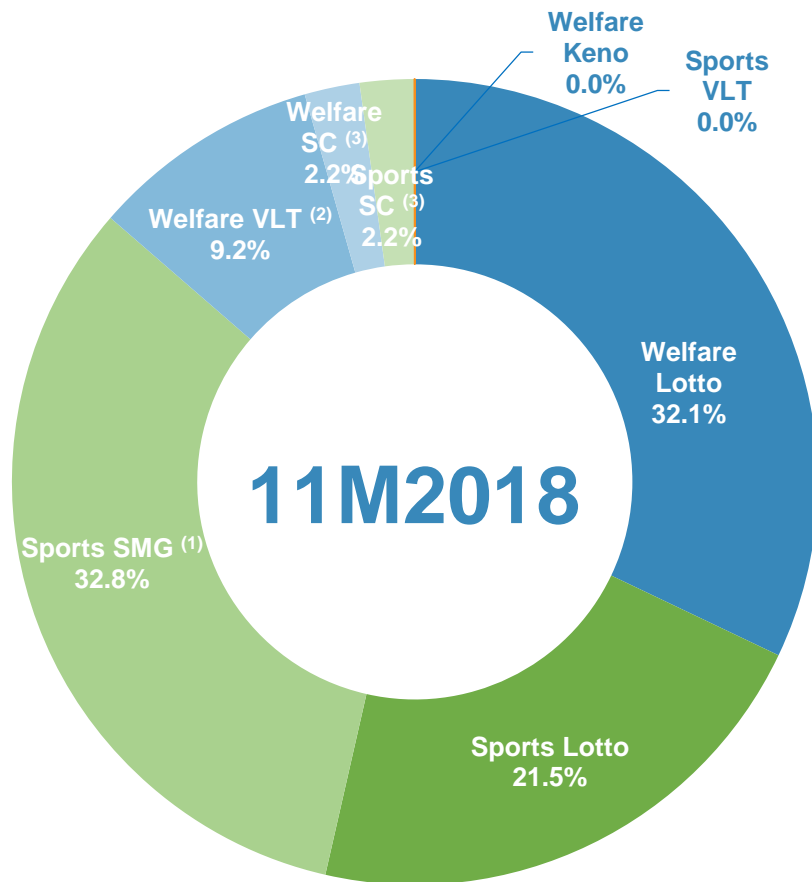
(RMB bn)



Source: Ministry of Finance

China Lottery Sales in Jan - Nov 2018

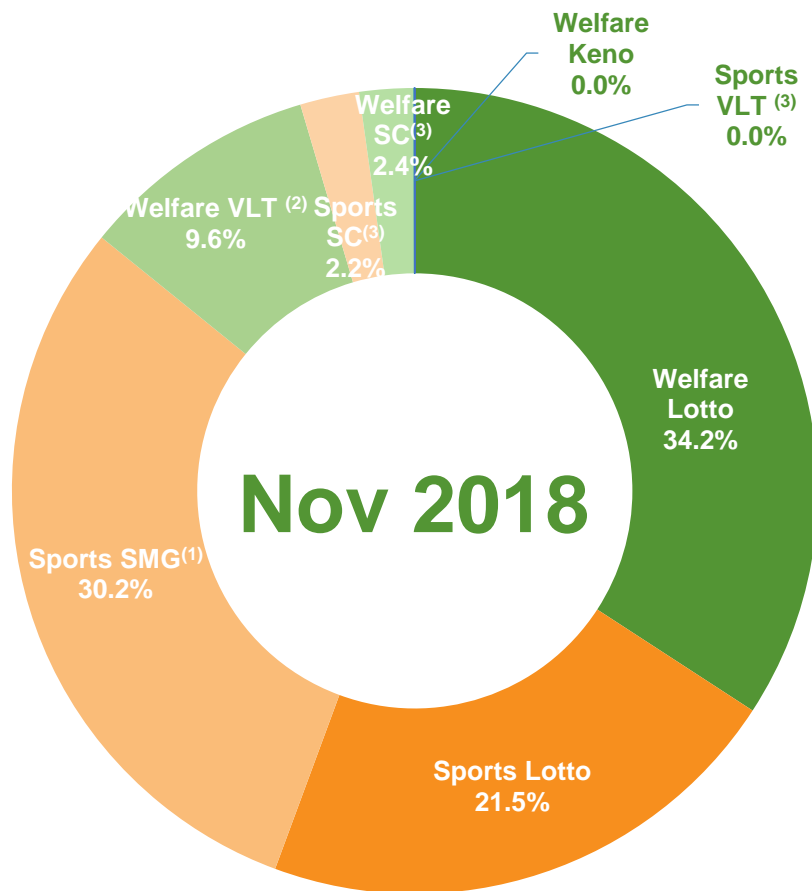
Welfare Lottery sales increased by 3.9% YoY to RMB 203.953 billion in Jan - Nov 2018, Sports Lottery sales increased by 38.7% YoY to RMB 264.495 billion in Jan - Nov 2018.



	11M2018 Sales (RMB bn)	YoY (%)	Percentage of Total Sales (%)
Welfare Lottery	203.953	3.9%	43.5%
▪Lotto	150.276	5.4%	32.1%
▪Welfare VLT	43.196	2.4%	9.2%
▪Scratch cards	10.361	-9.5%	2.2%
▪Keno	0.120	-29.2%	0.0%
Sports Lottery	264.495	38.7%	56.5%
▪Lotto	100.653	5.7%	21.5%
▪SMG	153.678	82.4%	32.8%
▪Scratch cards	10.156	-8.8%	2.2%
▪Sports VLT	0.007	-7.8%	0.0%
Total Lottery	468.447	21.0%	100.0%

China Lottery Sales in Nov 2018

Welfare Lottery sales increased by 1.6% YoY to RMB 19.718 billion in Nov 2018, Sports Lottery sales increased by 20.1% YoY to RMB 22.999 billion in Nov 2018.



	Nov 2018 Sales (RMB bn)	YoY (%)	Percentage of Total Sales (%)
Welfare Lottery	19.718	1.6%	46.2%
▪ Lotto	14.599	1.5%	34.2%
▪ Welfare VLT	4.095	3.5%	9.6%
▪ Scratch cards	1.013	-4.0%	2.4%
▪ Keno	0.011	-9.4%	0.0%
Sports Lottery	22.999	20.1%	53.8%
▪ Lotto	9.167	-0.4%	21.5%
▪ SMG	12.897	42.4%	30.2%
▪ Scratch cards	0.934	4.8%	2.2%
▪ Sports VLT	0.001	-0.8%	0.0%
Total Lottery	42.717	10.8%	100.0%