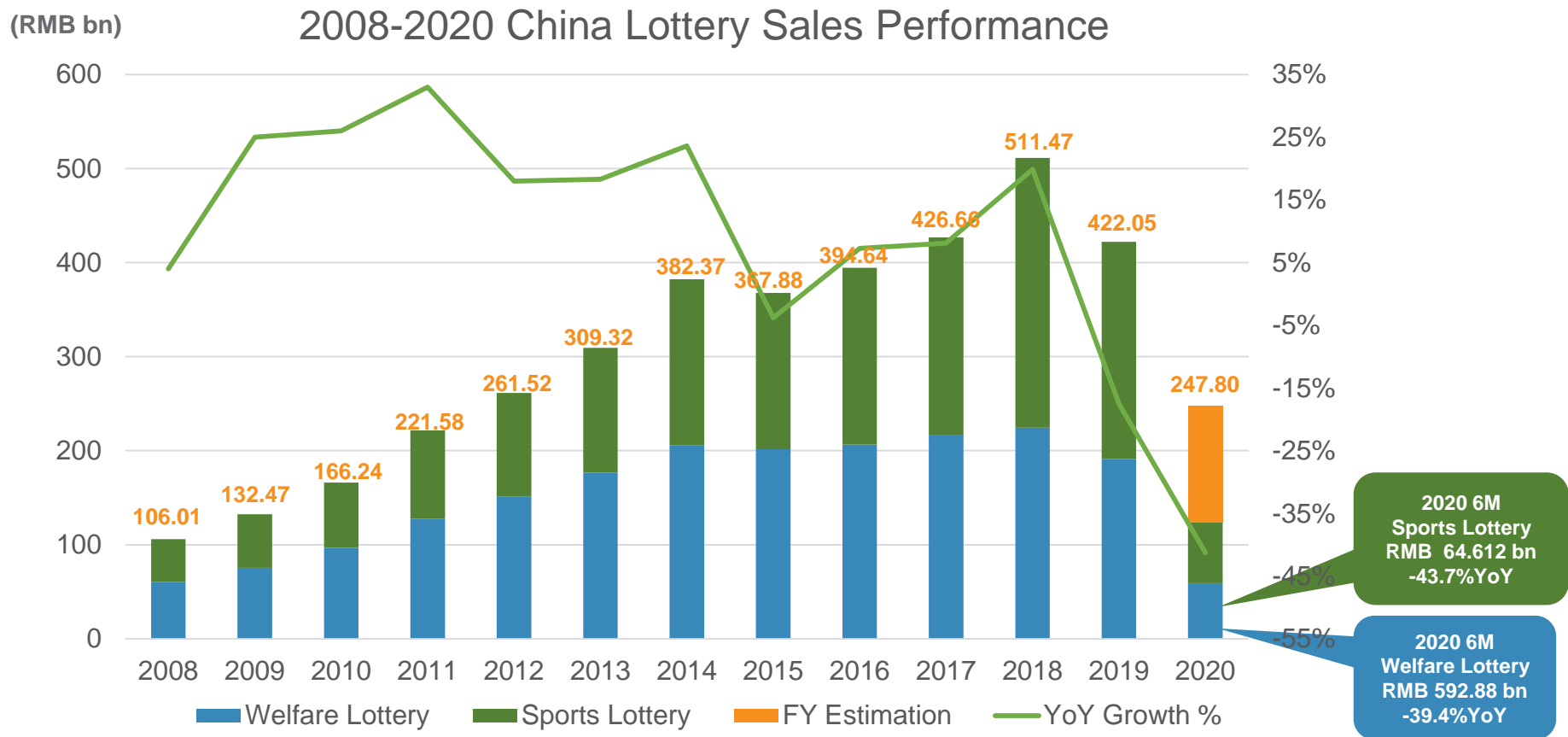


China Lottery Sales Performance

Total sales of China lottery in Jun 2020 decreased by 3.4% YoY to RMB 33.57billion.

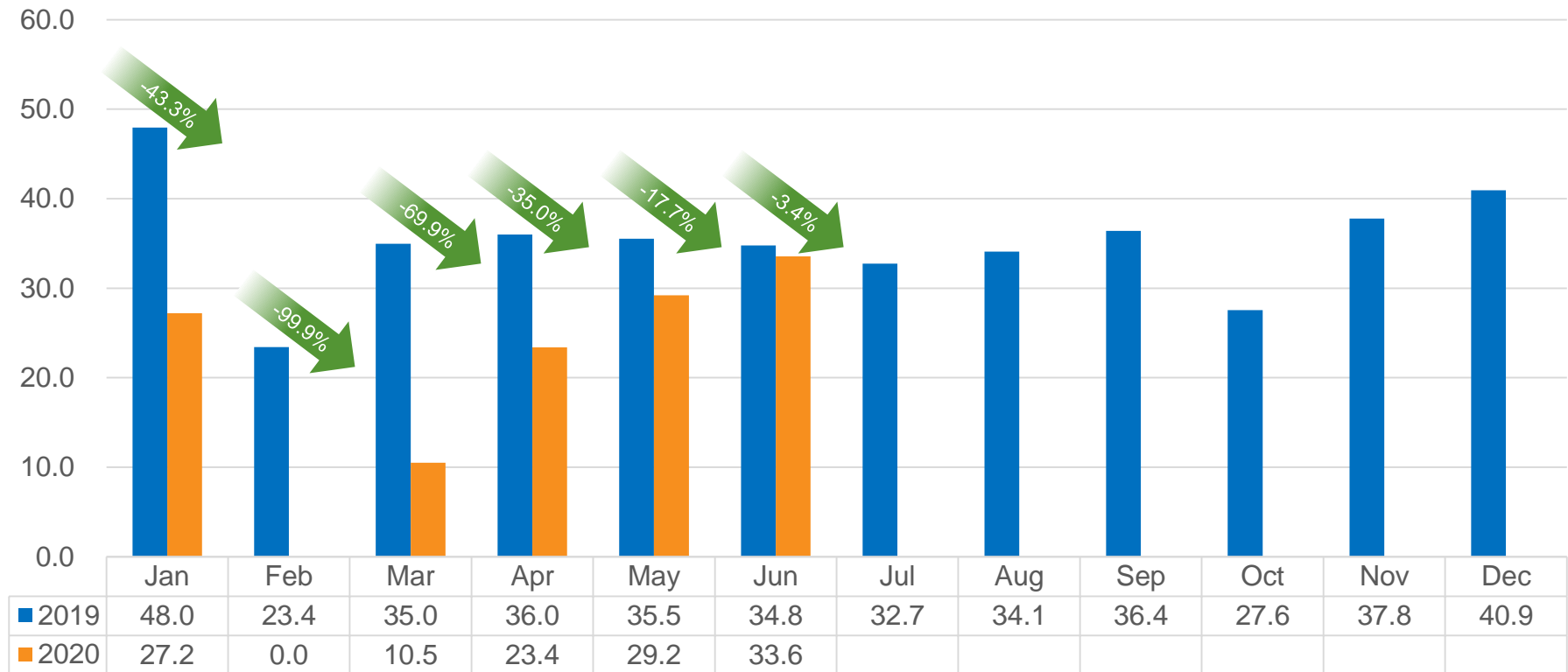


Source: Ministry of Finance (Exclude FY Estimation)

China Lottery Sales Performance

2020 vs 2019 Monthly Lottery Sales

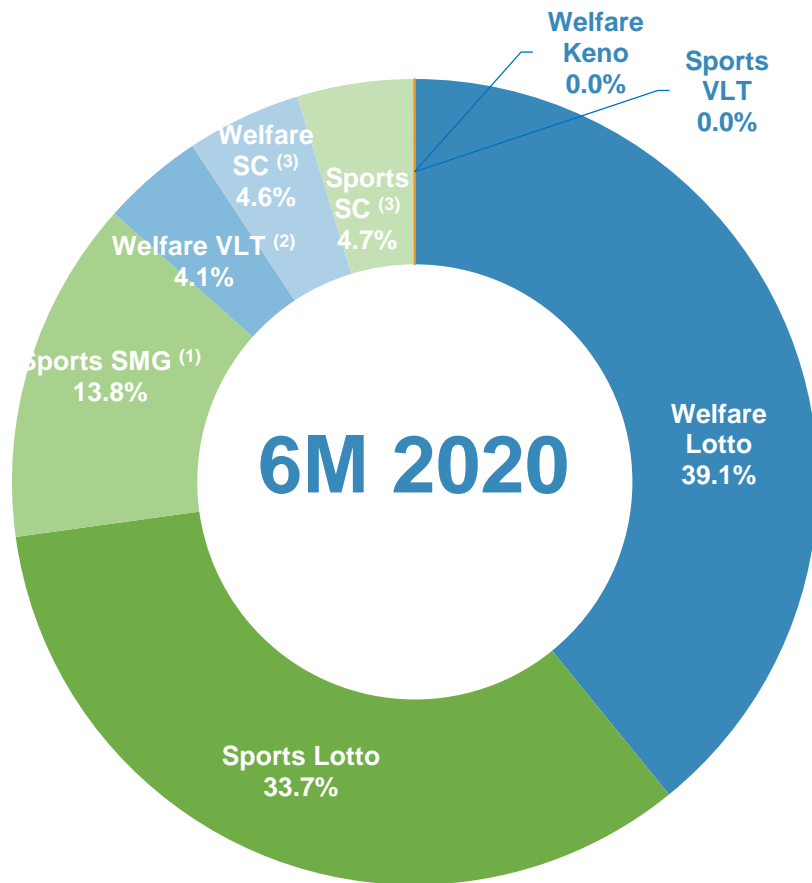
(RMB bn)



Source: Ministry of Finance

China Lottery Sales in Jan - Jun 2020

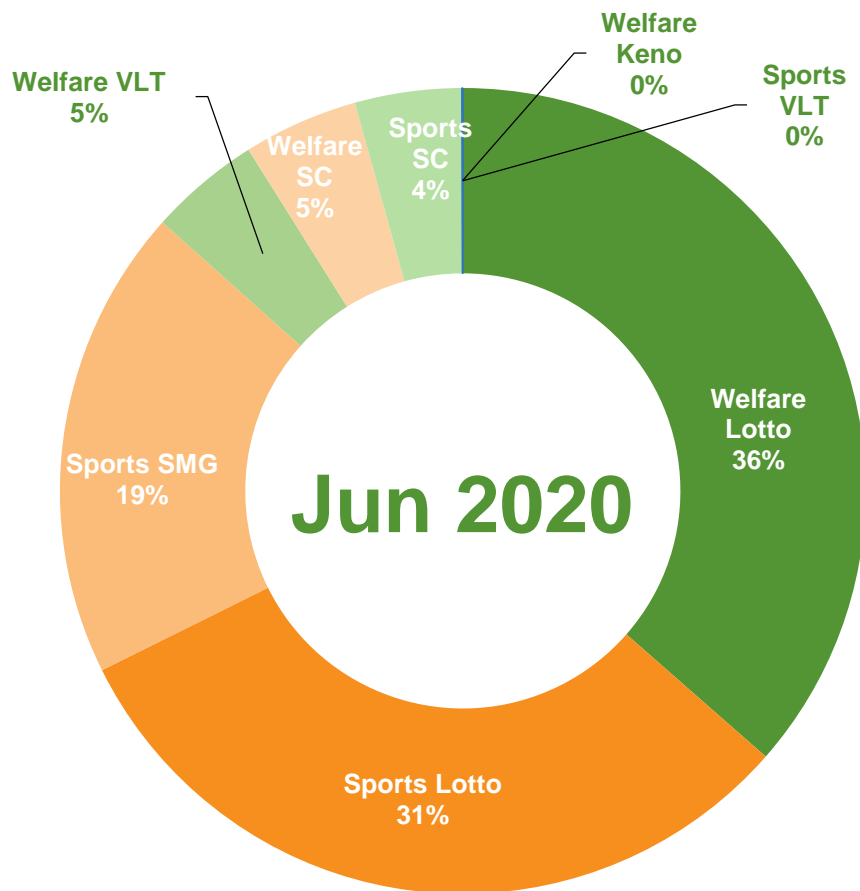
Welfare Lottery sales decreased by 39.4% YoY to RMB 59.288 billion in Jan - Jun 2020, Sports Lottery sales decreased by 43.7% YoY to RMB 50.227 billion in Jan - Jun 2020.



	6M 2020 Sales (RMB bn)	YoY (%)	Percentage of Total Sales (%)
Welfare Lottery	59.288	-39.4%	47.9%
▪ Lotto	48.488	-25.9%	39.1%
▪ Welfare VLT	5.064	-79.9%	4.1%
▪ Scratch cards	5.698	-19.0%	4.6%
▪ Keno	0.038	-51.1%	0.0%
Sports Lottery	64.612	-43.7%	52.1%
▪ Lotto	41.735	-8.8%	33.7%
▪ SMG	17.082	-72.6%	13.8%
▪ Scratch cards	5.794	-14.5%	4.7%
▪ Sports VLT	0.001	-27.7%	0.0%
Total Lottery	123.900	-41.7%	100.0%

China Lottery Sales in Jun 2020

Welfare Lottery sales decreased by 3.9% YoY to RMB 15.298 billion in Jun 2020, Sports Lottery sales decreased by 3.1% YoY to RMB 18.273 billion in Jun 2020.



	Jun 2020 Sales (RMB bn)	YoY (%)	Percentage of Total Sales (%)
Welfare Lottery	15.298	-3.9%	45.6%
▪Lotto	12.240	14.4%	36.5%
▪Welfare VLT	1.498	-63.5%	4.5%
▪Scratch cards	1.547	40.5%	4.6%
▪Keno	0.013	-1.9%	0.0%
Sports Lottery	18.273	-3.1%	54.4%
▪Lotto	10.475	30.4%	31.2%
▪SMG	6.361	-33.9%	18.9%
▪Scratch cards	1.437	20.6%	4.3%
▪Sports VLT	0.001	113.5%	0.0%
Total Lottery	33.570	-3.4%	100.0%

Source: Ministry of Finance

Note: (1) SMG: Single Match Games; (2) VLT: Video Lottery Terminals; (3) SC: Scratch Cards.