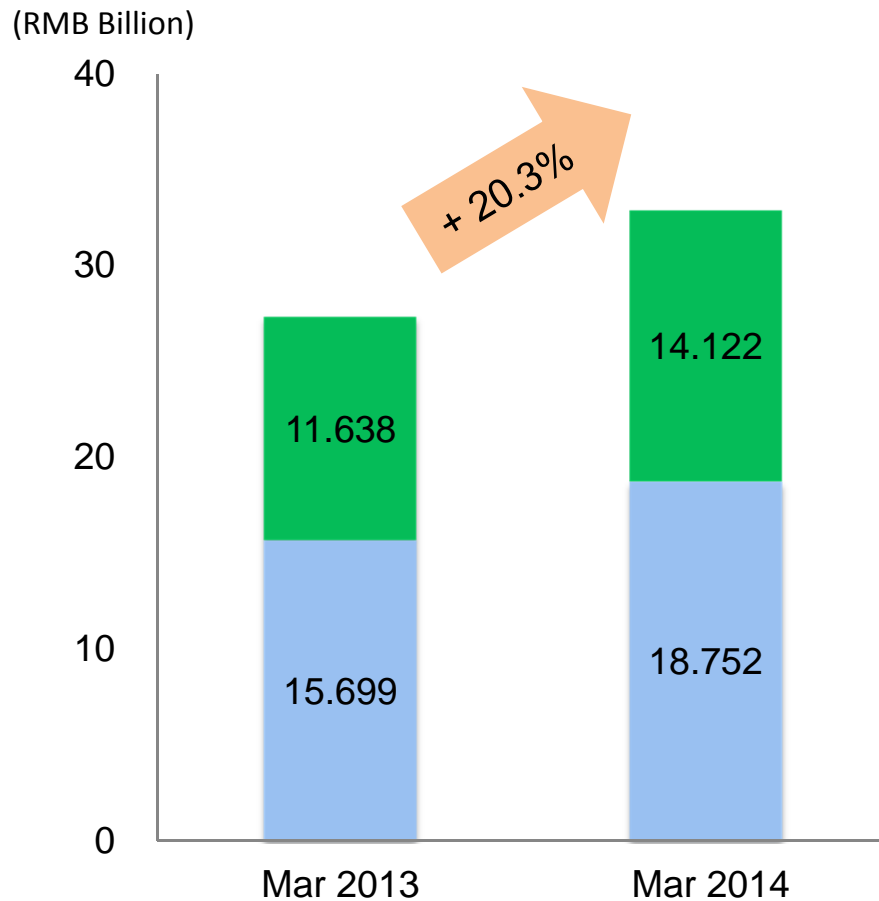


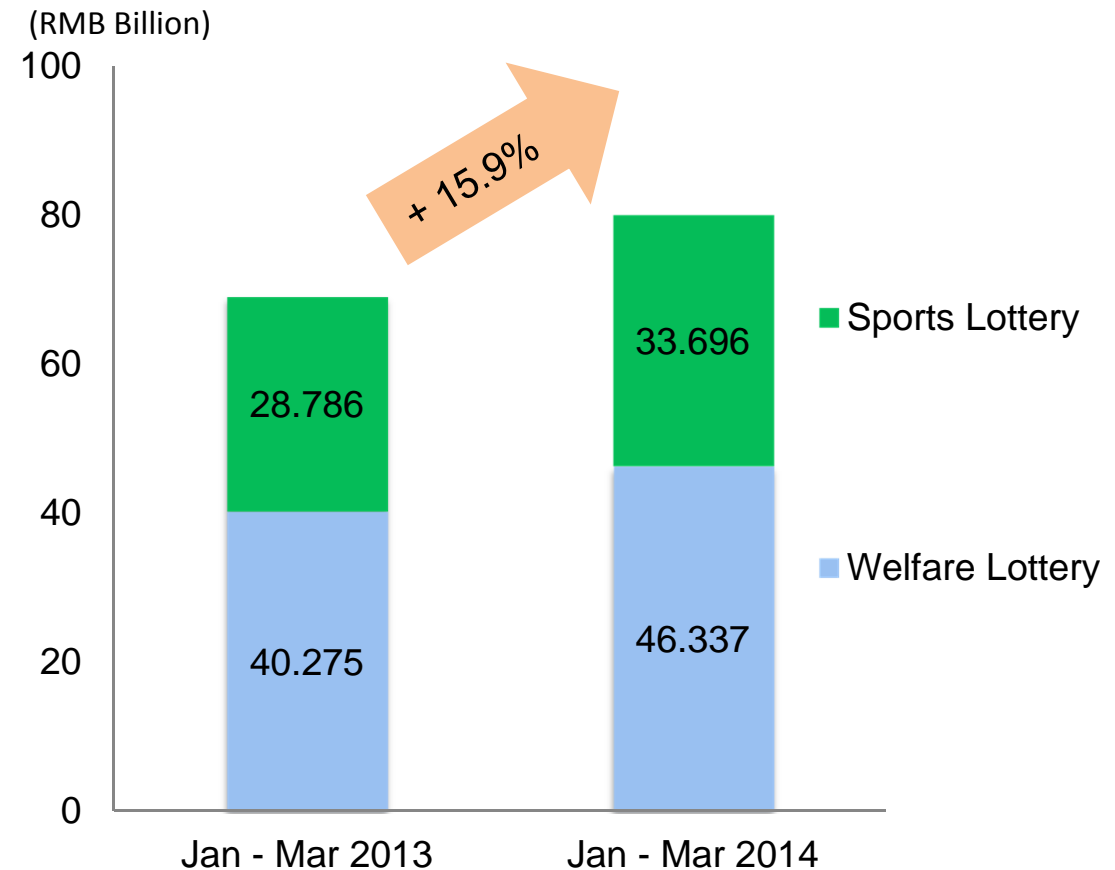
China Lottery Sales Performance

- ✓ Announced by the Ministry of Finance, total lottery sales in March of 2014 increased by 20.3% YoY to RMB 32.874 billion from RMB 27.337 billion for the same period last year.
- ✓ Total lottery sales for the first three months of 2014 increased by 15.9% YoY to RMB 80.034 billion, compared to RMB 69.061 billion for the same period last year.

March 2014 Lottery Sales



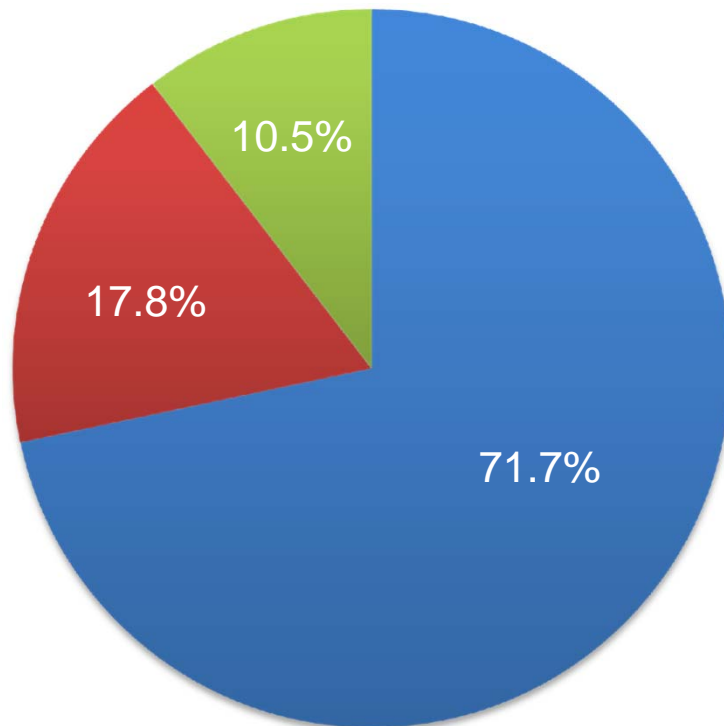
Jan – Mar 2014 Lottery Sales



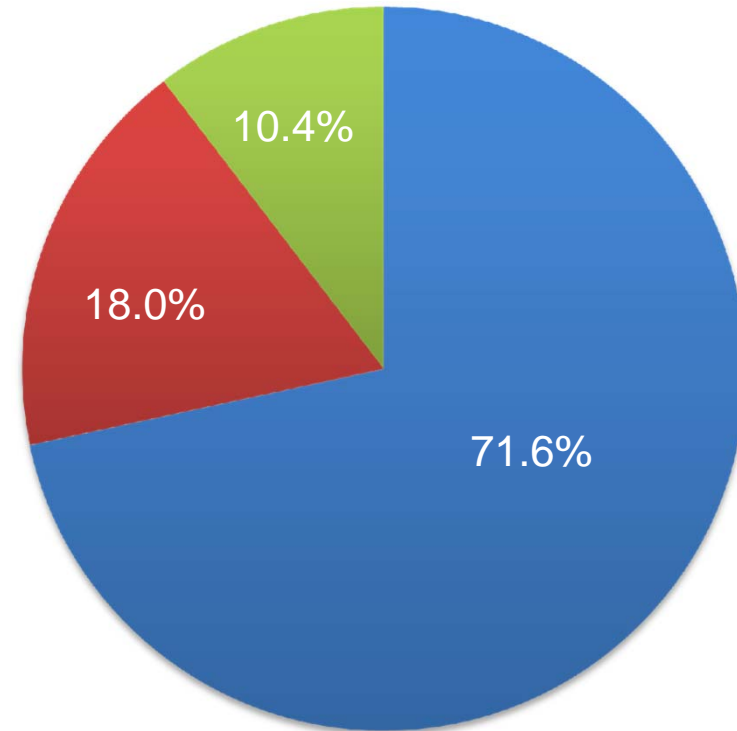
Welfare Lottery Sales Performance

- ✓ Welfare Lottery sales increased by 19.4% YoY to RMB 18.752 billion in March 2014, accounted for 57.04% of total lottery sales. Lotto games, VLT and Instant Scratch Cards accounted for 71.69%, 17.85% and 10.46% of total welfare lottery sales, respectively.
- ✓ In the first three months of 2014, Welfare Lottery sales increased by 15.1% YoY to RMB 46.337 billion, accounted for 57.90% of total lottery sales. Lotto games, VLT and Instant Scratch Cards accounted for 71.62%, 17.98% and 10.39% of total welfare lottery sales, respectively.

March 2014 Welfare Lottery Market Share by Type



Jan – Mar 2014 Welfare Lottery Market Share by Type



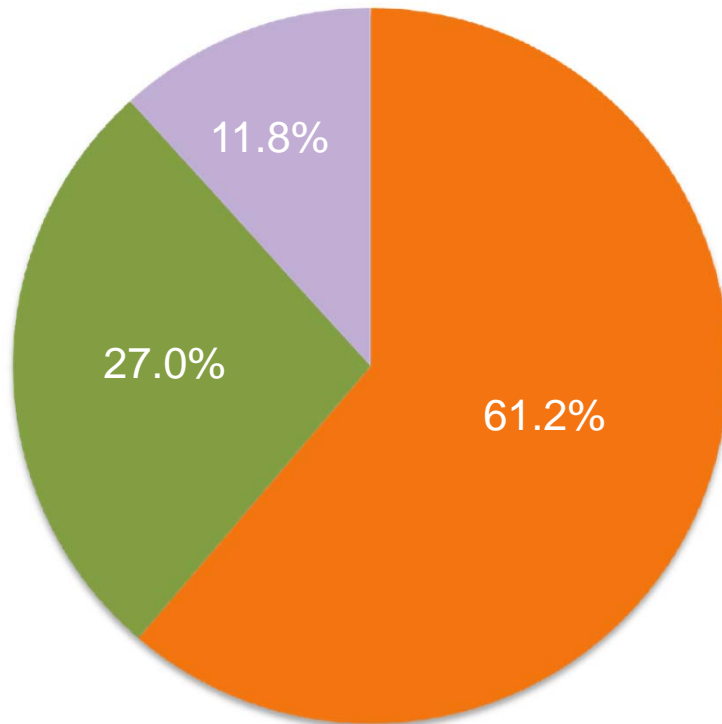
■ Welfare Lotto ■ Welfare VLT ■ Welfare Scratch Cards

■ Welfare Lotto ■ Welfare VLT ■ Welfare Scratch Cards

Sports Lottery Sales Performance

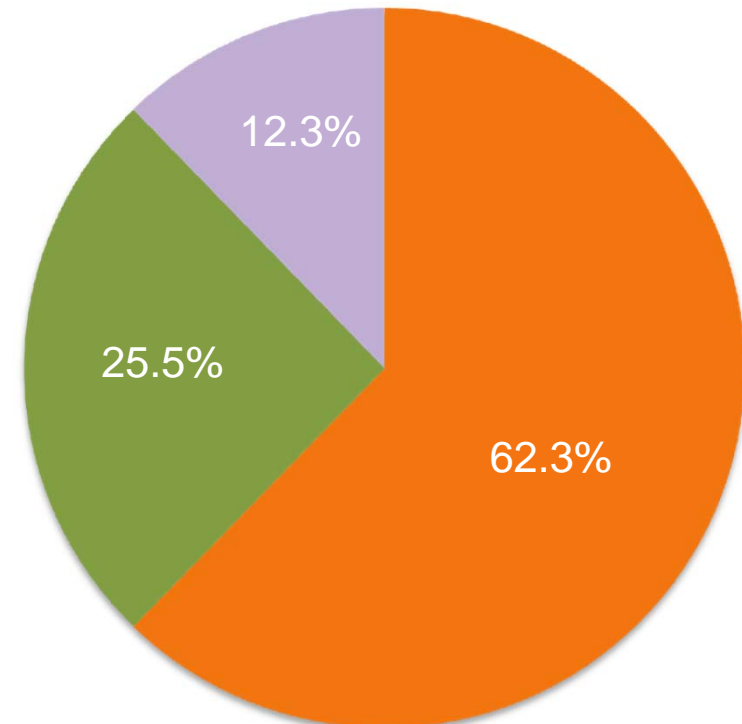
- ✓ Sports Lottery sales increased by 21.3% YoY to RMB 14.122 billion in March 2014, accounted for 42.96% of total lottery sales. Lotto games, Single Match Game and Instant Scratch Cards accounted for 61.24%, 27.02% and 11.74% of total Sports Lottery sales, respectively.
- ✓ In the first three months of 2014, Sports Lottery sales increased by 17.1% YoY to RMB 33.696 billion, accounted for 42.10% of total lottery sales. Lotto games, Single Match Game and Instant Scratch Cards accounted for 62.25%, 25.50% and 12.25% of total Sports Lottery sales, respectively.

March 2014 Sports Lottery Market Share by Type



■ Sports Lotto ■ Sports SMG ■ Sports Scratch Cards

Jan – Mar 2014 Sports Lottery Market Share by Type



■ Sports Lotto ■ Sports SMG ■ Sports Scratch Cards

Lottery Sales in March and First Three Months of 2014

	March 2014 (RMB/Billion)	March 2013 (RMB/Billion)	Change (%)	Jan – Mar 2014 (RMB/Billion)	Jan – Mar 2013 (RMB/Billion)	Change (%)
Welfare Lottery	18.752	15.699	+19.4	46.337	40.275	+15.1
- Lotto	13.444	11.301	+19.0	33.188	29.469	+12.6
- Video Lottery Terminal	3.347	2.555	+31.0	8.333	6.644	+25.4
- Instant Scratch Card	1.961	1.843	+6.4	4.816	4.162	+15.7
Sports Lottery	14.122	11.638	+21.3	33.696	28.786	+17.1
- Lotto	8.649	7.012	+23.3	20.975	18.226	+15.1
- Single Match Game	3.816	2.945	+29.6	8.592	6.659	+29.0
- Instant Scratch Card	1.658	1.681	-1.4	4.129	3.900	+5.9
Total	32.874	27.337	+20.3	80.034	69.061	+15.9