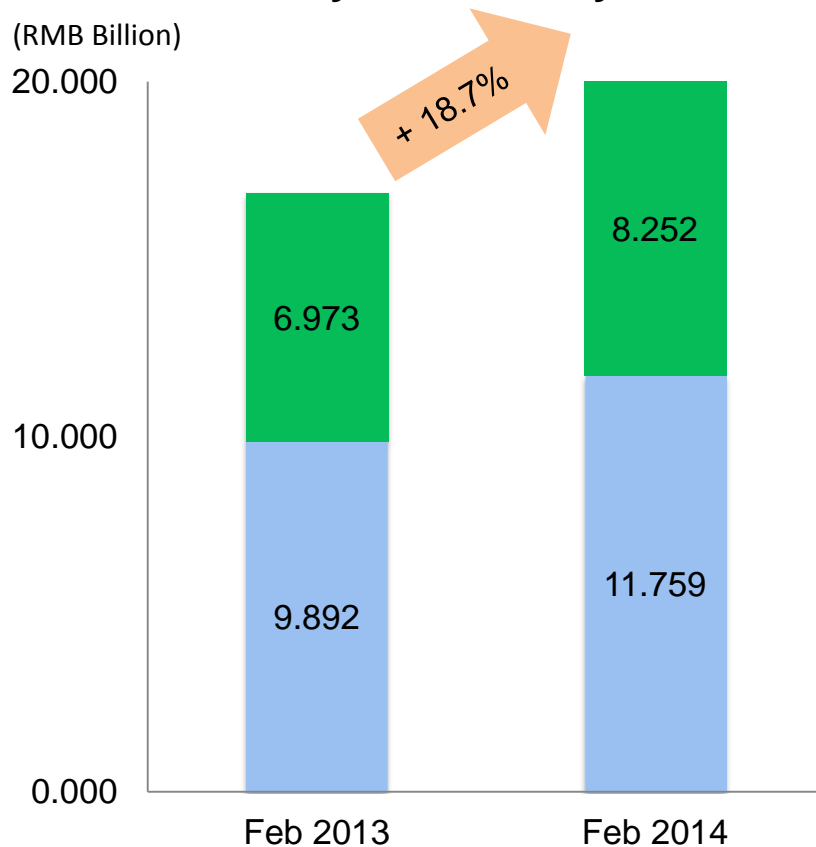


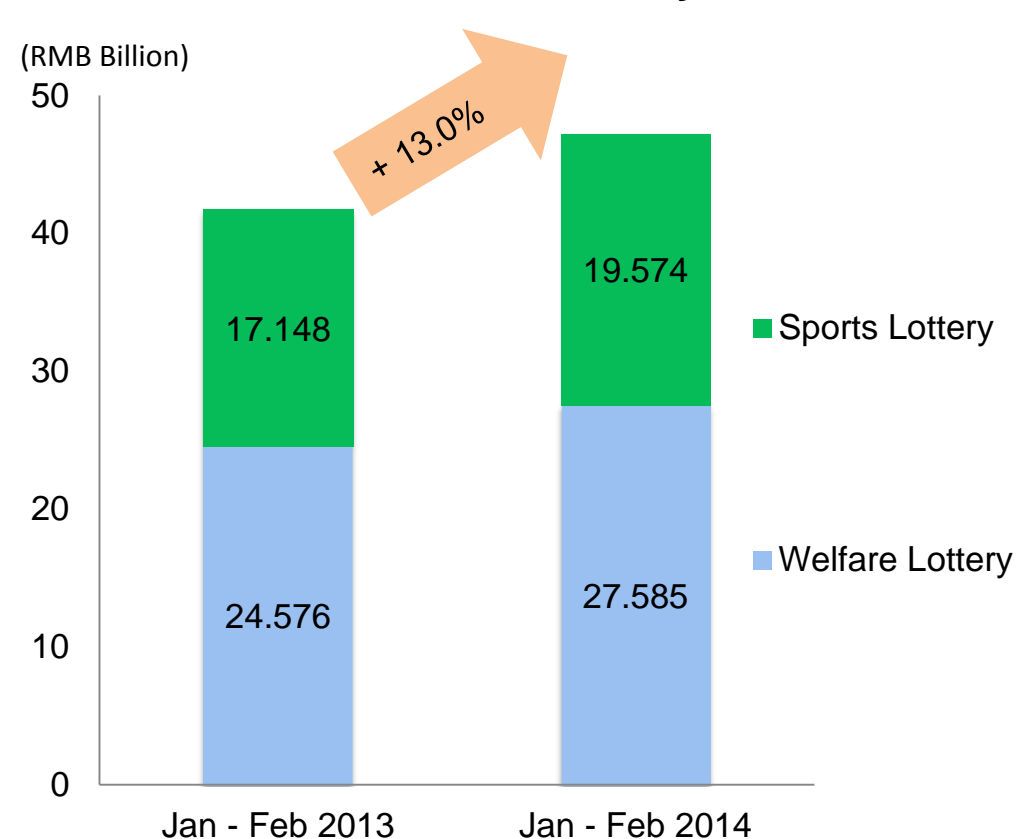
China Lottery Sales Performance

- ✓ Announced by the Ministry of Finance, total lottery sales in February of 2014 increased by 18.7% YoY to RMB 20.010 billion from RMB 16.865 billion for the same period last year.
- ✓ Total lottery sales for the first two months of 2014 increased by 13.0% YoY to RMB 47.160 billion, compared to RMB 41.724 billion for the same period last year.

February 2014 Lottery Sales



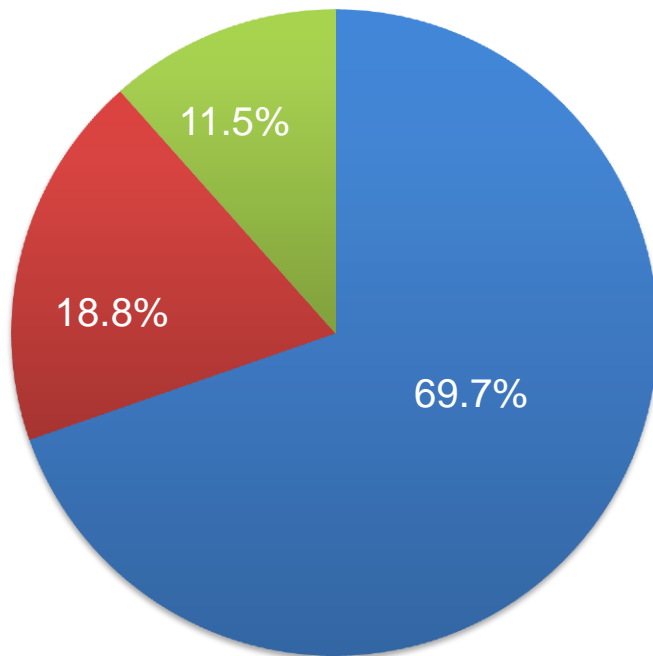
Jan – Feb 2014 Lottery Sales



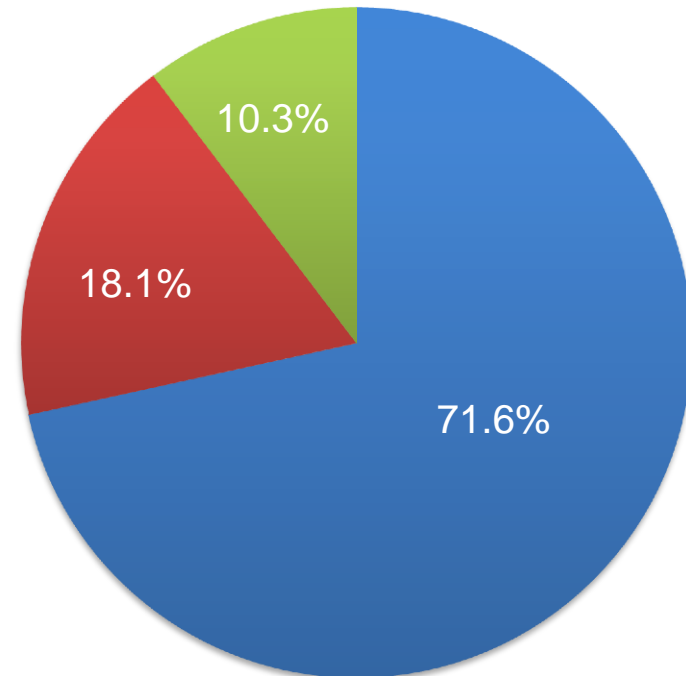
Welfare Lottery Sales Performance

- ✓ Welfare Lottery sales increased by 18.9% YoY to RMB 11.759 billion in February 2014, accounted for 58.76% of total lottery sales. Lotto games, VLT and Instant Scratch Cards accounted for 69.66%, 18.78% and 11.56% of total welfare lottery sales, respectively.
- ✓ In the first two months of 2014, Welfare Lottery sales increased by 12.2% YoY to RMB 27.585 billion, accounted for 58.49% of total lottery sales. Lotto games, VLT and Instant Scratch Cards accounted for 71.58%, 18.07% and 10.35% of total welfare lottery sales, respectively.

February 2014 Welfare Lottery Market Share by Type



Jan – Feb 2014 Welfare Lottery Market Share by Type



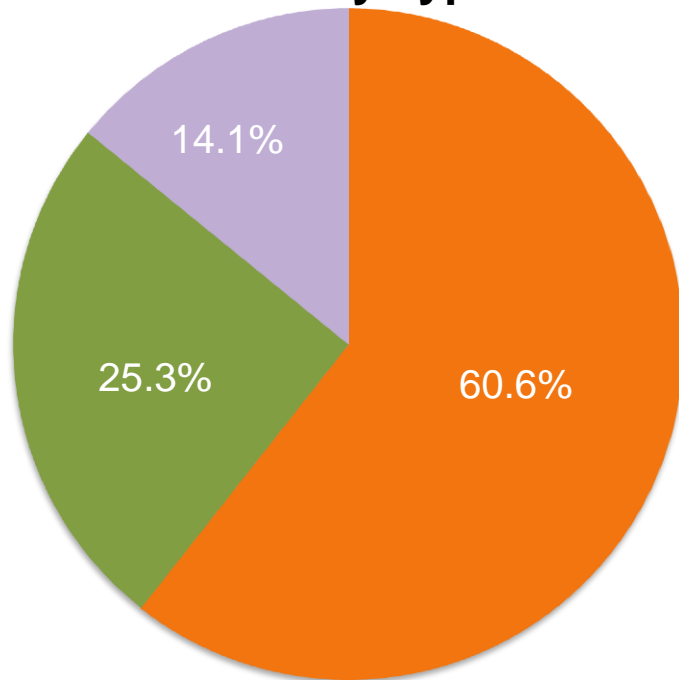
■ Welfare Lotto ■ Welfare VLT ■ Welfare Scratch Cards

■ Welfare Lotto ■ Welfare VLT ■ Welfare Scratch Cards

Sports Lottery Sales Performance

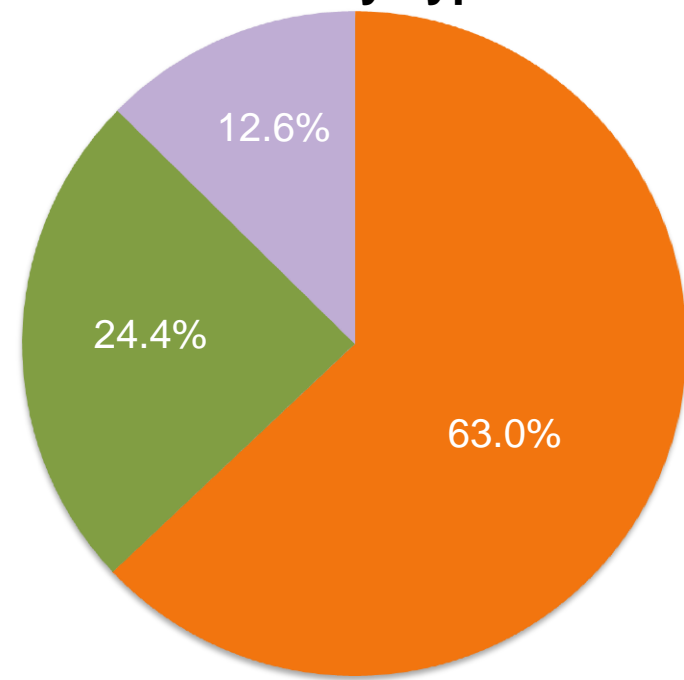
- ✓ Sports Lottery sales increased by 18.3% YoY to RMB 8.252 billion in February 2014, accounted for 41.24% of total lottery sales. Lotto games, Single Match Game and Instant Scratch Cards accounted for 60.61%, 25.25% and 14.14% of total Sports Lottery sales, respectively.
- ✓ In the first two months of 2014, Sports Lottery sales increased by 14.2% YoY to RMB 19.574 billion, accounted for 41.51% of total lottery sales. Lotto games, Single Match Game and Instant Scratch Cards accounted for 62.97%, 24.40% and 12.63% of total Sports Lottery sales, respectively.

February 2014 Lottery Market Share by Type



■ Sports Lotto ■ Sports SMG ■ Sports Scratch Cards

Jan – Feb 2014 Lottery Market Share by Type



■ Sports Lotto ■ Sports SMG ■ Sports Scratch Cards

Lottery Sales in February and First Two Months of 2014

	February 2014 (RMB/Billion)	February 2013 (RMB/Billion)	Change (%)	Jan – Feb 2014 (RMB/Billion)	Jan – Feb 2013 (RMB/Billion)	Change (%)
Welfare Lottery	11.759	9.892	+18.9	27.585	24.576	+12.2
- Lotto	8.191	6.997	+17.1	19.744	18.168	+8.7
- Video Lottery Terminal	2.209	1.685	+31.1	4.986	4.089	+21.9
- Instant Scratch Card	1.359	1.209	+12.4	2.855	2.319	+23.1
Sport Lottery	8.252	6.973	+18.3	19.574	17.148	+14.2
- Lotto	5.002	4.214	+18.7	12.326	11.214	+9.9
- Single Match Game	2.083	1.609	+29.5	4.777	3.714	+28.6
- Instant Scratch Card	1.167	1.150	+1.5	2.471	2.219	+11.4
Total	20.010	16.865	+18.7	47.160	41.724	+13.0