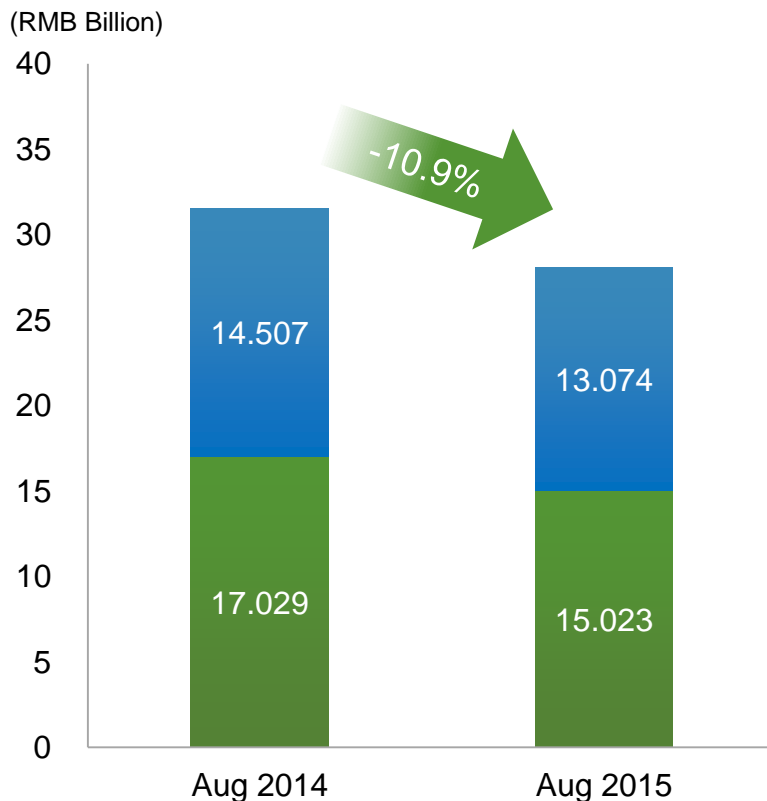


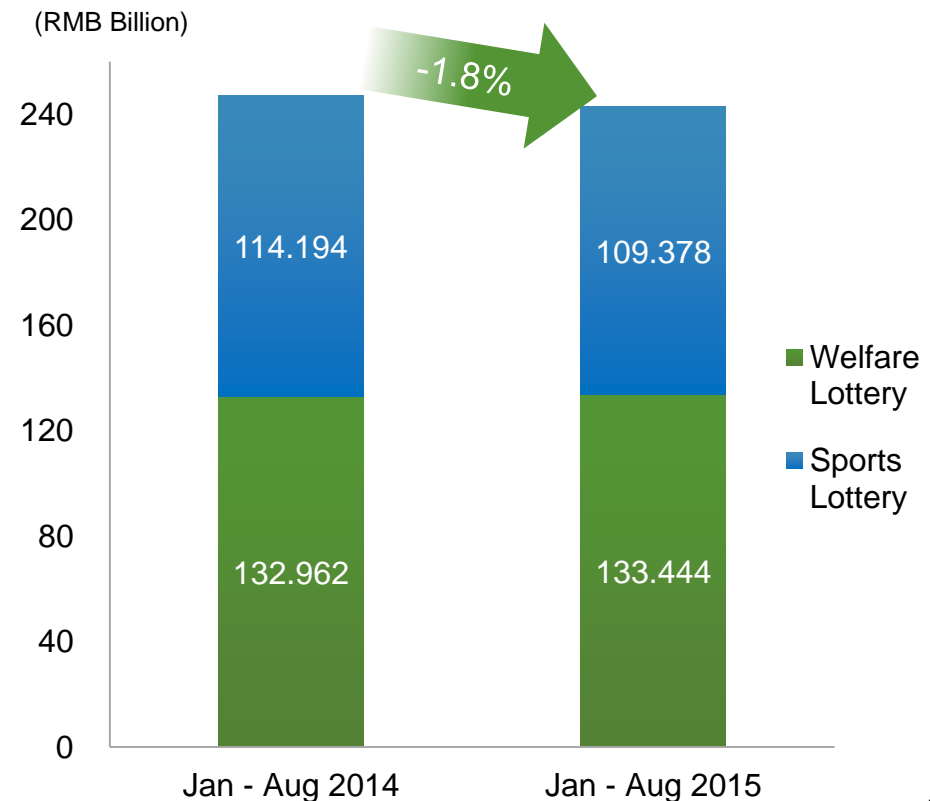
China Lottery Sales Performance

- Announced by the Ministry of Finance, total lottery sales in Aug 2015 decreased by 10.9% YoY to RMB 28.096 billion from RMB 31.536 billion for the same period last year.
- Total lottery sales from Jan - Aug 2015 decreased by 1.8% YoY to RMB 242.821 billion, compared to RMB 247.155 billion for Jan - Aug 2014.

Aug 2015 Lottery Sales



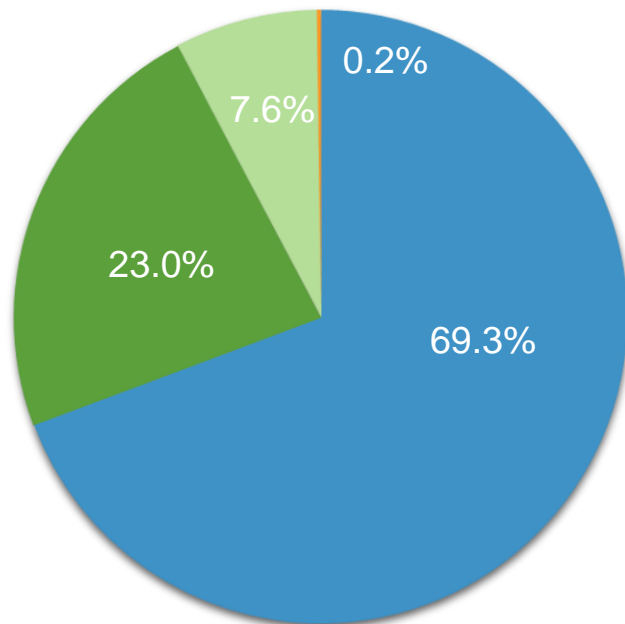
Jan - Aug 2015 Lottery Sales



Welfare Lottery Sales Performance

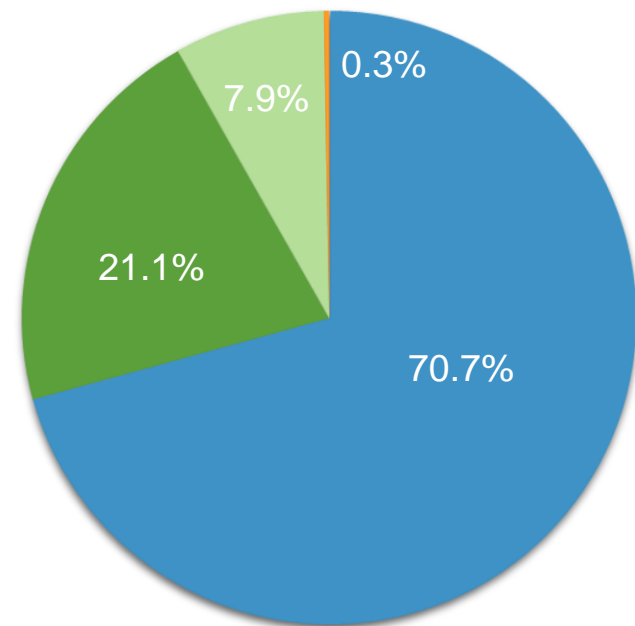
- Welfare Lottery sales decreased by 11.8% YoY to RMB 15.023 billion in Aug 2015, and accounted for 53.5% of total lottery sales. Lotto games, VLT, Instant Scratch Cards and Keno accounted for 69.3%, 23.0%, 7.6% and 0.2% of total welfare lottery sales, respectively.
- In Jan - Aug 2015, Welfare Lottery sales increased by 0.4% YoY to RMB 133.444 billion, and accounted for 55.0% of total lottery sales. Lotto games, VLT, Instant Scratch Cards and Keno accounted for 70.7%, 21.1%, 7.9% and 0.3% of total welfare lottery sales, respectively.

Aug 2015 Welfare Lottery Market Share by Type



■ Welfare Lotto ■ Welfare VLT
■ Welfare Scratch Cards ■ Keno

Jan – Aug 2015 Welfare Lottery Market Share by Type

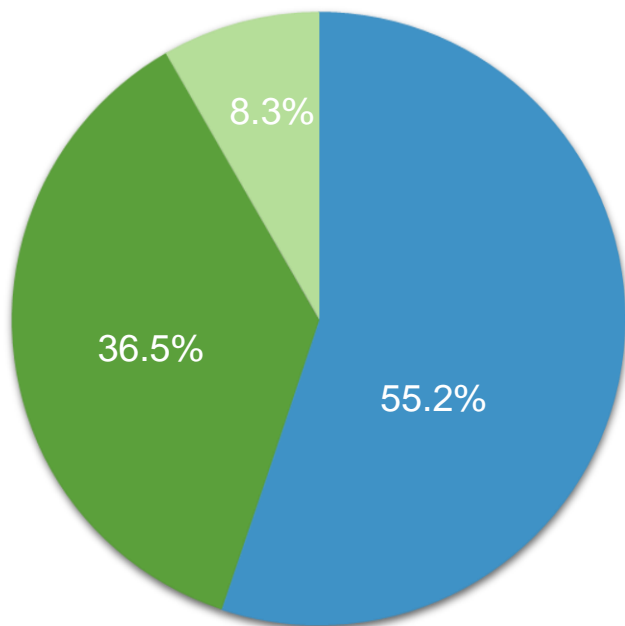


■ Welfare Lotto ■ Welfare VLT
■ Welfare Scratch Cards ■ Keno

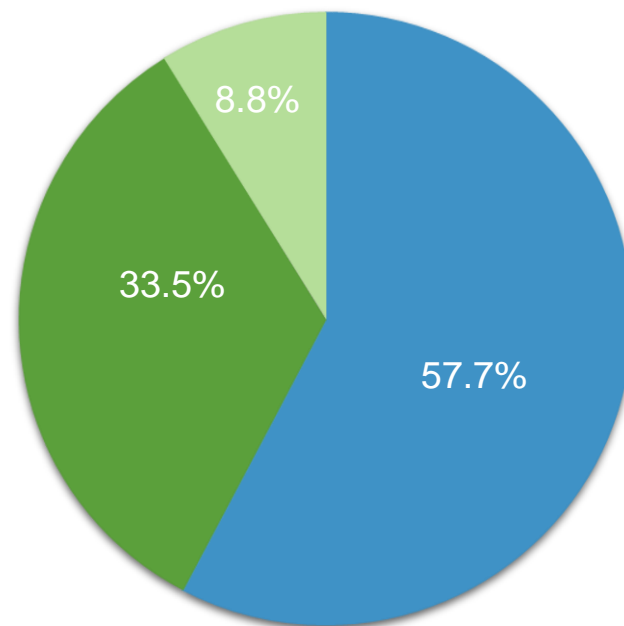
Sports Lottery Sales Performance

- Sports Lottery sales decreased by 9.9% YoY to RMB 13.074 billion in Aug 2015, and accounted for 46.5% of total lottery sales. Lotto games, Single Match Games, Instant Scratch Cards and Sports VLT accounted for 55.2%, 36.5%, 8.3% and 0.0% of total Sports Lottery sales, respectively.
- In Jan - Aug 2015, Sports Lottery sales decreased by 4.2% YoY to RMB 109.378 billion, and accounted for 45.0% of total lottery sales. Lotto games, Single Match Games, Instant Scratch Cards and Sports VLT accounted for 57.7%, 33.5%, 8.8% and 0.0% of total Sports Lottery sales, respectively.

Aug 2015 Sports Lottery Market Share by Type*



Jan – Aug 2015 Sports Lottery Market Share by Type*



■ Sports Lotto ■ Sports SMG ■ Sports Scratch Cards

■ Sports Lotto ■ Sports SMG ■ Sports Scratch Cards

*Note: Sports VLT sales accounted for 0.0% of total Sports Lottery sales in August 2015 and January – August 2015.

Lottery Sales in August 2015 and Jan – Aug 2015

	August 2015 (RMB/Billion)	August 2014 (RMB/Billion)	Change (%)	Jan – Aug 2015 (RMB/Billion)	Jan – Aug 2014 (RMB/Billion)	Change (%)
Welfare Lottery	15.023	17.029	-11.8%	133.444	132.962	+0.4%
- Lotto	10.410	12.138	-14.2%	94.387	95.515	-1.2%
- Video Lottery Terminal	3.454	3.469	-0.5%	28.128	24.348	+15.5%
- Instant Scratch Card	1.135	1.304	-13.0%	10.588	12.515	-15.4%
- Keno	0.024	0.117	-79.5%	0.340	0.584	-41.7%
Sports Lottery	13.074	14.507	-9.9%	109.378	114.194	-4.2%
- Lotto	7.211	8.260	-12.7%	63.132	63.310	-0.3%
- Single Match Game	4.775	5.095	-6.3%	36.605	40.102	-8.7%
- Instant Scratch Card	1.087	1.152	-5.7%	9.636	10.781	-10.6%
- Video Lottery Terminal	0.0004	-	-	0.0042	-	-
Total	28.096	31.536	-10.9%	242.821	247.155	-1.8%