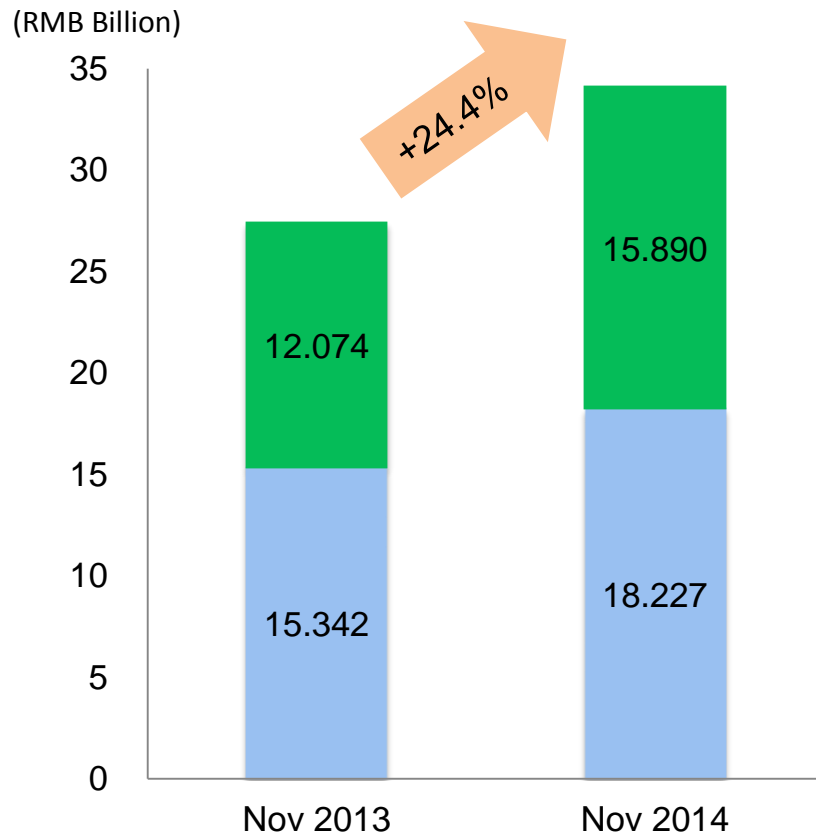


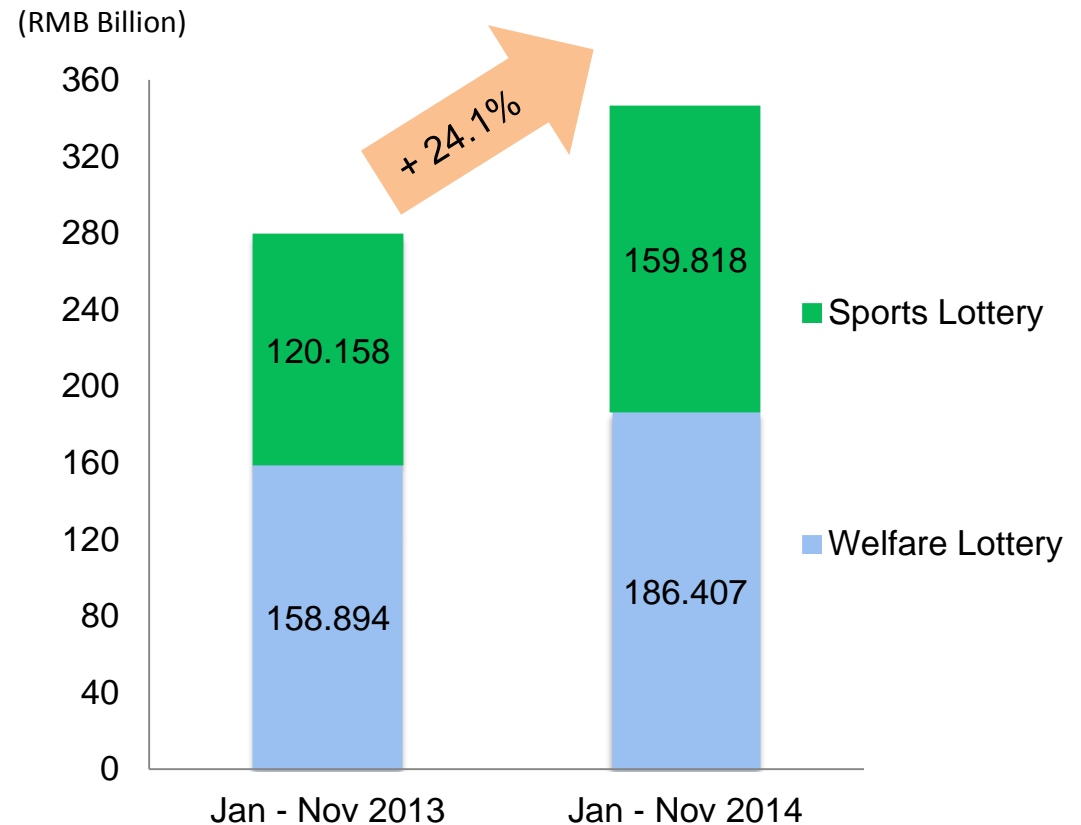
China Lottery Sales Performance

- ✓ Announced by the Ministry of Finance, total lottery sales in November 2014 increased by 24.4% YoY to RMB 34.118 billion from RMB 27.416 billion for the same period last year.
- ✓ Total lottery sales for the first eleven months of 2014 increased by 24.1% YoY to RMB 346.225 billion, compared to RMB 279.052 billion for the same period last year.

November 2014 Lottery Sales



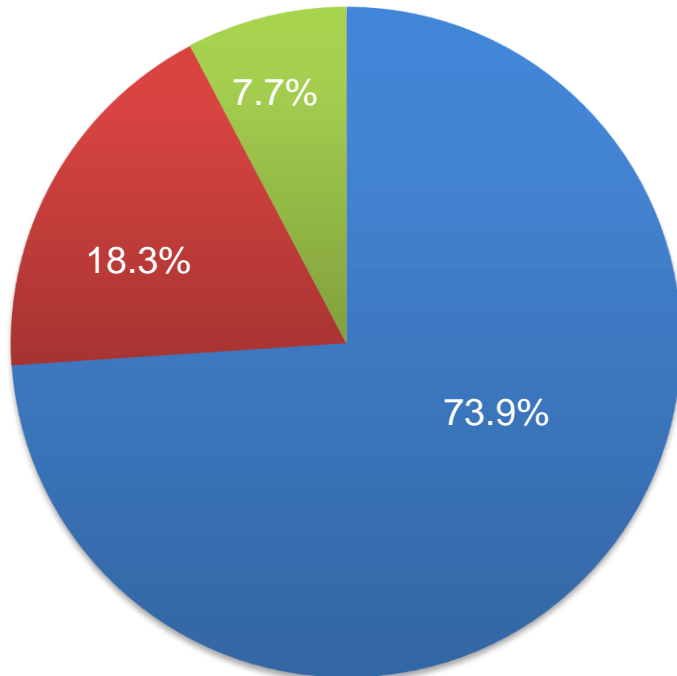
Jan – Nov 2014 Lottery Sales



Welfare Lottery Sales Performance

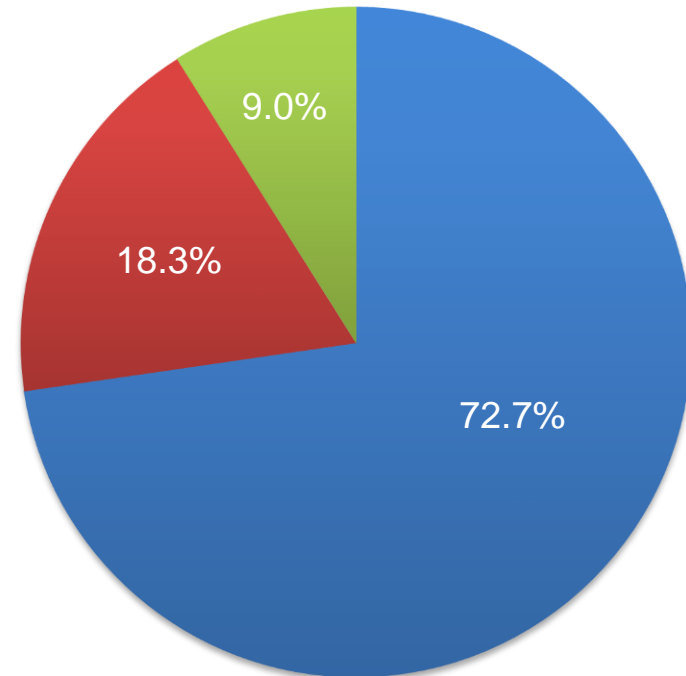
- ✓ Welfare Lottery sales increased by 18.8% YoY to RMB 18.227 billion in November 2014, and accounted for 53.4% of total lottery sales. Lotto games, VLT and Instant Scratch Cards accounted for 73.9%, 18.3% and 7.7% of total welfare lottery sales, respectively.
- ✓ In the first eleven months of 2014, Welfare Lottery sales increased by 17.3% YoY to RMB 186.407 billion, and accounted for 53.8% of total lottery sales. Lotto games, VLT and Instant Scratch Cards accounted for 72.7%, 18.3% and 9.0% of total welfare lottery sales, respectively.

November 2014 Welfare Lottery Market Share by Type



■ Welfare Lotto ■ Welfare VLT ■ Welfare Scratch Cards

Jan – Nov 2014 Welfare Lottery Market Share by Type

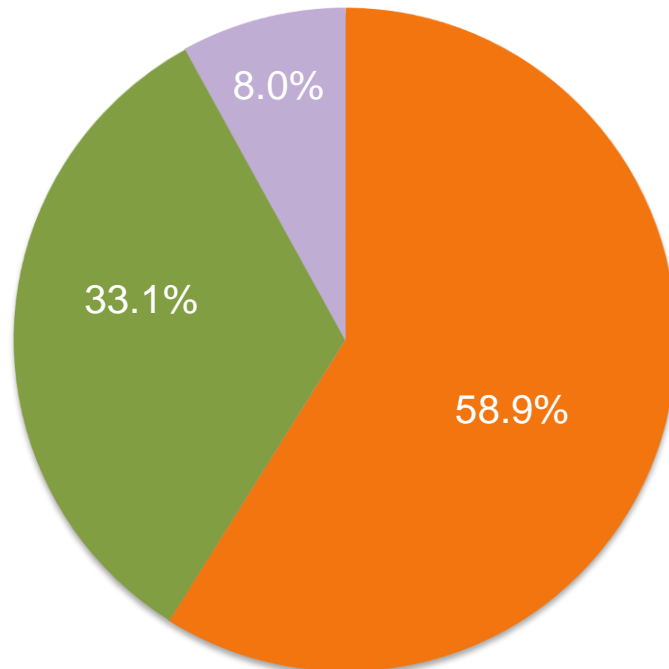


■ Welfare Lotto ■ Welfare VLT ■ Welfare Scratch Cards

Sports Lottery Sales Performance

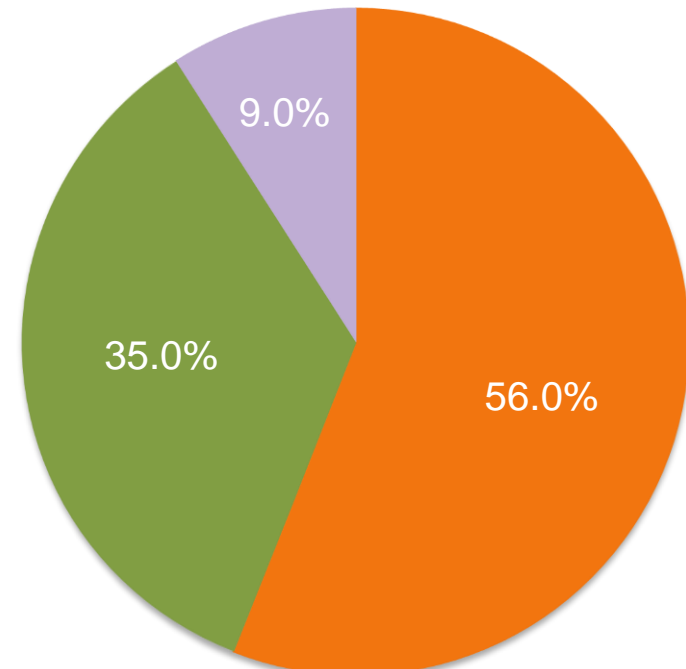
- ✓ Sports Lottery sales increased by 31.6% YoY to RMB 15.890 billion in November 2014, and accounted for 46.6% of total lottery sales. Lotto games, Single Match Game and Instant Scratch Cards accounted for 58.9%, 33.1% and 8.0% of total Sports Lottery sales, respectively.
- ✓ In the first eleven months of 2014, Sports Lottery sales increased by 33.0% YoY to RMB 159.818 billion, and accounted for 46.2% of total lottery sales. Lotto games, Single Match Game and Instant Scratch Cards accounted for 56.0%, 35.0% and 9.0% of total Sports Lottery sales, respectively.

November 2014 Sports Lottery Market Share by Type



■ Sports Lotto ■ Sports SMG ■ Sports Scratch Cards

Jan – Nov 2014 Sports Lottery Market Share by Type



■ Sports Lotto ■ Sports SMG ■ Sports Scratch Cards

Lottery Sales in November and First Eleven Months of 2014

	November 2014 (RMB/Billion)	November 2013 (RMB/Billion)	Change	Jan – Nov 2014 (RMB/Billion)	Jan – Nov 2013 (RMB/Billion)	Change
Welfare Lottery	18.227	15.342	+18.8%	186.407	158.894	+17.3%
- Lotto	13.478	11.186	+20.5%	135.513	116.226	+16.6%
- Video Lottery Terminal	3.345	2.587	+29.3%	34.205	26.155	+30.8%
- Instant Scratch Card	1.405	1.569	-10.5%	16.689	16.514	+1.1%
Sports Lottery	15.890	12.074	+31.6%	159.818	120.158	+33.0%
- Lotto	9.364	7.337	+27.6%	89.467	74.535	+20.0%
- Single Match Game	5.257	3.369	+56.0%	55.889	30.499	+83.2%
- Instant Scratch Card	1.269	1.368	-7.2%	14.462	15.123	-4.4%
Total	34.118	27.416	+24.4%	346.225	279.052	+24.1%