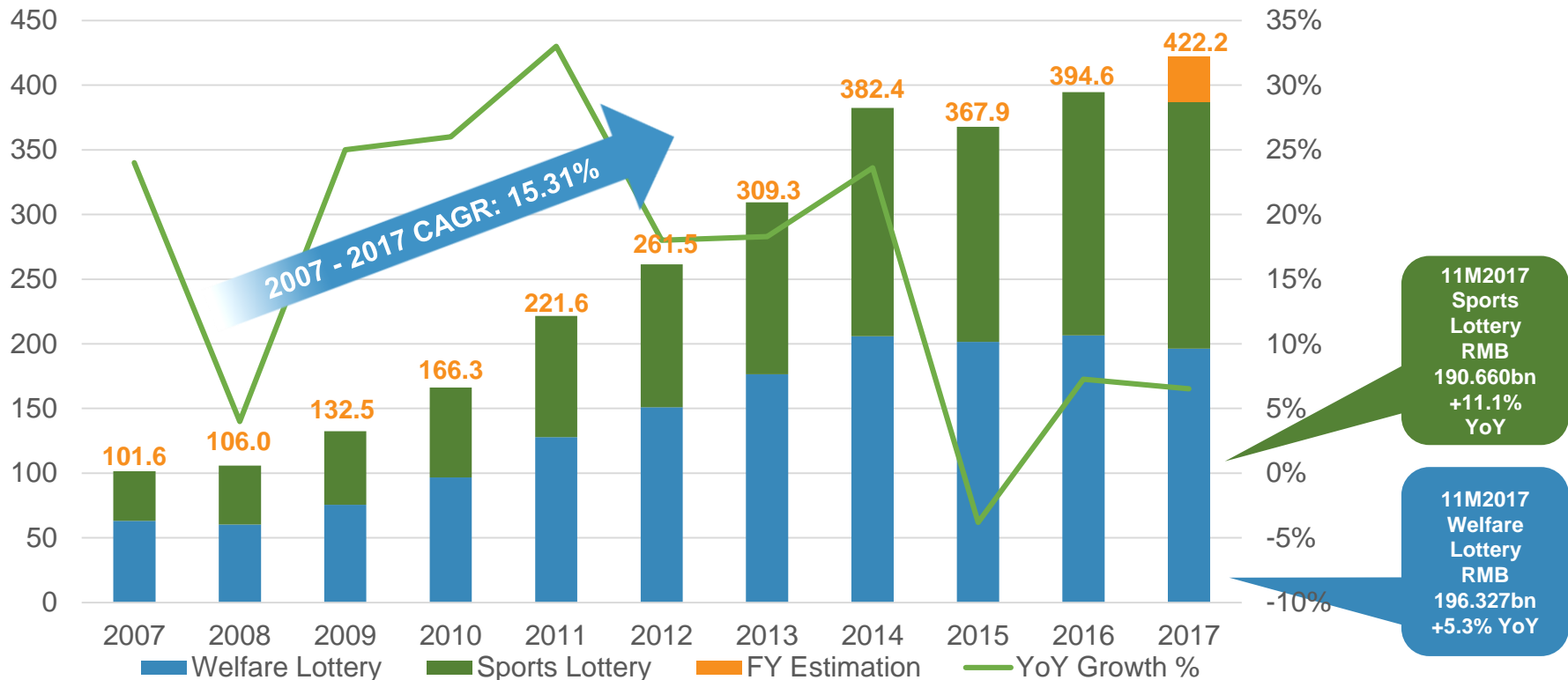


China Lottery Sales Performance

Total sales of China lottery from Jan - Nov 2017 increased by 8.1% YoY to RMB 386.987 billion.

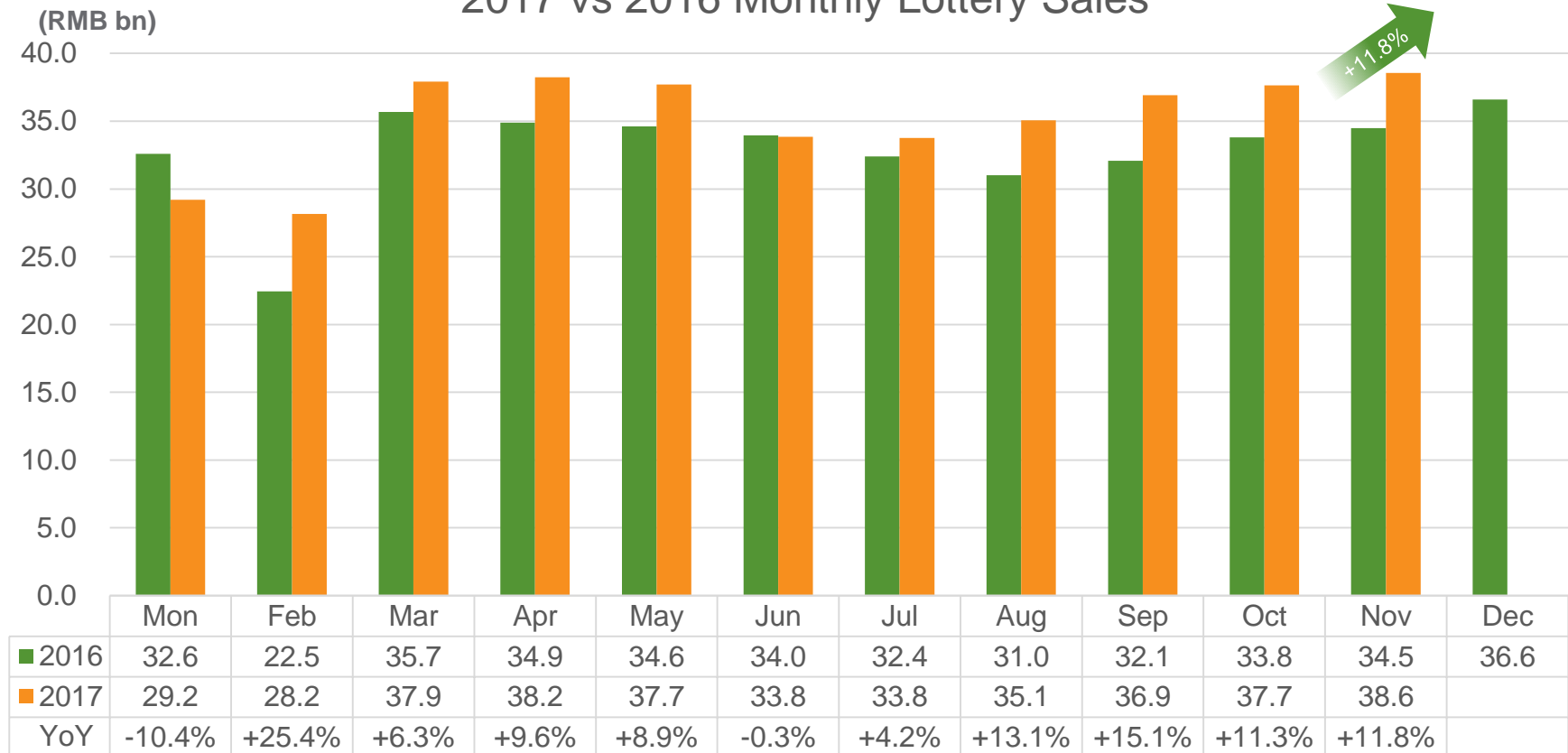
2007-2017 China Lottery Sales Performance



China Lottery Sales Performance

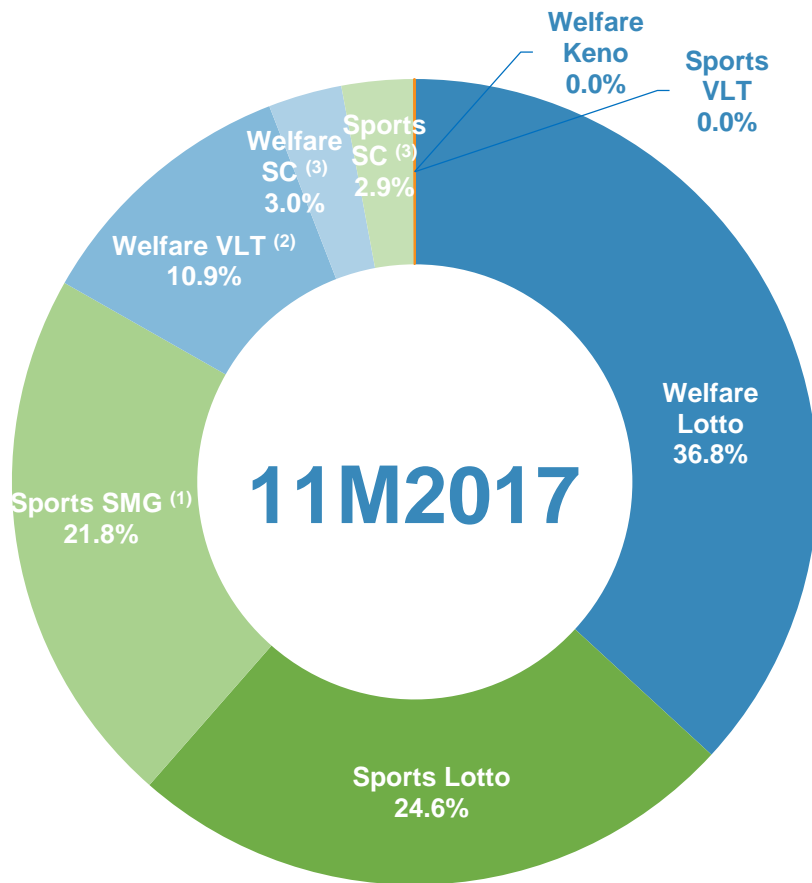
Total lottery sales in Nov 2017 increased by 11.8% YoY to RMB38.555 billion

2017 vs 2016 Monthly Lottery Sales



China Lottery Sales in Jan - Nov 2017

Welfare Lottery sales increased by 5.3% YoY to RMB 196.327 billion in Jan - Nov 2017, Sports Lottery sales increased by 11.1% YoY to RMB 190.660 billion in Jan - Nov 2017.



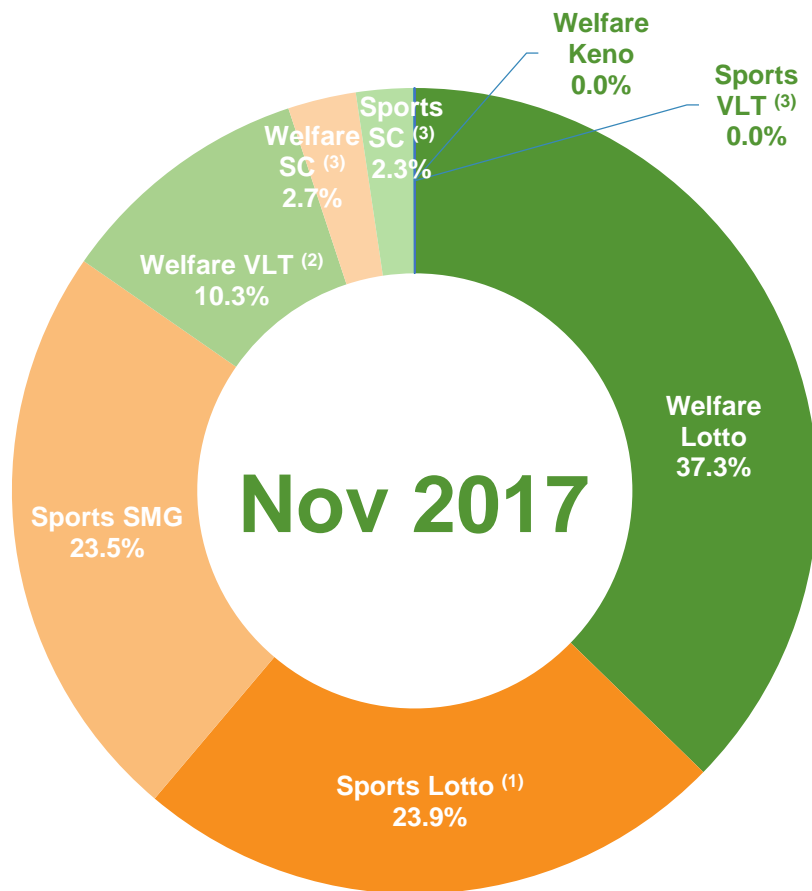
	11M2017 Sales (RMB bn)	YoY	Percentage of Total Sales
Welfare Lottery	196.327	+5.3%	50.7%
▪ Lotto	142.544	+7.7%	36.8%
▪ VLT	42.171	+4.3%	10.9%
▪ Scratch cards	11.442	-15.0%	3.0%
▪ Keno	0.170	-31.9%	0.0%
Sports Lottery	190.660	+11.1%	49.3%
▪ Lotto	95.246	+6.9%	24.6%
▪ SMG	84.266	+20.2%	21.8%
▪ Scratch cards	11.141	-9.8%	2.9%
▪ VLT	0.008	+7.1%	0.0%
Total Lottery	386.987	+8.1%	100.0%

Source: Ministry of Finance

Note: (1) SMG: Single Match Games; (2) VLT: Video Lottery Terminals; (3) SC: Scratch Cards.

China Lottery Sales in Nov 2017

Welfare Lottery sales increased by 8.6% YoY to RMB 19.402 billion in Nov 2017, Sports Lottery sales increased by 15.2% YoY to RMB 19.152 billion in Nov 2017.



	Nov 2017 Sales (RMB bn)	YoY	Percentage of Total Sales
Welfare Lottery	19.402	+8.6%	50.3%
▪ Lotto	14.379	+10.9%	37.3%
▪ VLT	3.956	+5.9%	10.3%
▪ Scratch cards	1.055	-7.7%	2.7%
▪ Keno	0.012	-33.7%	0.0%
Sports Lottery	19.152	+15.2%	49.7%
▪ Lotto	9.206	+5.4%	23.9%
▪ SMG	9.054	+31.2%	23.5%
▪ Scratch cards	0.891	-9.5%	2.3%
▪ VLT	0.001	-25.2%	0.0%
Total Lottery	38.555	+11.8%	100.0%

Source: Ministry of Finance

Note: (1) SMG: Single Match Games; (2) VLT: Video Lottery Terminals; (3) SC: Scratch Cards.