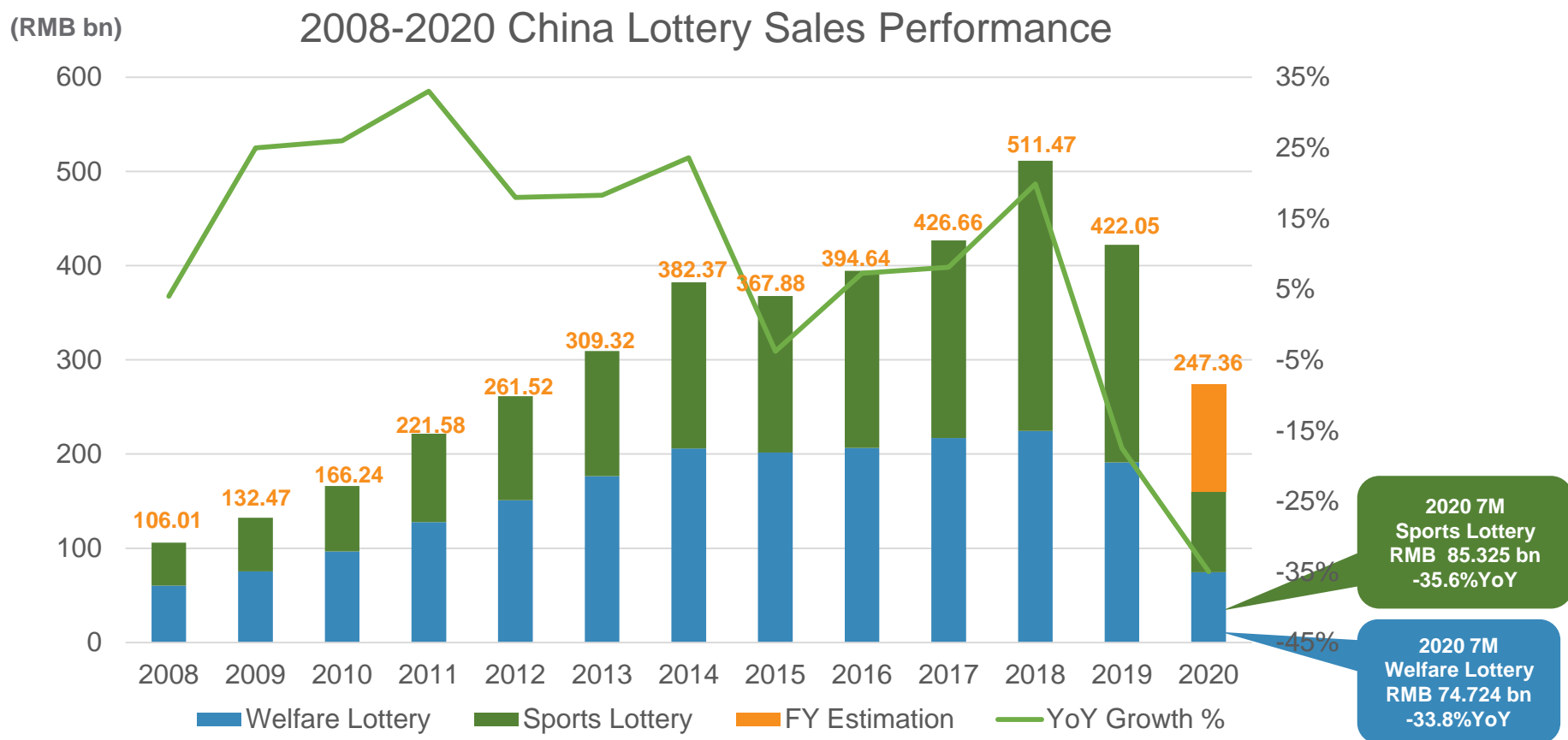


# China Lottery Sales Performance

Total sales of China lottery in Jun 2020 decreased by 3.4% YoY to RMB 33.57billion.



# China Lottery Sales Performance

## 2020 vs 2019 Monthly Lottery Sales

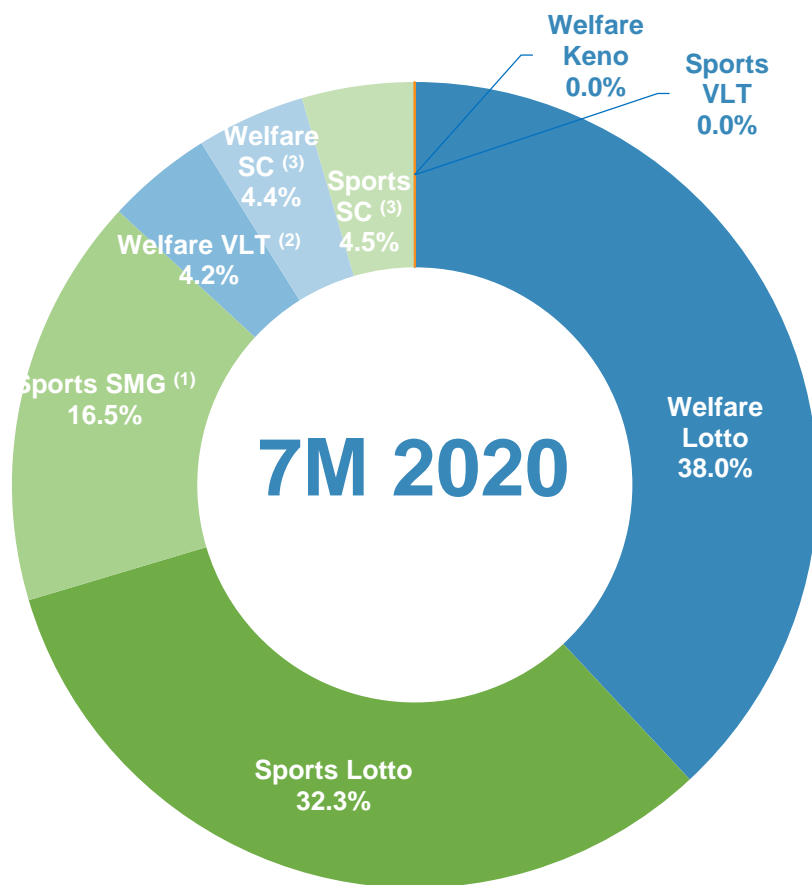
(RMB bn)



Source: Ministry of Finance

# China Lottery Sales in Jan - Jul 2020

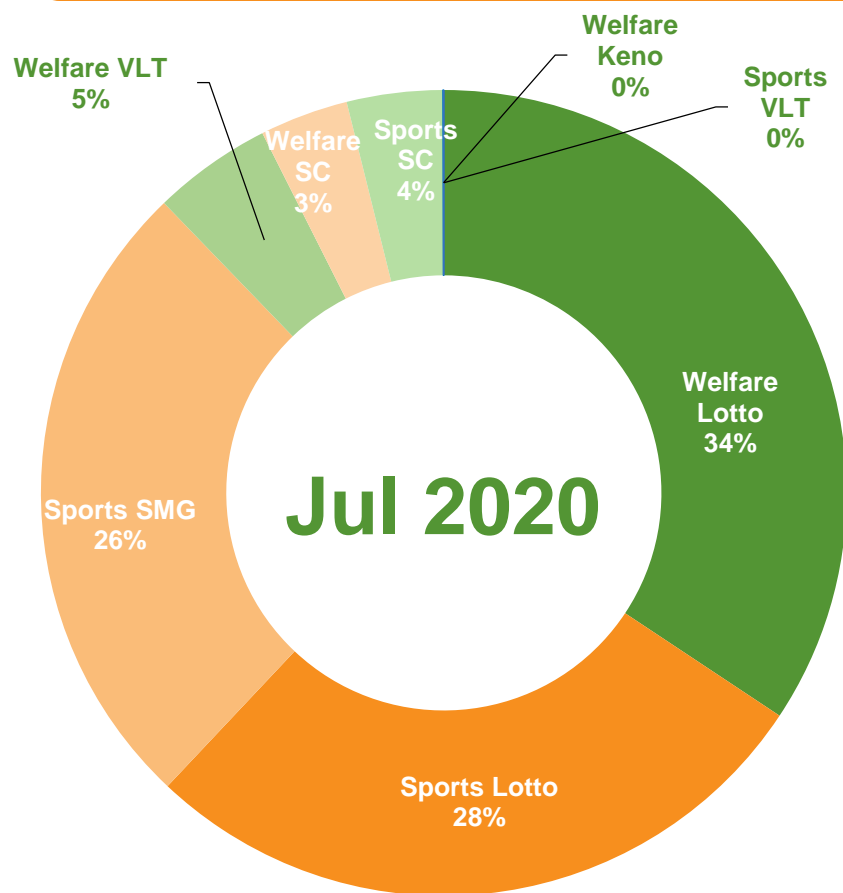
Welfare Lottery sales decreased by 33.8% YoY to RMB 747.24 billion in Jan - Jul 2020, Sports Lottery sales decreased by 35.6% YoY to RMB 85.325 billion in Jan - Jul 2020.



	7M 2020 Sales (RMB bn)	YoY (%)	Percentage of Total Sales (%)
<b>Welfare Lottery</b>	<b>74.724</b>	<b>-33.8%</b>	<b>46.7%</b>
▪Lotto	60.896	-20.1%	38.0%
▪Welfare VLT	6.793	-76.1%	4.2%
▪Scratch cards	6.984	-14.2%	4.4%
▪Keno	0.051	-44.9%	0.0%
<b>Sports Lottery</b>	<b>85.325</b>	<b>-35.6%</b>	<b>53.3%</b>
▪Lotto	51.748	-4.5%	32.3%
▪SMG	26.392	-62.6%	16.5%
▪Scratch cards	7.183	-8.9%	4.5%
▪Sports VLT	0.001	-26.9%	0.0%
<b>Total Lottery</b>	<b>160.049</b>	<b>-34.8%</b>	<b>100.0%</b>

# China Lottery Sales in Jul 2020

Welfare Lottery sales increased by 2.6% YoY to RMB 15.436 billion in Jul 2020, Sports Lottery sales increased by 17.1% YoY to RMB 20.713 billion in Jul 2020.



	Jul 2020 Sales (RMB bn)	YoY (%)	Percentage of Total Sales (%)
<b>Welfare Lottery</b>	<b>15.436</b>	<b>2.6%</b>	<b>42.7%</b>
▪ Lotto	12.408	15.8%	34.3%
▪ Welfare VLT	1.729	-46.1%	4.8%
▪ Scratch cards	1.285	16.3%	3.6%
▪ Keno	0.013	-14.5%	0.0%
<b>Sports Lottery</b>	<b>20.713</b>	<b>17.1%</b>	<b>57.3%</b>
▪ Lotto	10.014	19.2%	27.7%
▪ SMG	9.310	13.7%	25.8%
▪ Scratch cards	1.389	26.1%	3.8%
▪ Sports VLT	0.000	-20.0%	0.0%
<b>Total Lottery</b>	<b>36.149</b>	<b>10.4%</b>	<b>100.0%</b>