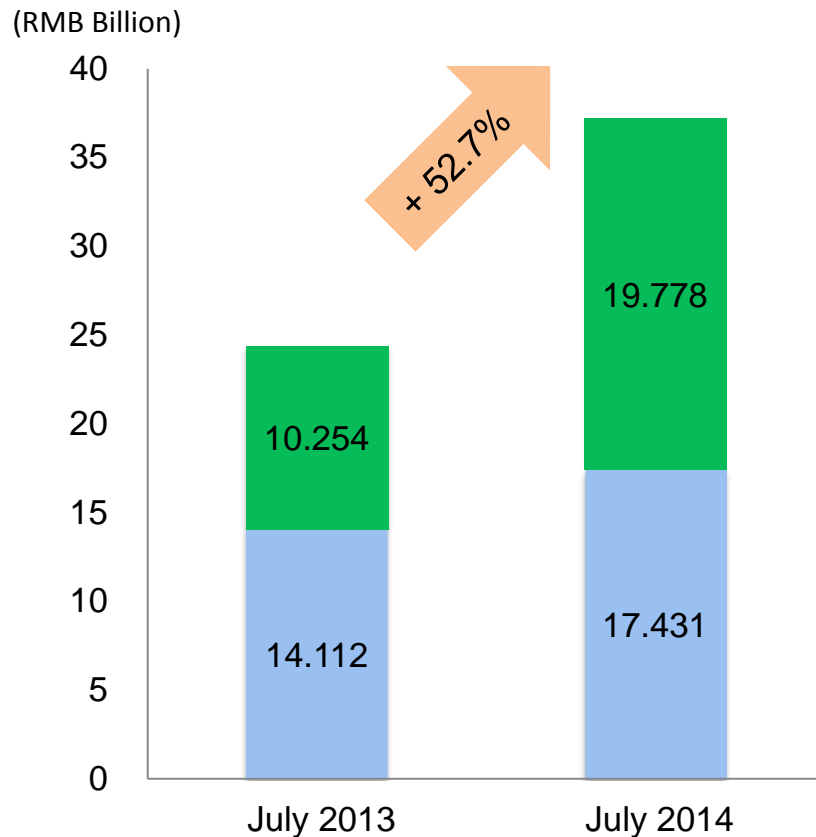


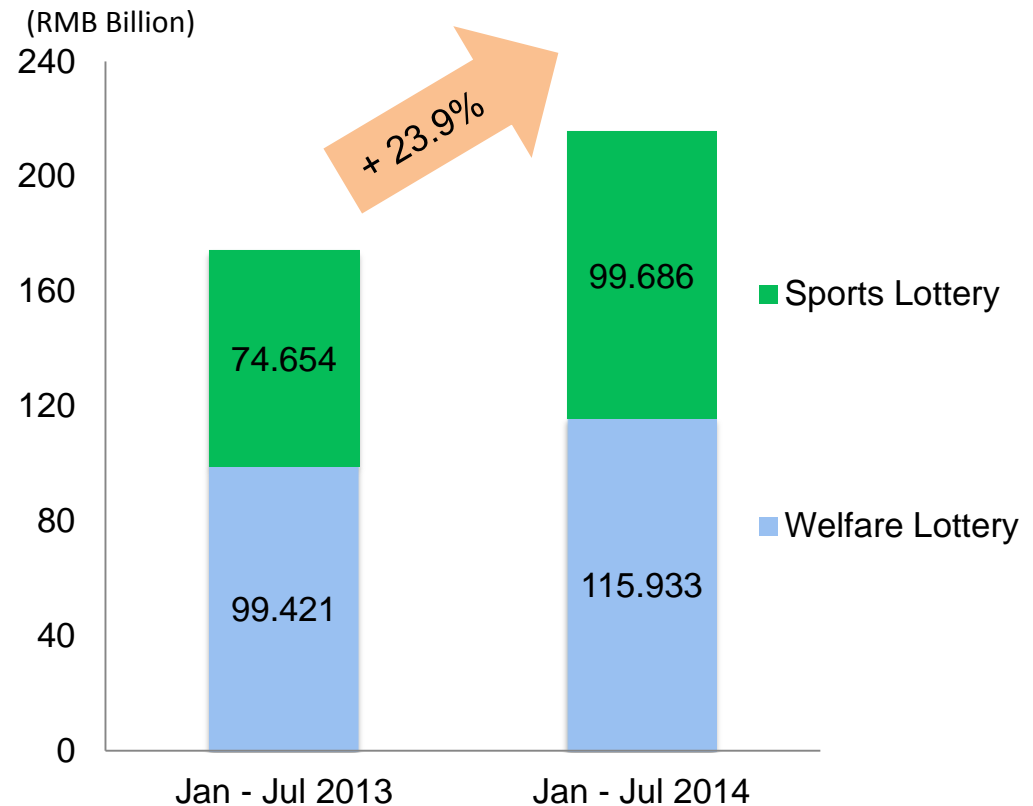
China Lottery Sales Performance

- ✓ Announced by the Ministry of Finance, total lottery sales in July 2014 increased by 52.7% YoY to RMB 37.209 billion from RMB 24.366 billion for the same period last year.
- ✓ Total lottery sales for the first seven months of 2014 increased by 23.9% YoY to RMB 215.619 billion, compared to RMB 174.075 billion for the same period last year.

July 2014 Lottery Sales



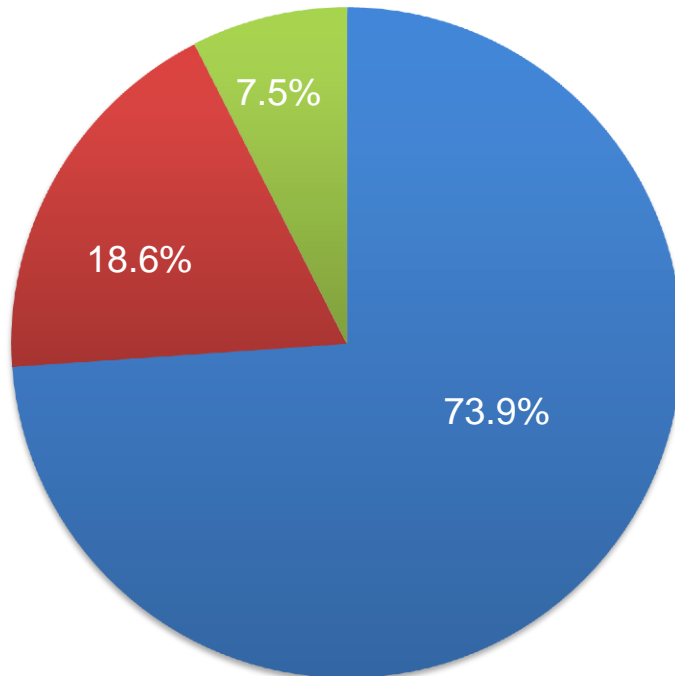
Jan – Jul 2014 Lottery Sales



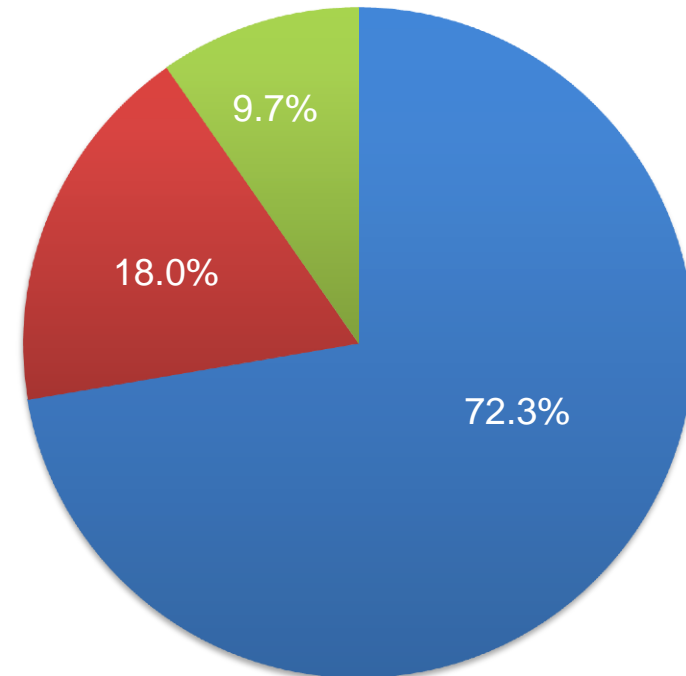
Welfare Lottery Sales Performance

- ✓ Welfare Lottery sales increased by 23.5% YoY to RMB 17.431billion in July 2014, accounted for 46.8% of total lottery sales. Lotto games, VLT and Instant Scratch Cards accounted for 73.9%, 18.6% and 7.5% of total welfare lottery sales, respectively.
- ✓ In the first seven months of 2014, Welfare Lottery sales increased by 16.6% YoY to RMB 115.933 billion, accounted for 53.8% of total lottery sales. Lotto games, VLT and Instant Scratch Cards accounted for 72.3%, 18.0% and 9.7% of total welfare lottery sales, respectively.

July 2014 Welfare Lottery Market Share by Type



Jan – Jul 2014 Welfare Lottery Market Share by Type



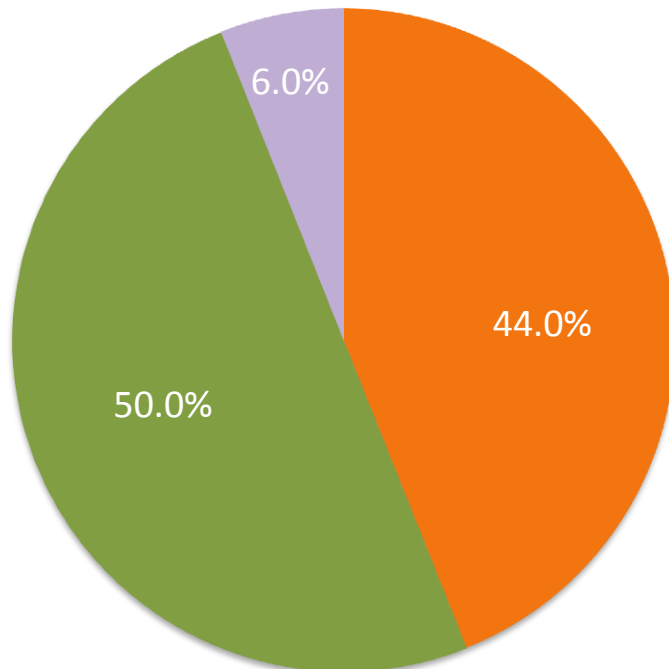
■ Welfare Lotto ■ Welfare VLT ■ Welfare Scratch Cards

■ Welfare Lotto ■ Welfare VLT ■ Welfare Scratch Cards

Sports Lottery Sales Performance

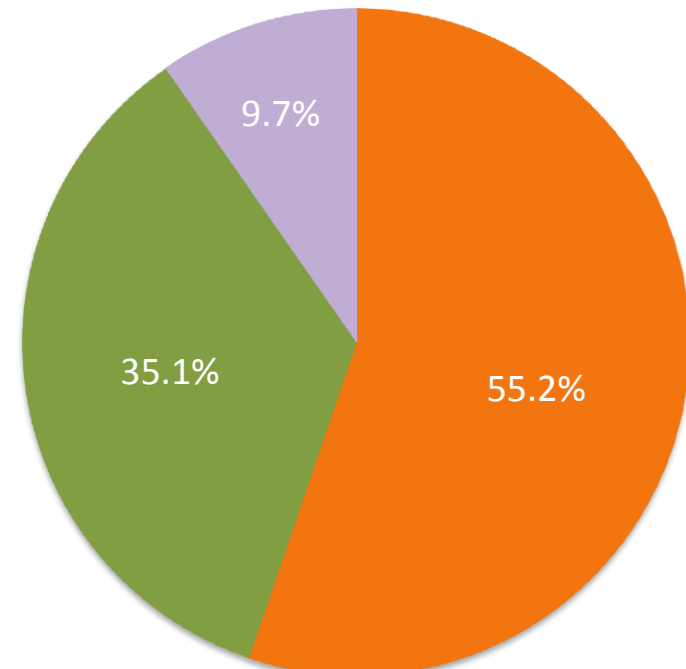
- ✓ Sports Lottery sales increased by 92.9% YoY to RMB 19.778 billion in July 2014, accounted for 53.2% of total lottery sales. Lotto games, Single Match Game and Instant Scratch Cards accounted for 44.0%, 50.0% and 6.0% of total Sports Lottery sales, respectively.
- ✓ In the first seven months of 2014, Sports Lottery sales increased by 33.5% YoY to RMB 99.686 billion, accounted for 46.2% of total lottery sales. Lotto games, Single Match Game and Instant Scratch Cards accounted for 55.2%, 35.1% and 9.7% of total Sports Lottery sales, respectively.

July 2014 Sports Lottery Market Share by Type



■ Sports Lotto ■ Sports SMG ■ Sports Scratch Cards

Jan – Jul 2014 Sports Lottery Market Share by Type



■ Sports Lotto ■ Sports SMG ■ Sports Scratch Cards

Lottery Sales in July and First Seven Months of 2014

	July 2014 (RMB/Billion)	July 2013 (RMB/Billion)	Change	Jan – July 2014 (RMB/Billion)	Jan – July 2013 (RMB/Billion)	Change
Welfare Lottery	17.431	14.112	+23.5%	115.933	99.421	+16.6%
- Lotto	12.884	10.409	+23.8%	83.844	72.543	+15.6%
- Video Lottery Terminal	3.242	2.380	+36.2%	20.879	16.111	+29.6%
- Instant Scratch Card	1.306	1.323	-1.3%	11.210	10.767	+4.1%
Sports Lottery	19.778	10.254	+92.9%	99.686	74.654	+33.5%
- Lotto	8.693	6.972	+24.7%	55.050	47.251	+16.5%
- Single Match Game	9.893	2.043	+384.3%	35.008	17.529	+99.7%
- Instant Scratch Card	1.191	1.239	-3.8%	9.629	9.873	-2.5%
Total	37.209	24.366	+52.7%	215.619	174.075	+23.9%