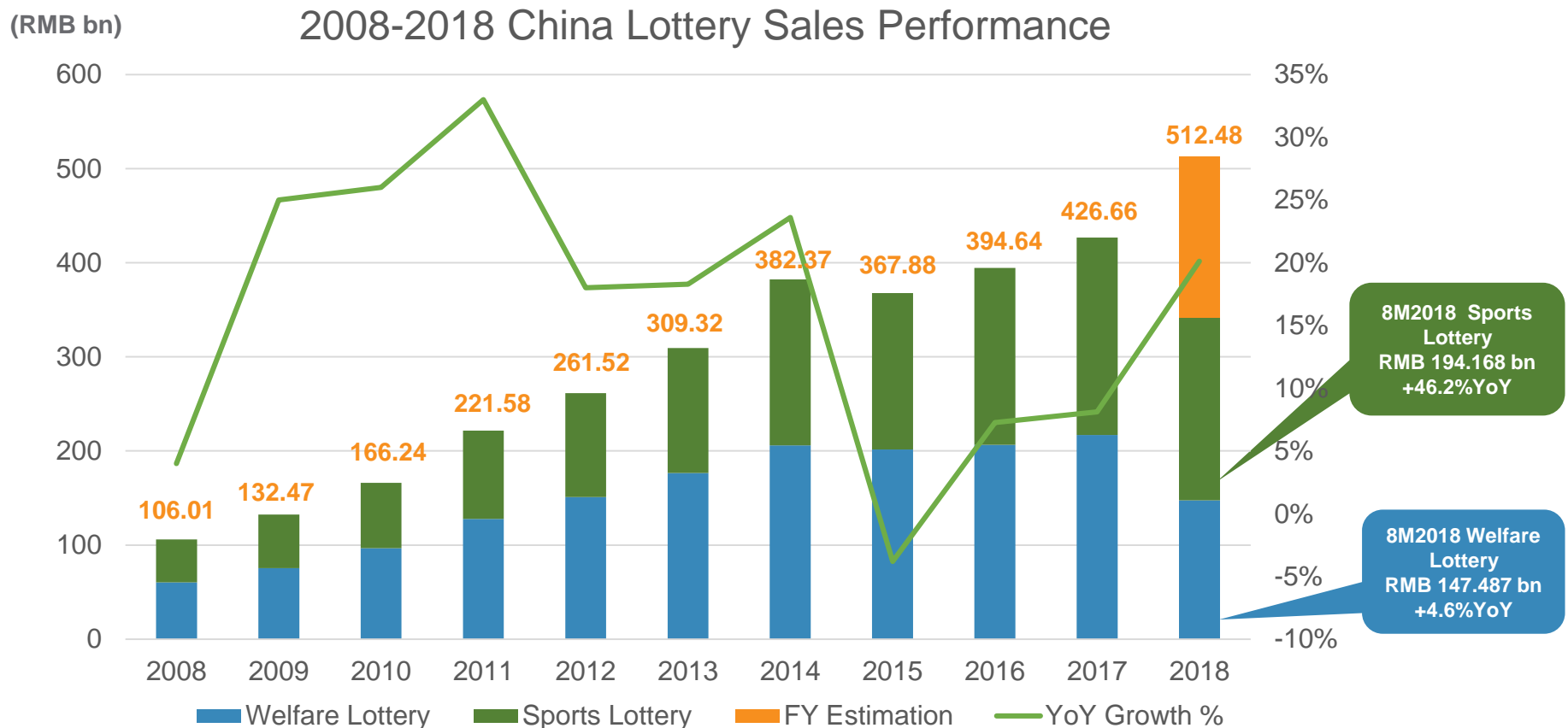


China Lottery Sales Performance

Total sales of China lottery in Jan – Aug 2018 increased by 24.8% YoY to RMB 341.655 billion.

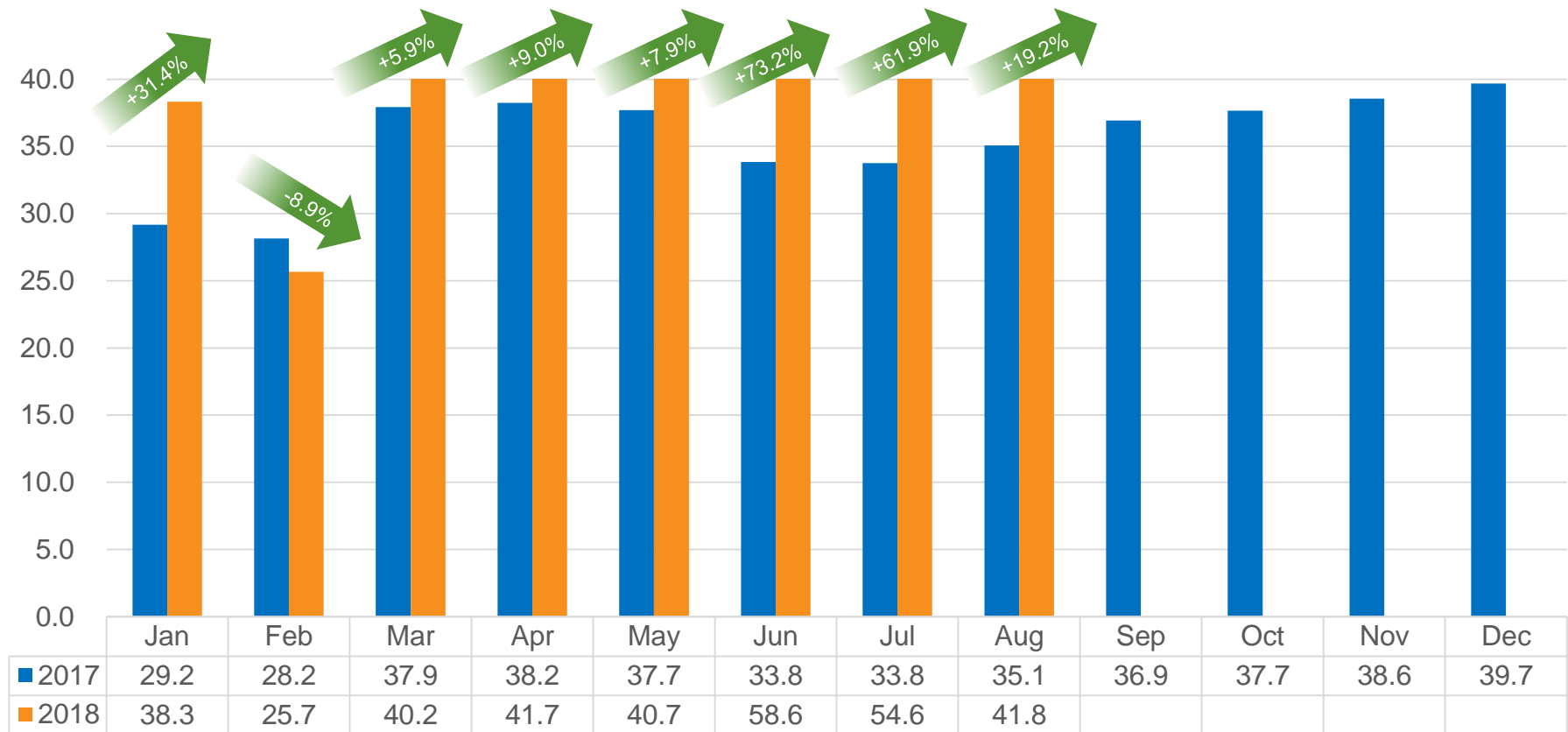


Source: Ministry of Finance (Exclude FY Estimation)

China Lottery Sales Performance

2018 vs 2017 Monthly Lottery Sales

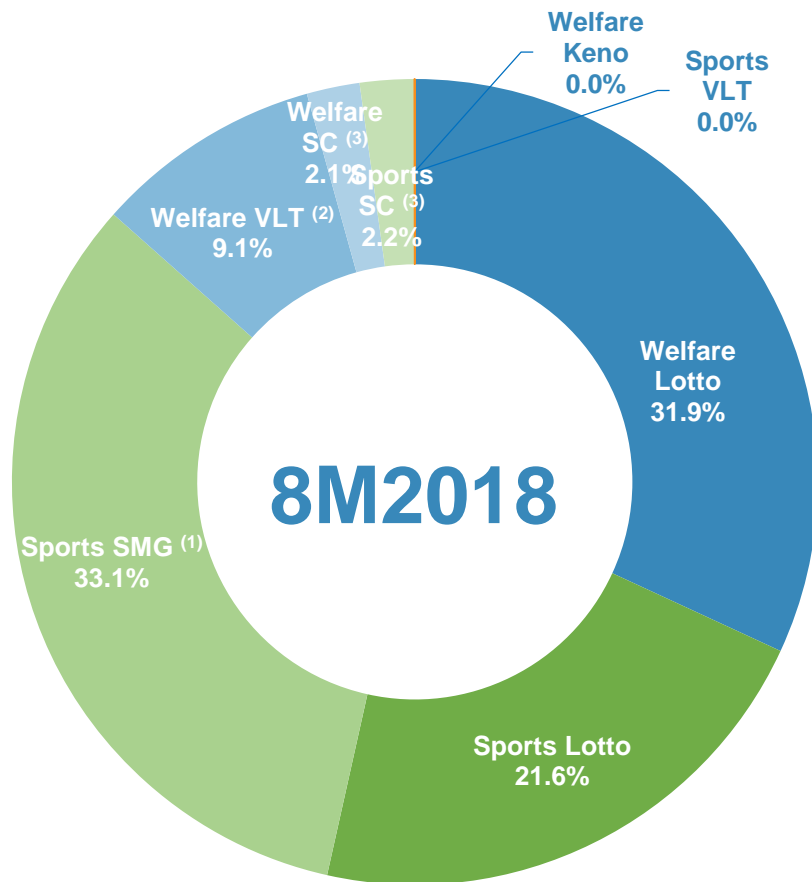
(RMB bn)



Source: Ministry of Finance

China Lottery Sales in Jan - Aug 2018

Welfare Lottery sales increased by 4.6% YoY to RMB 147.487 billion in Jan - Aug 2018, Sports Lottery sales increased by 46.2% YoY to RMB 194.168 billion in Jan - Aug 2018.



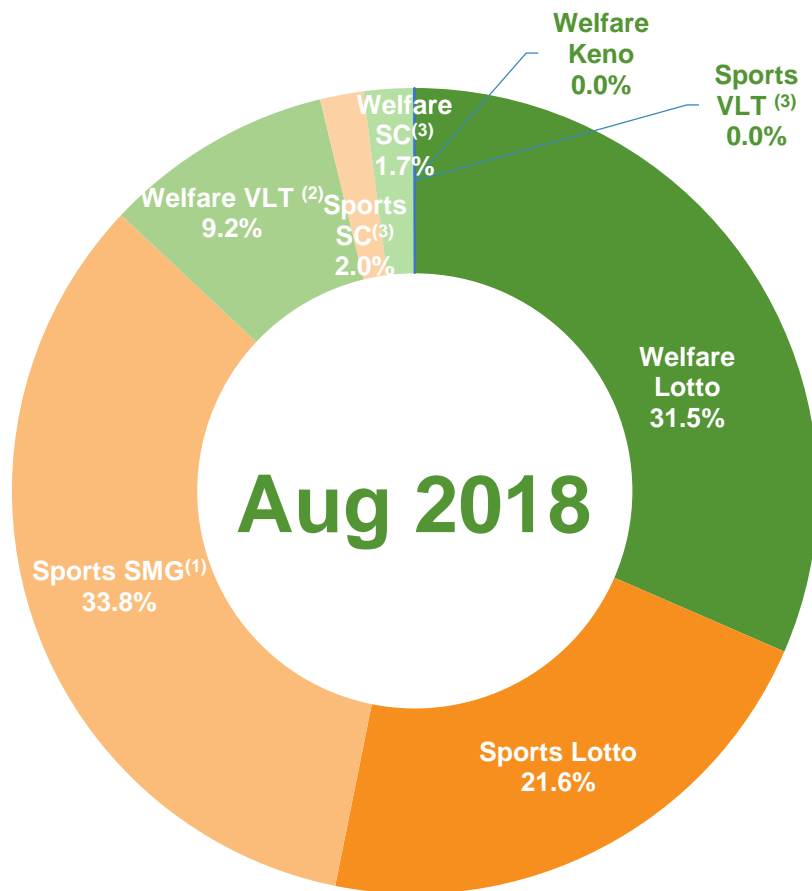
	8M2018 Sales (RMB bn)	YoY (%)	Percentage of Total Sales (%)
Welfare Lottery	147.487	4.6%	43.2%
▪Lotto	108.962	6.9%	31.9%
▪Welfare VLT	31.171	1.6%	9.1%
▪Scratch cards	7.265	-12.4%	2.1%
▪Keno	0.089	-31.3%	0.0%
Sports Lottery	194.168	46.2%	56.8%
▪Lotto	73.803	7.0%	21.6%
▪SMG	112.960	102.6%	33.1%
▪Scratch cards	7.399	-8.7%	2.2%
▪Sports VLT	0.006	-6.0%	0.0%
Total Lottery	341.655	24.8%	100.0%

Source: Ministry of Finance

Note: (1) SMG: Single Match Games; (2) VLT: Video Lottery Terminals; (3) SC: Scratch Cards.

China Lottery Sales in Aug 2018

Welfare Lottery sales increased by 1.8% YoY to RMB 17.783 billion in Aug 2018, Sports Lottery sales increased by 36.6% YoY to RMB 24.033 billion in Aug 2018.



	Aug 2018 Sales (RMB bn)	YoY (%)	Percentage of Total Sales (%)
Welfare Lottery	17.783	1.8%	42.5%
▪Lotto	13.184	3.2%	31.5%
▪Welfare VLT	3.856	1.8%	9.2%
▪Scratch cards	0.728	-18.5%	1.7%
▪Keno	0.016	-1.2%	0.0%
Sports Lottery	24.033	36.6%	57.5%
▪Lotto	9.048	8.3%	21.6%
▪SMG	14.148	68.3%	33.8%
▪Scratch cards	0.836	-0.1%	2.0%
▪Sports VLT	0.000	-68.3%	0.0%
Total Lottery	41.816	19.2%	100.0%

Source: Ministry of Finance

Note: ⁽¹⁾ SMG: Single Match Games; ⁽²⁾ VLT: Video Lottery Terminals; ⁽³⁾ SC: Scratch Cards.