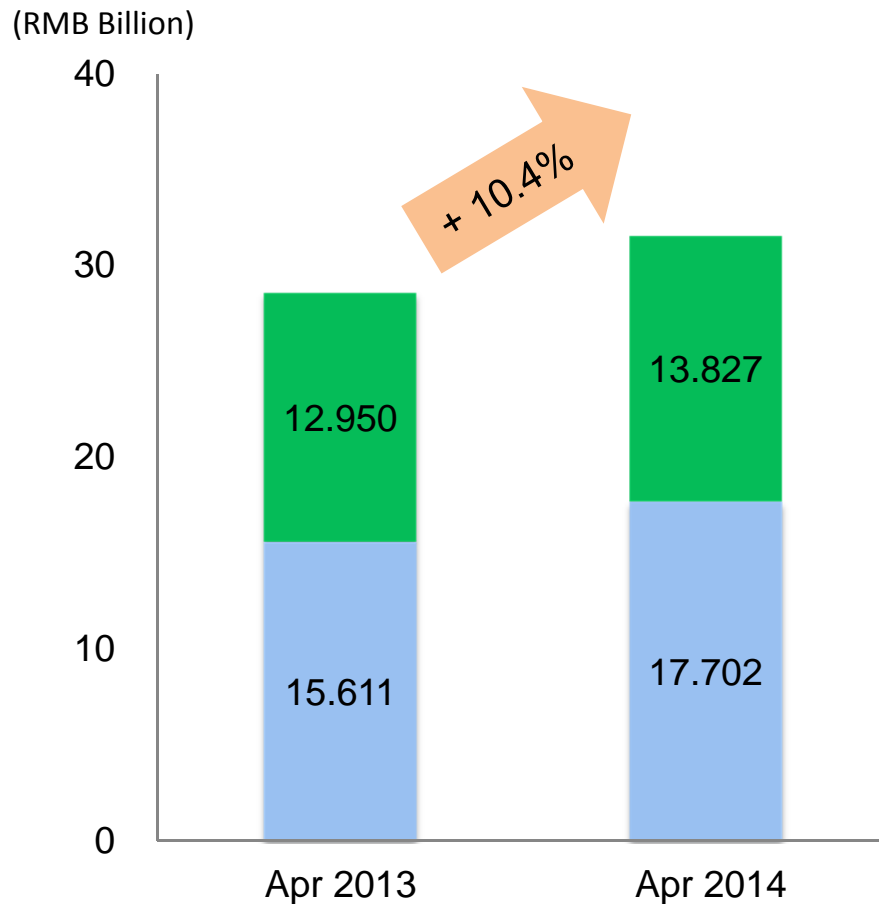


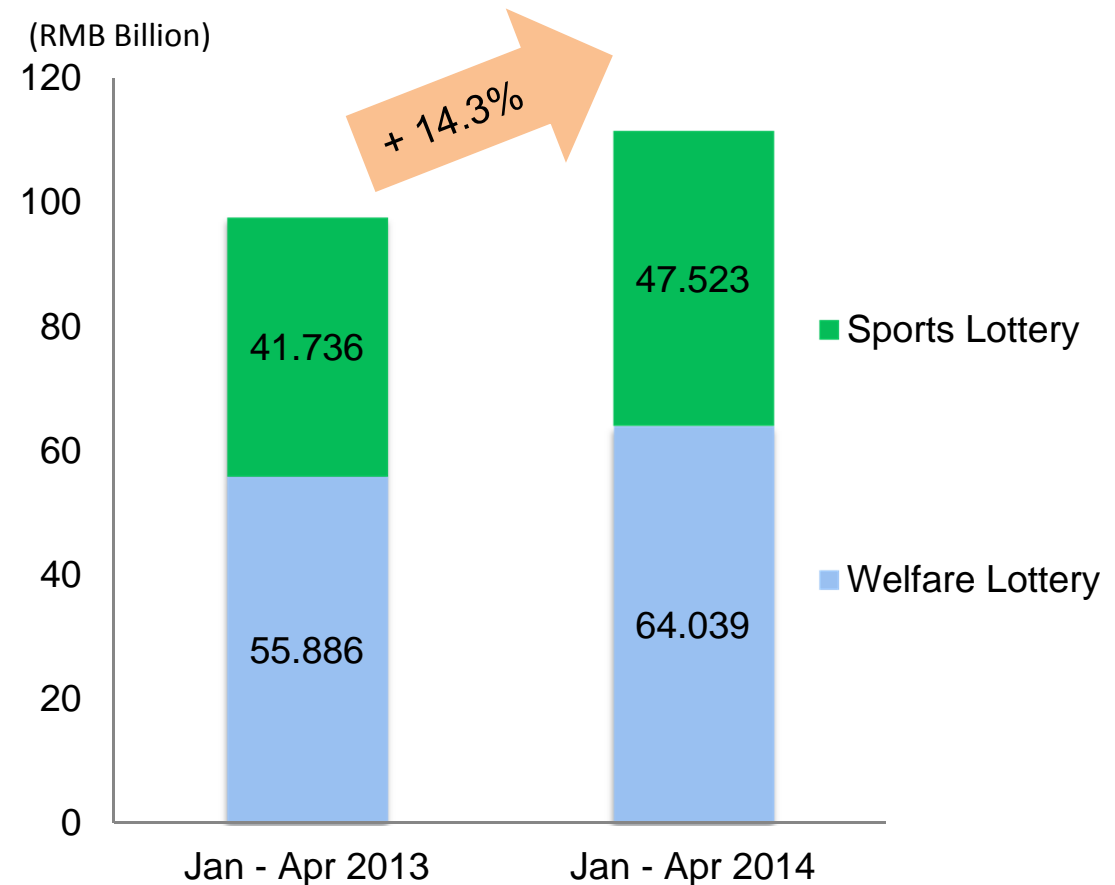
# China Lottery Sales Performance

- ✓ Announced by the Ministry of Finance, total lottery sales in April 2014 increased by 10.4% YoY to RMB 31.529 billion from RMB 28.561 billion for the same period last year.
- ✓ Total lottery sales for the first four months of 2014 increased by 14.3% YoY to RMB 111.563 billion, compared to RMB 97.622 billion for the same period last year.

### April 2014 Lottery Sales



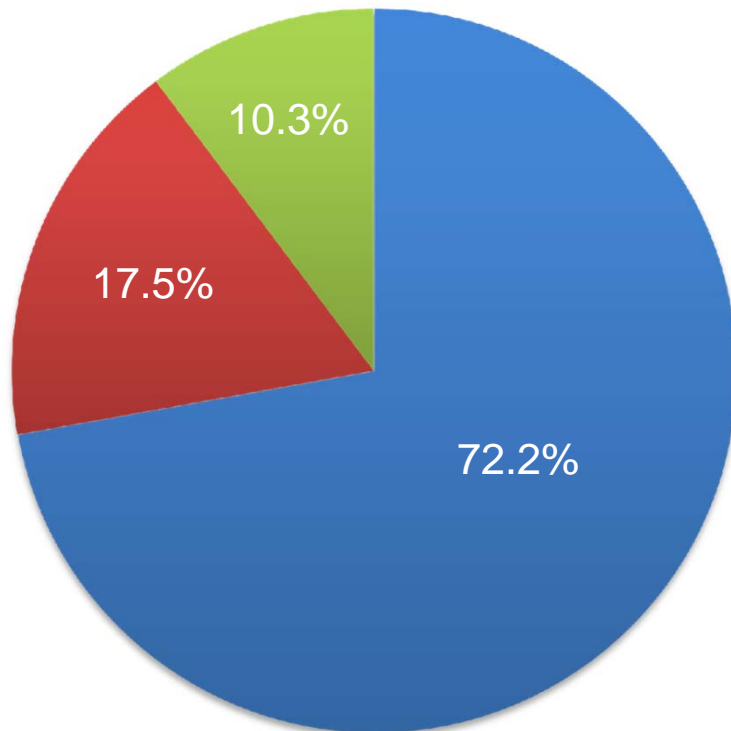
### Jan – Apr 2014 Lottery Sales



# Welfare Lottery Sales Performance

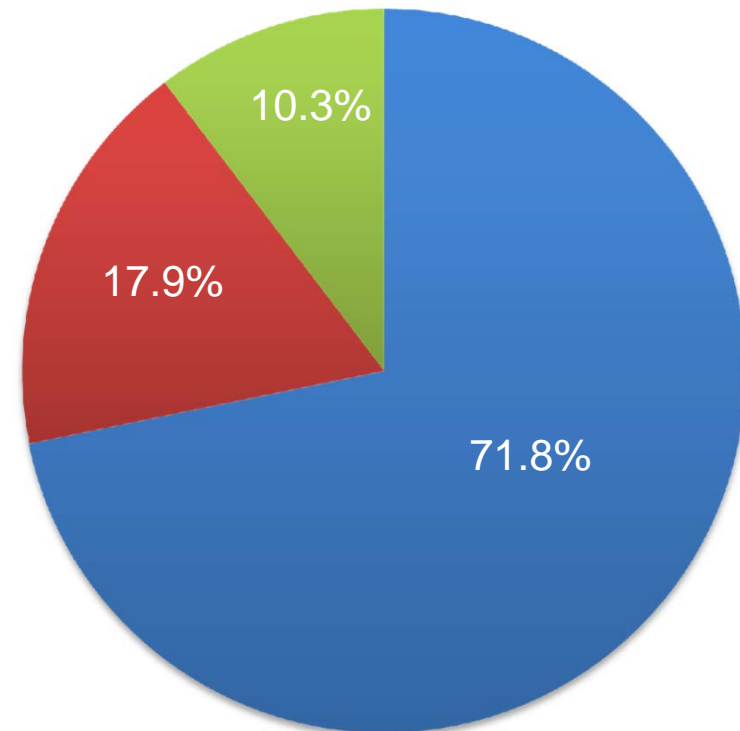
- ✓ Welfare Lottery sales increased by 13.4% YoY to RMB 17.702 billion in April 2014, accounted for 56.15% of total lottery sales. Lotto games, VLT and Instant Scratch Cards accounted for 72.18%, 17.56% and 10.26% of total welfare lottery sales, respectively.
- ✓ In the first four months of 2014, Welfare Lottery sales increased by 14.6% YoY to RMB 64.039 billion, accounted for 57.40% of total lottery sales. Lotto games, VLT and Instant Scratch Cards accounted for 71.78%, 17.87% and 10.36% of total welfare lottery sales, respectively.

## April 2014 Welfare Lottery Market Share by Type



■ Welfare Lotto ■ Welfare VLT ■ Welfare Scratch Cards

## Jan – Apr 2014 Welfare Lottery Market Share by Type

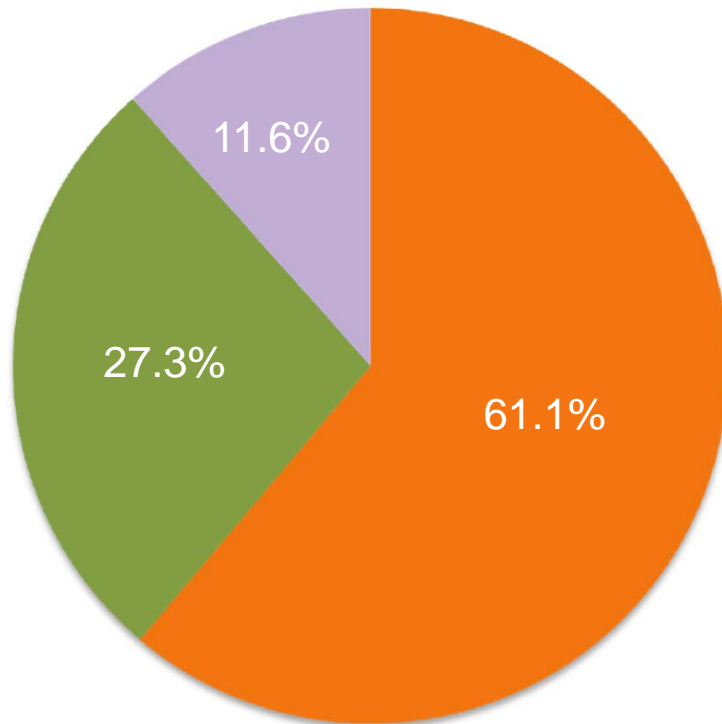


■ Welfare Lotto ■ Welfare VLT ■ Welfare Scratch Cards

# Sports Lottery Sales Performance

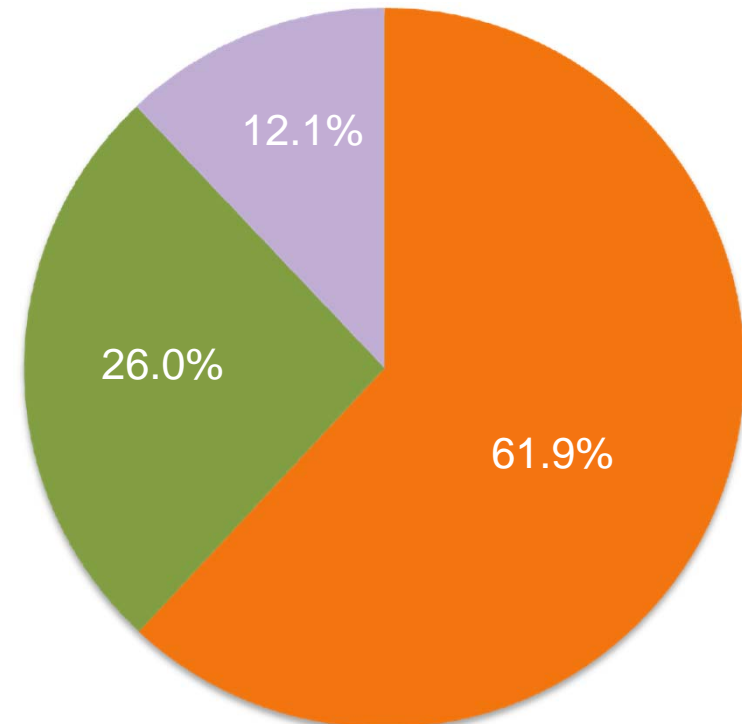
- ✓ Sports Lottery sales increased by 6.8% YoY to RMB 13.827 billion in April 2014, accounted for 43.85% of total lottery sales. Lotto games, Single Match Game and Instant Scratch Cards accounted for 61.15%, 27.26% and 11.59% of total Sports Lottery sales, respectively.
- ✓ In the first four months of 2014, Sports Lottery sales increased by 13.9% YoY to RMB 47.523 billion, accounted for 42.60% of total lottery sales. Lotto games, Single Match Game and Instant Scratch Cards accounted for 61.93%, 26.01% and 12.06% of total Sports Lottery sales, respectively.

## April 2014 Sports Lottery Market Share by Type



■ Sports Lotto ■ Sports SMG ■ Sports Scratch Cards

## Jan – Apr 2014 Sports Lottery Market Share by Type



■ Sports Lotto ■ Sports SMG ■ Sports Scratch Cards

# Lottery Sales in April and First Four Months of 2014

	April 2014 (RMB/Billion)	April 2013 (RMB/Billion)	Change (%)	Jan – Apr 2014 (RMB/Billion)	Jan – Apr 2013 (RMB/Billion)	Change (%)
<b>Welfare Lottery</b>	<b>17.702</b>	<b>15.611</b>	<b>+13.4%</b>	<b>64.039</b>	<b>55.886</b>	<b>+14.6%</b>
- Lotto	12.777	11.299	+13.1%	45.966	40.768	+12.7%
- Video Lottery Terminal	3.108	2.410	+29.0%	11.441	9.054	+26.4%
- Instant Scratch Card	1.817	1.902	-4.5%	6.633	6.064	+9.4%
<b>Sports Lottery</b>	<b>13.827</b>	<b>12.950</b>	<b>+6.8%</b>	<b>47.523</b>	<b>41.736</b>	<b>+13.9%</b>
- Lotto	8.455	7.516	+12.5%	29.430	25.742	+14.3%
- Single Match Game	3.770	3.726	+1.2%	12.362	10.385	+19.0%
- Instant Scratch Card	1.602	1.708	-6.2%	5.732	5.608	+2.2%
<b>Total</b>	<b>31.529</b>	<b>28.561</b>	<b>+10.4%</b>	<b>111.563</b>	<b>97.622</b>	<b>+14.3%</b>