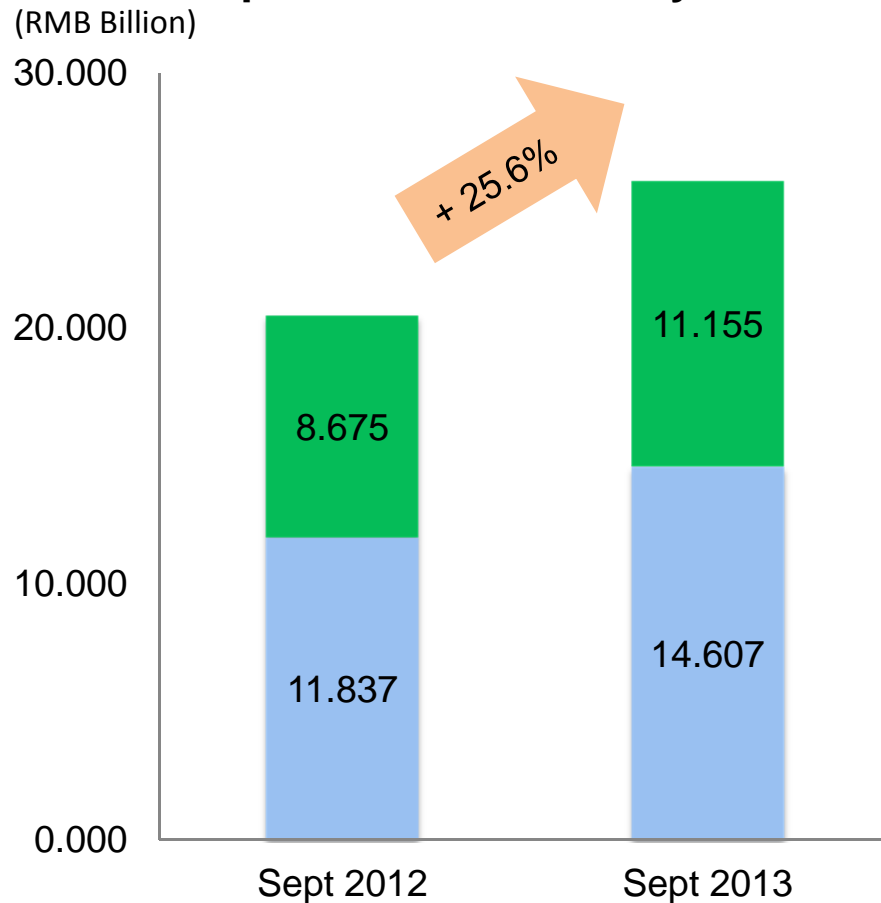


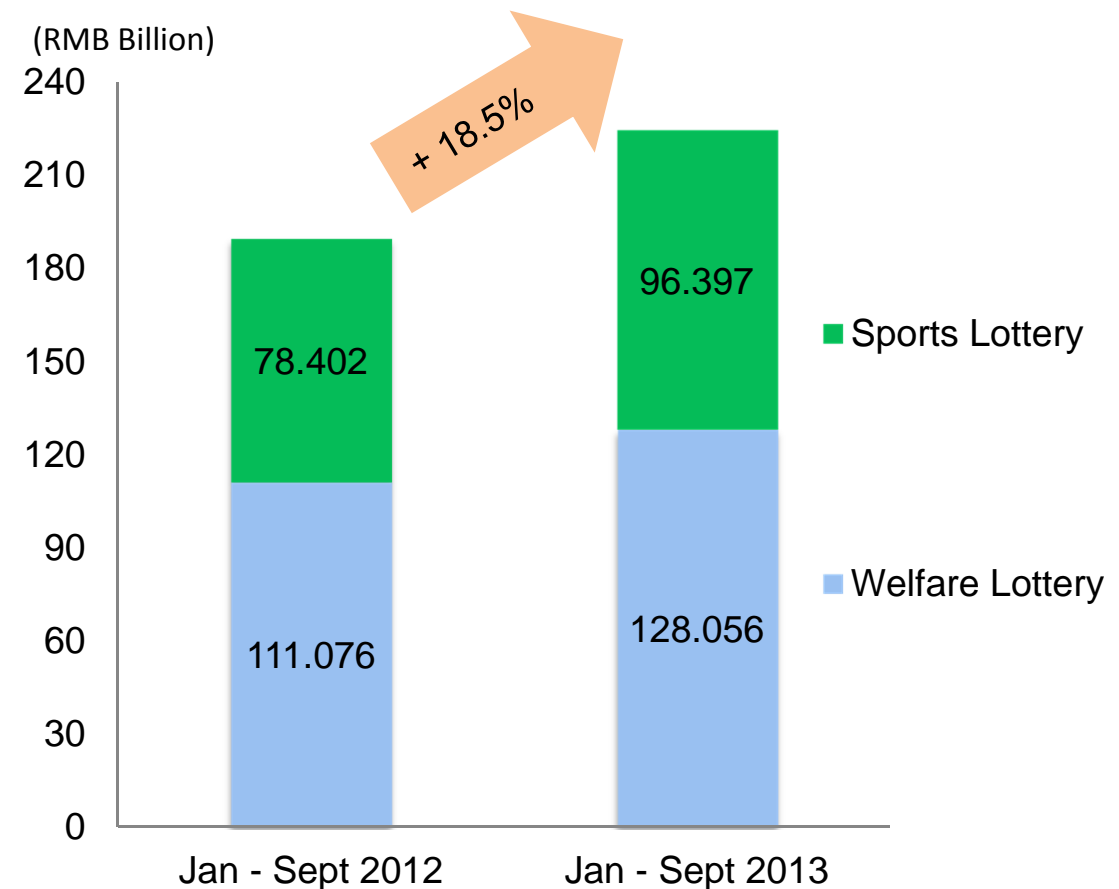
China Lottery Sales Performance

- ✓ Announced by the Ministry of Finance, total lottery sales in September of 2013 increased by 25.6% YoY to RMB 25.762 billion from RMB 20.512 billion for the same period last year.
- ✓ Total lottery sales for the first nine months of 2013 increased by 18.5% YoY to RMB 224.453 billion, compared to RMB 189.478 billion for the same period last year.

September 2013 Lottery Sales



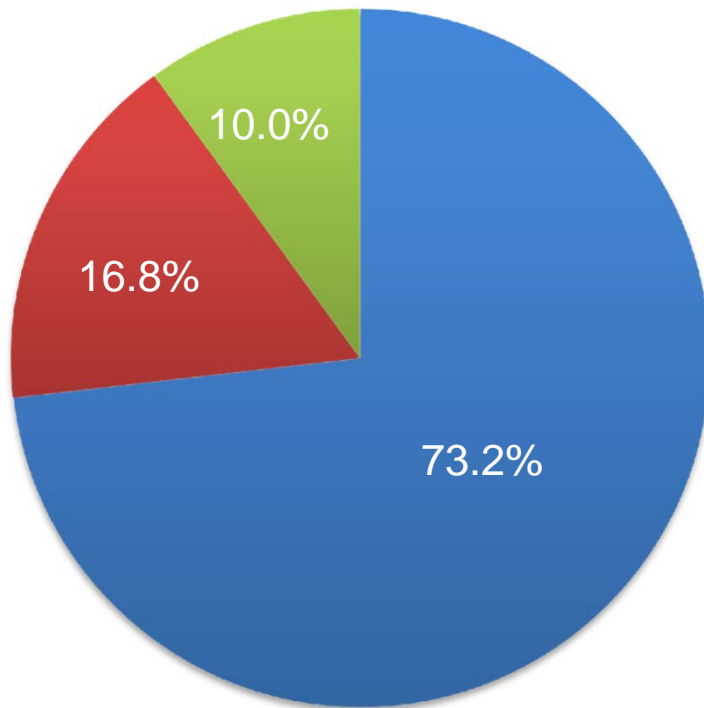
Jan - Sept 2013 Lottery Sales



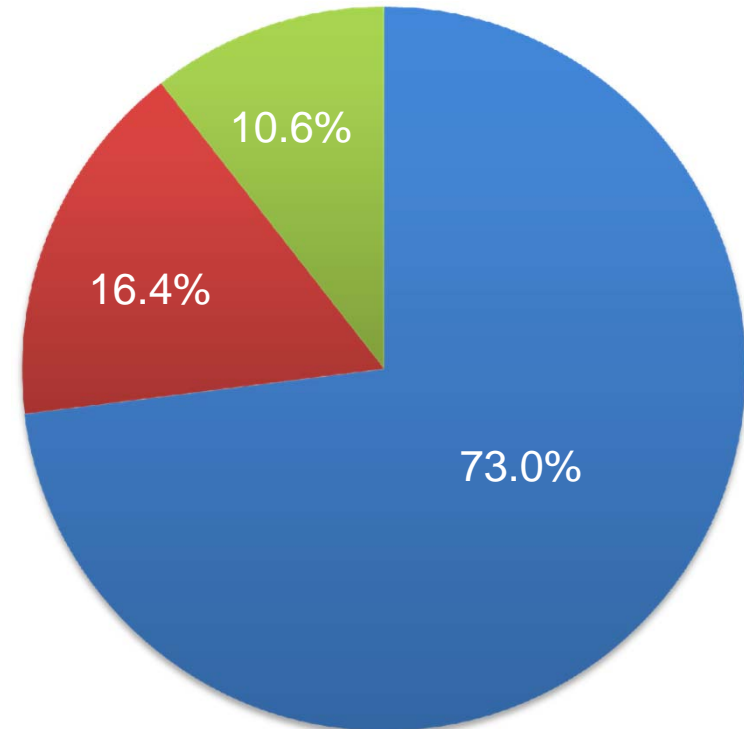
Welfare Lottery Sales Performance

- ✓ Welfare Lottery sales increased by 23.4% YoY to RMB 14.607 billion in September 2013, accounted for 56.70% of total lottery sales. Lotto games, VLT and Instant Scratch Cards accounted for 73.18%, 16.79% and 10.02% of total welfare lottery sales, respectively.
- ✓ In first nine months of 2013, Welfare Lottery sales increased by 15.3% YoY to RMB 128.056 billion, accounted for 57.05% of total lottery sales. Lotto games, VLT and Instant Scratch Cards accounted for 73.01%, 16.44% and 10.55% of total welfare lottery sales, respectively.

September 2013 Welfare Lottery Market Share by Type



Jan – Sept 2013 Welfare Lottery Market Share by Type



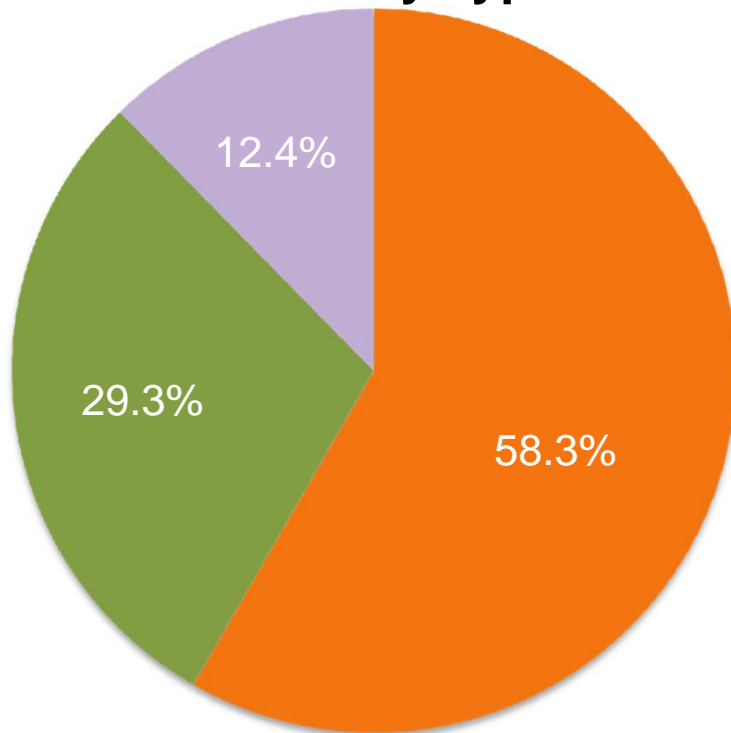
■ Welfare Lotto ■ Welfare VLT ■ Welfare Scratch Cards

■ Welfare Lotto ■ Welfare VLT ■ Welfare Scratch Cards

Sports Lottery Sales Performance

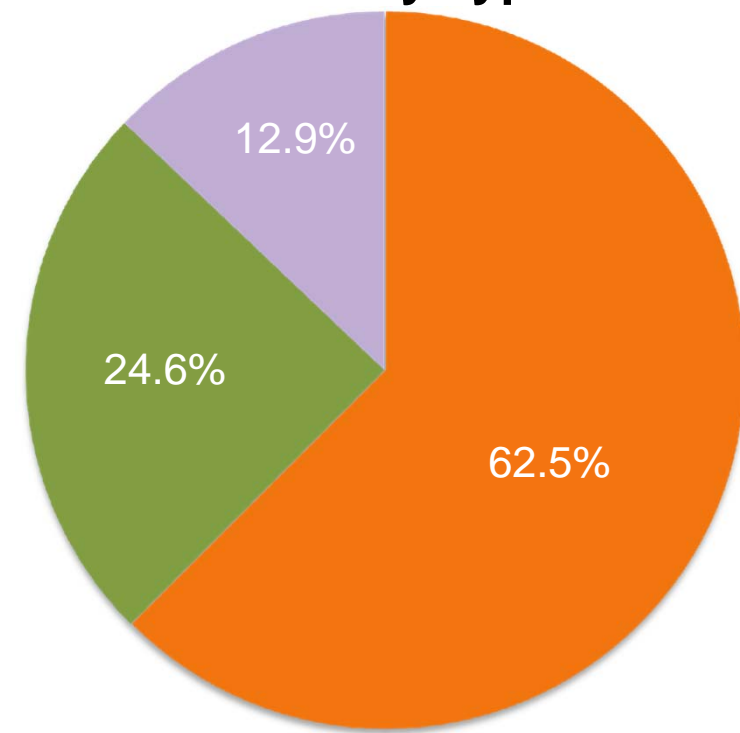
- ✓ Sports Lottery sales increased by 28.6% YoY to RMB 11.155 billion in September 2013, accounted for 43.30% of total lottery sales. Lotto games, Single Match Game and Instant Scratch Cards accounted for 58.31%, 29.34% and 12.35% of total Sports Lottery sales, respectively.
- ✓ In first nine months of 2013, Sports Lottery sales increased by 23.0% YoY to RMB 96.397 billion, accounted for 42.95% of total lottery sales. Lotto games, Single Match Game and Instant Scratch Cards accounted for 62.50%, 24.59% and 12.90% of total Sports Lottery sales, respectively.

September 2013 Lottery Market Share by Type



■ Sports Lotto ■ Sports SMG ■ Sports Scratch Cards

Jan – Sept 2013 Lottery Market Share by Type



■ Sports Lotto ■ Sports SMG ■ Sports Scratch Cards

Lottery Sales in September and First Nine Months of 2013

	Sept 2013 (RMB/Billion)	Sept 2012 (RMB/Billion)	Change (%)	Jan – Sept 2013 (RMB/Billion)	Jan - Sept 2012 (RMB/Billion)	Change (%)
Welfare Lottery	14.607	11.837	+23.4	128.056	111.076	+15.3
- Lotto	10.690	8.431	+26.8	93.493	80.329	+16.4
- Video Lottery Terminal	2.453	1.964	+24.9	21.047	16.029	+31.3
- Instant Scratch Card	1.464	1.442	+1.5	13.516	14.718	-8.2
Sport Lottery	11.155	8.675	+28.6	96.397	78.402	+23.0
- Lotto	6.504	5.118	+27.1	60.248	45.745	+31.7
- Single Match Game	3.273	2.182	+50.0	23.708	19.178	+23.6
- Instant Scratch Card	1.378	1.375	+0.2	12.440	13.479	-7.7
Total	25.762	20.512	+25.6	224.453	189.478	+18.5