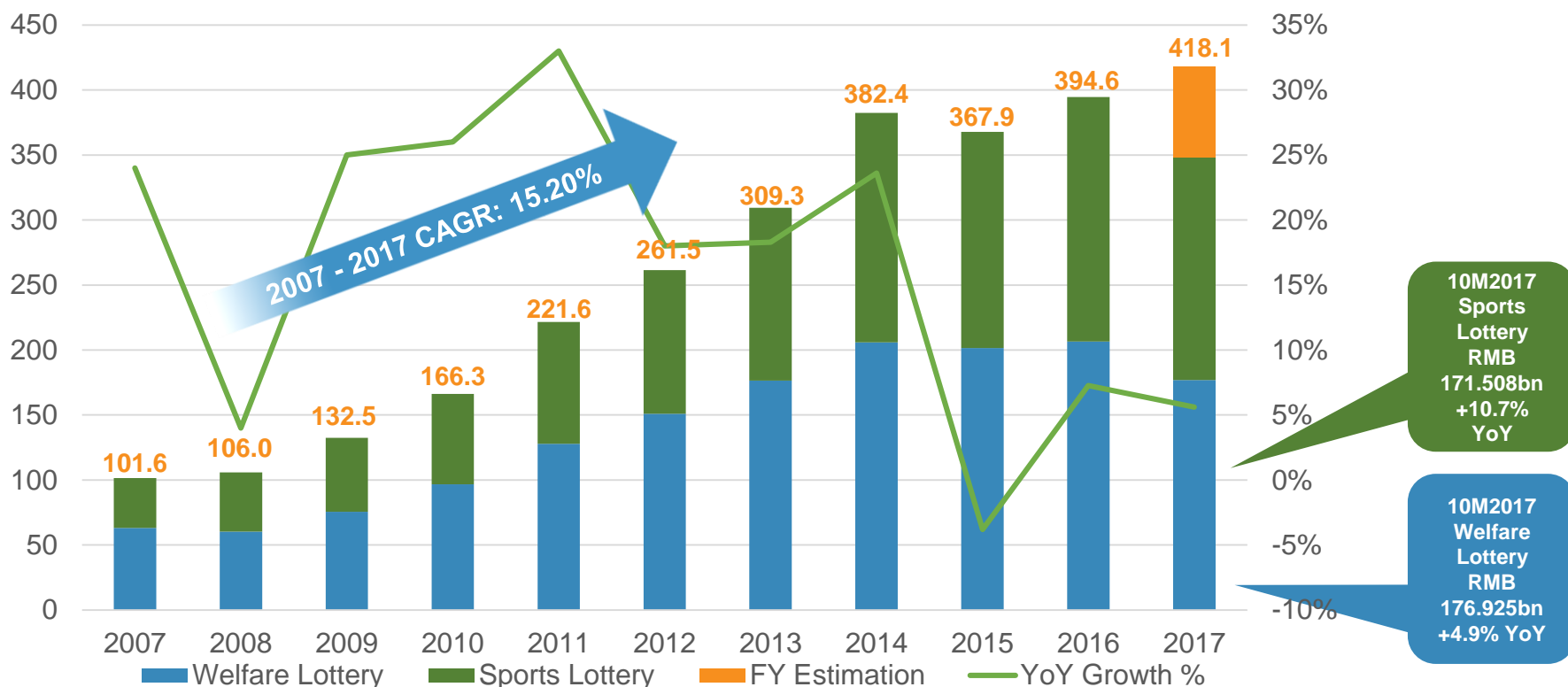


# China Lottery Sales Performance

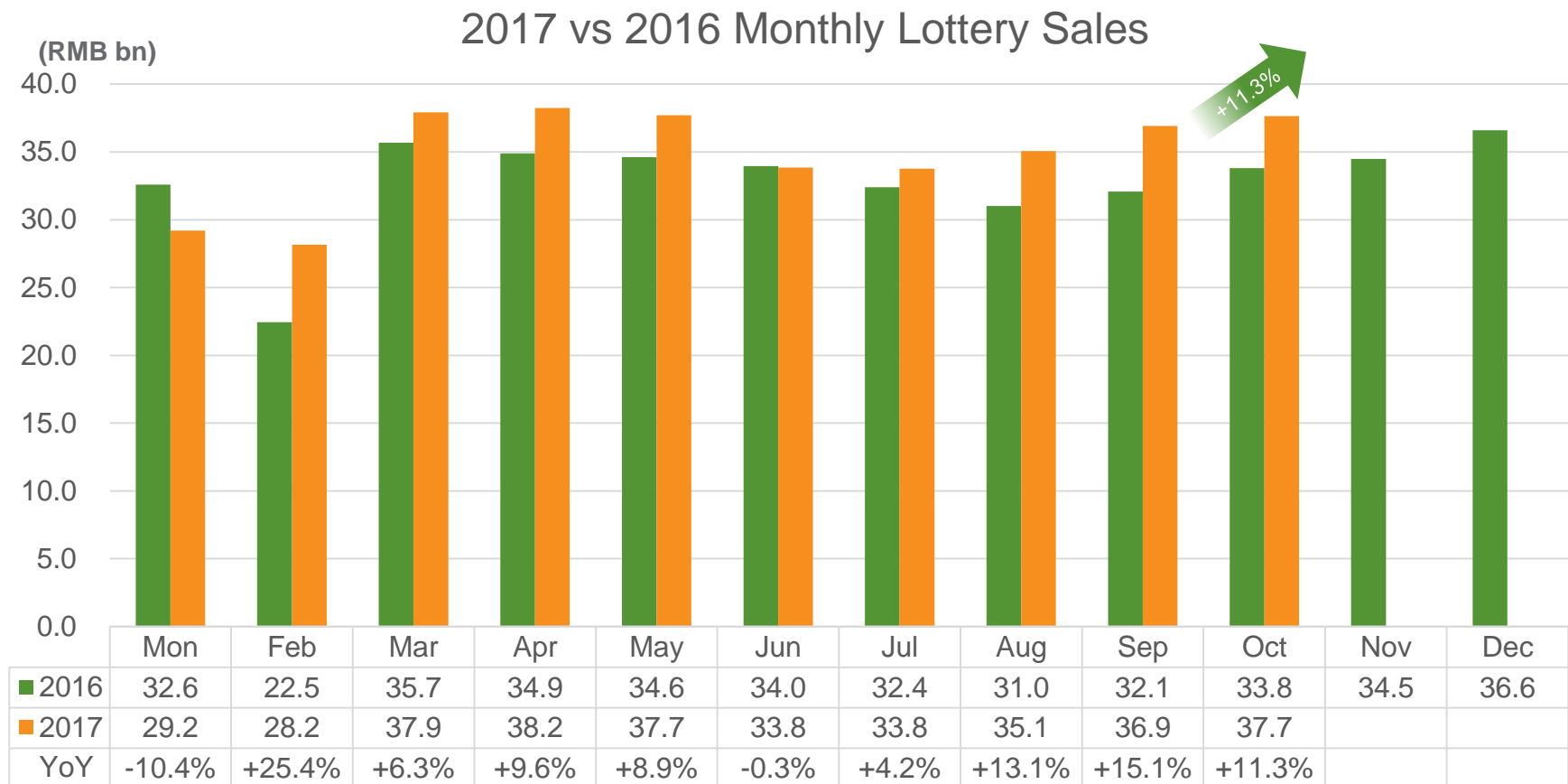
Total sales of China lottery from Jan - Oct 2017 increased by 7.7% YoY to RMB 348.433 billion.

2007-2017 China Lottery Sales Performance



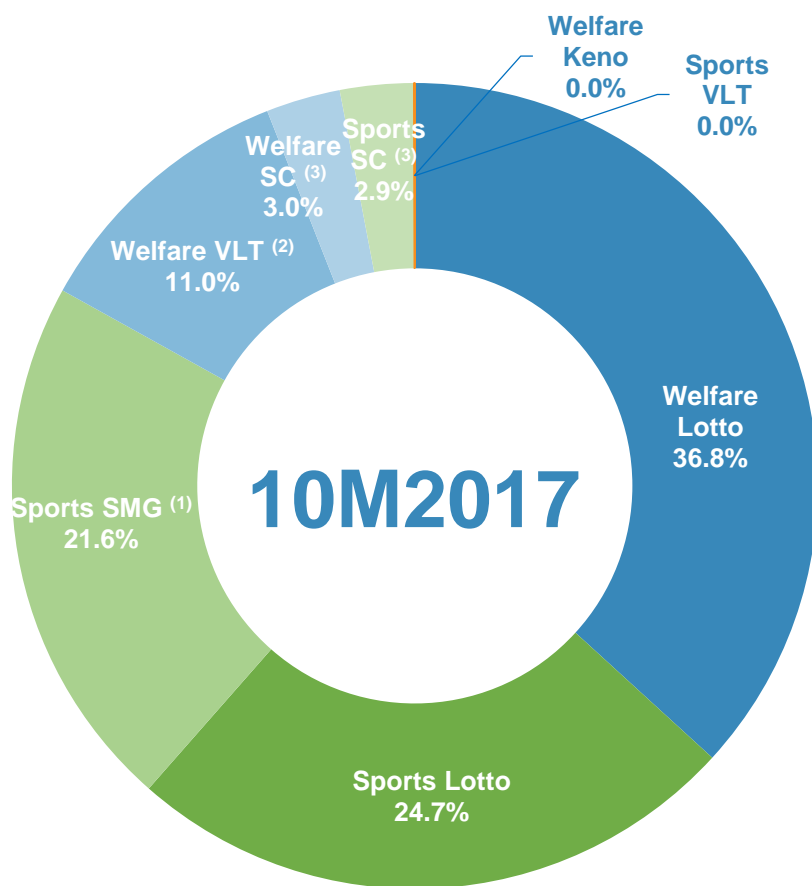
# China Lottery Sales Performance

Total lottery sales in Oct 2017 increased by 11.3% YoY to RMB37.653 billion



# China Lottery Sales in Jan - Oct 2017

Welfare Lottery sales increased by 4.9% YoY to RMB 176.925 billion in Jan - Oct 2017, Sports Lottery sales increased by 10.7% YoY to RMB 171.508 billion in Jan - Oct 2017.



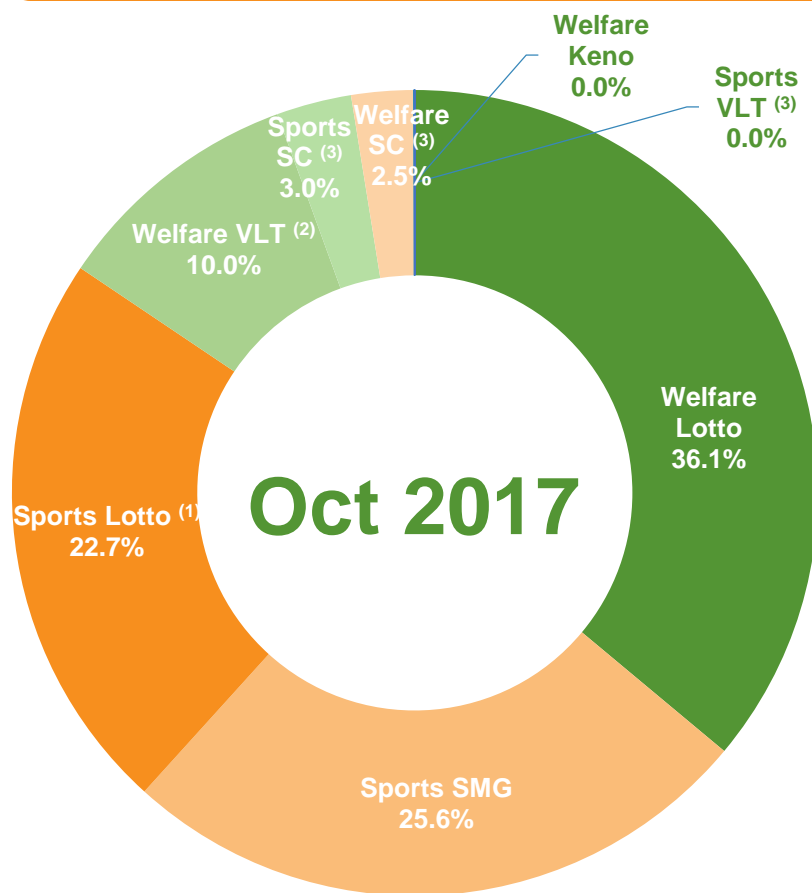
	10M2017 Sales (RMB bn)	YoY	Percentage of Total Sales
<b>Welfare Lottery</b>	<b>176.925</b>	<b>+4.9%</b>	<b>50.8%</b>
▪ Lotto	128.165	+7.3%	36.8%
▪ VLT	38.215	+4.2%	11.0%
▪ Scratch cards	10.387	-15.6%	3.0%
▪ Keno	0.157	-31.8%	0.0%
<b>Sports Lottery</b>	<b>171.508</b>	<b>+10.7%</b>	<b>49.2%</b>
▪ Lotto	86.040	+7.1%	24.7%
▪ SMG	75.211	+19.0%	21.6%
▪ Scratch cards	10.249	-9.8%	2.9%
▪ VLT	0.007	+10.8%	0.0%
<b>Total Lottery</b>	<b>348.433</b>	<b>+7.7%</b>	<b>100.0%</b>

Source: Ministry of Finance

Note: (1) SMG: Single Match Games; (2) VLT: Video Lottery Terminals; (3) SC: Scratch Cards.

# China Lottery Sales in Oct 2017

Welfare Lottery sales increased by 5.8% YoY to RMB 18.312 billion in Oct 2017, Sports Lottery sales increased by 17.1% YoY to RMB 19.341 billion in Oct 2017.



	Oct 2017 Sales (RMB bn)	YoY	Percentage of Total Sales
<b>Welfare Lottery</b>	<b>18.312</b>	<b>+5.8%</b>	<b>48.6%</b>
▪ Lotto	13.580	+10.5%	36.1%
▪ VLT	3.777	+0.1%	10.0%
▪ Scratch cards	0.941	-23.3%	2.5%
▪ Keno	0.014	-22.1%	0.0%
<b>Sports Lottery</b>	<b>19.341</b>	<b>+17.1%</b>	<b>51.4%</b>
▪ Lotto	8.551	+5.0%	22.7%
▪ SMG	9.657	+30.8%	25.6%
▪ Scratch cards	1.133	+14.3%	3.0%
▪ VLT	0.000	-59.3%	0.0%
<b>Total Lottery</b>	<b>37.653</b>	<b>+11.3%</b>	<b>100.0%</b>

Source: Ministry of Finance

Note: (1) SMG: Single Match Games; (2) VLT: Video Lottery Terminals; (3) SC: Scratch Cards.