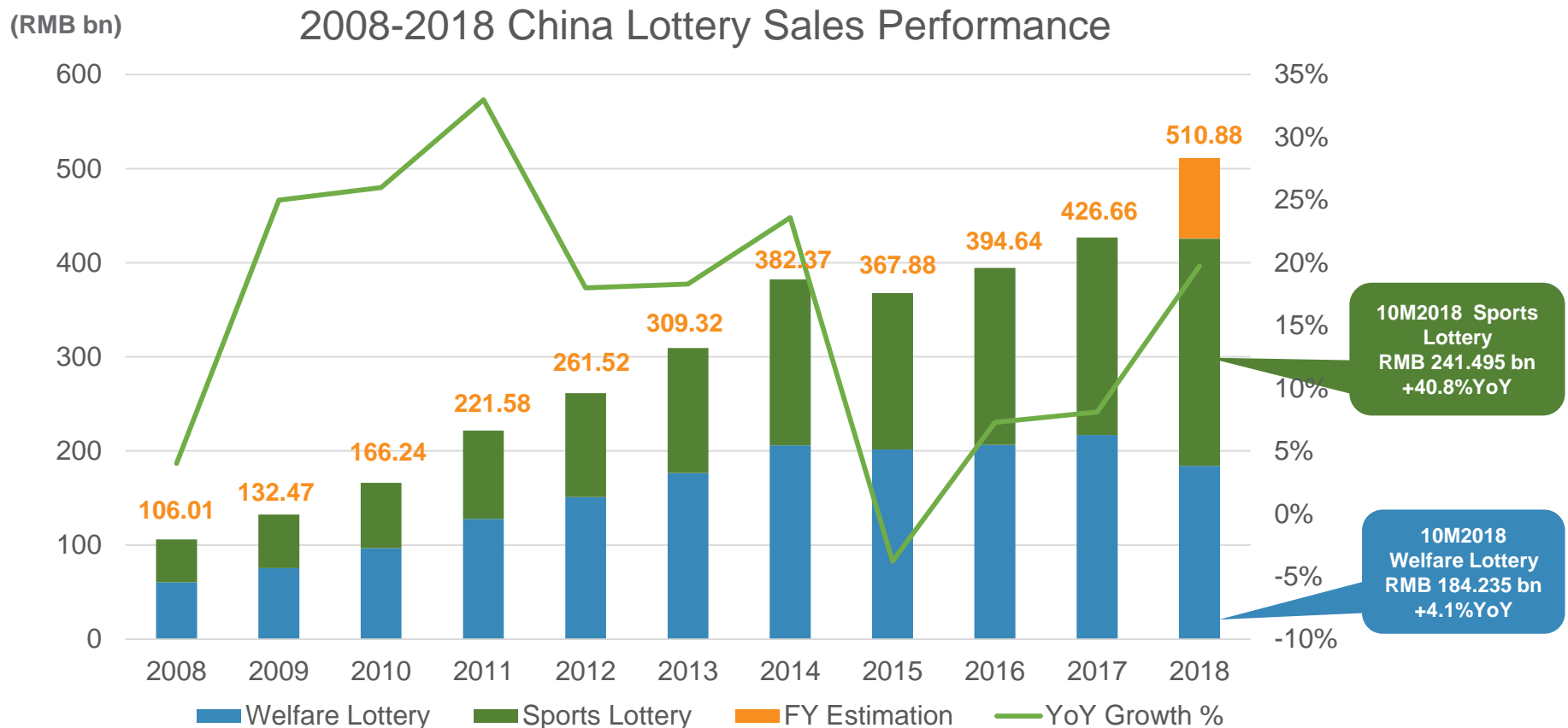


China Lottery Sales Performance

Total sales of China lottery in Jan – Oct 2018 increased by 22.2% YoY to RMB 425.730 billion.

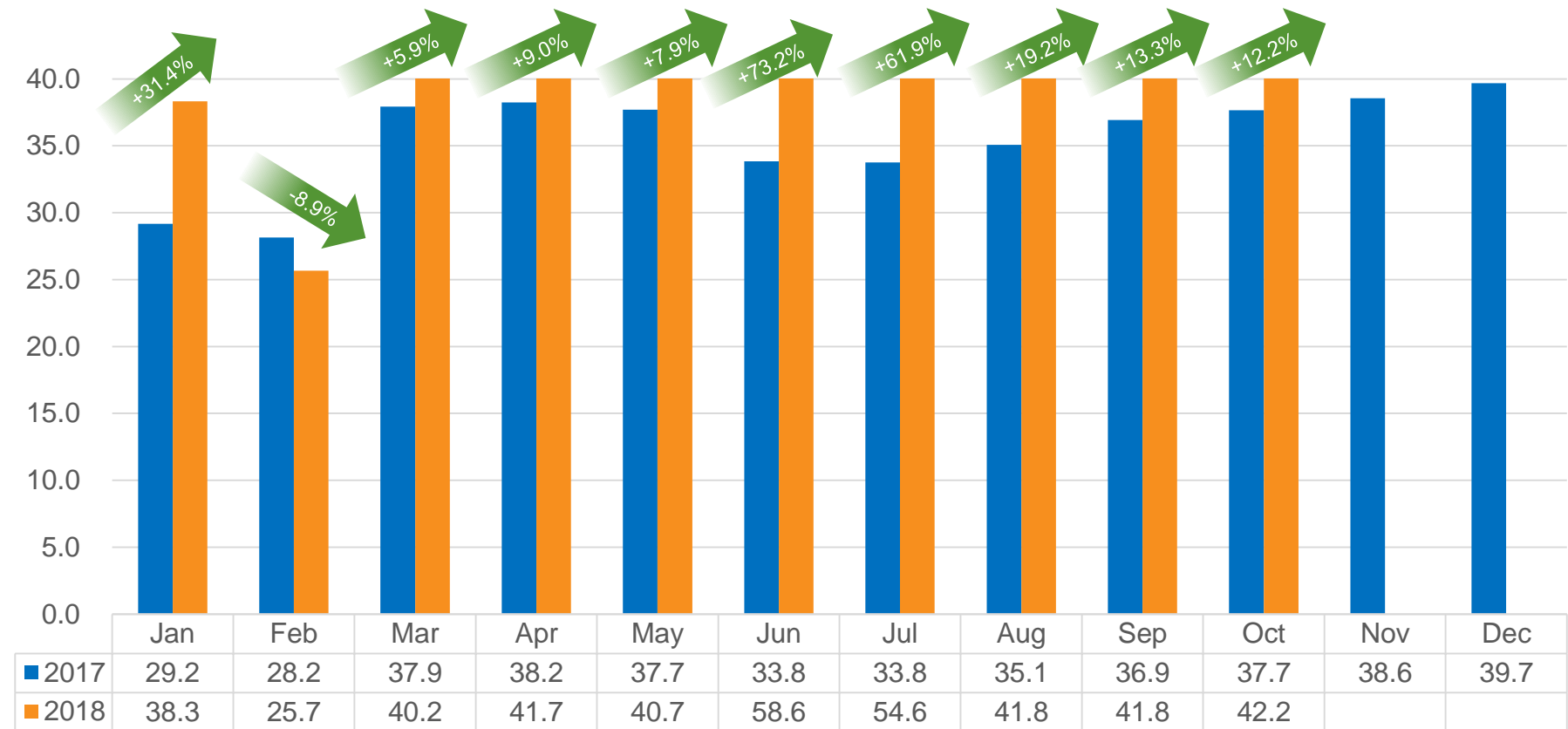


Source: Ministry of Finance (Exclude FY Estimation)

China Lottery Sales Performance

2018 vs 2017 Monthly Lottery Sales

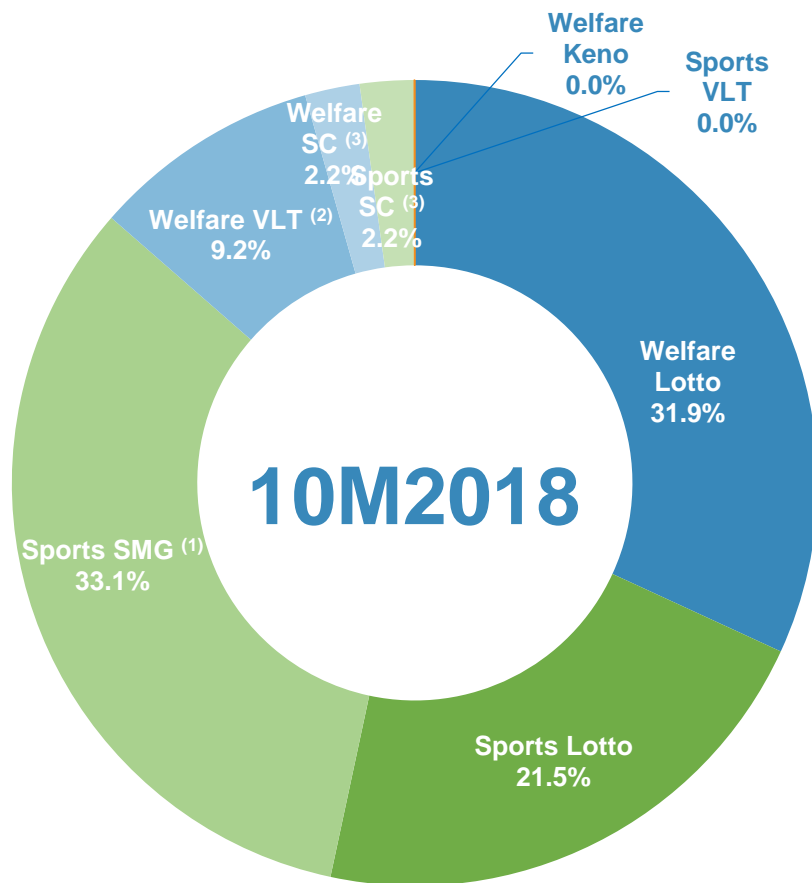
(RMB bn)



Source: Ministry of Finance

China Lottery Sales in Jan - Oct 2018

Welfare Lottery sales increased by 4.1% YoY to RMB 184.235 billion in Jan - Oct 2018, Sports Lottery sales increased by 40.8% YoY to RMB 241.495 billion in Jan - Oct 2018.



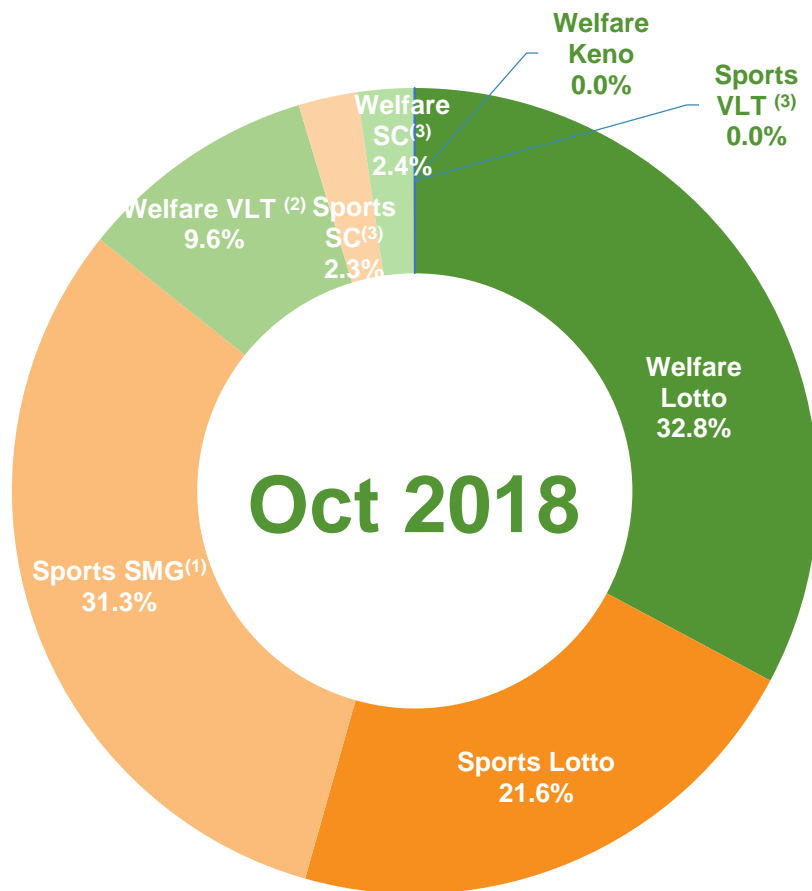
	10M2018 Sales (RMB bn)	YoY (%)	Percentage of Total Sales (%)
Welfare Lottery	184.235	4.1%	43.3%
▪Lotto	135.677	5.9%	31.9%
▪Welfare VLT	39.101	2.3%	9.2%
▪Scratch cards	9.347	-10.0%	2.2%
▪Keno	0.109	-30.7%	0.0%
Sports Lottery	241.495	40.8%	56.7%
▪Lotto	91.486	6.3%	21.5%
▪SMG	140.781	87.2%	33.1%
▪Scratch cards	9.222	-10.0%	2.2%
▪Sports VLT	0.006	-8.4%	0.0%
Total Lottery	425.730	22.2%	100.0%

Source: Ministry of Finance

Note: (1) SMG: Single Match Games; (2) VLT: Video Lottery Terminals; (3) SC: Scratch Cards.

China Lottery Sales in Oct 2018

Welfare Lottery sales increased by 3.3% YoY to RMB 18.923 billion in Oct 2018, Sports Lottery sales increased by 20.5% YoY to RMB 23.308 billion in Oct 2018.



	Oct 2018 Sales (RMB bn)	YoY (%)	Percentage of Total Sales (%)
Welfare Lottery	18.923	3.3%	44.8%
▪Lotto	13.852	2.0%	32.8%
▪Welfare VLT	4.061	7.5%	9.6%
▪Scratch cards	0.999	6.2%	2.4%
▪Keno	0.010	-24.7%	0.0%
Sports Lottery	23.308	20.5%	55.2%
▪Lotto	9.117	6.6%	21.6%
▪SMG	13.235	37.0%	31.3%
▪Scratch cards	0.956	-15.6%	2.3%
▪Sports VLT	0.000	-27.3%	0.0%
Total Lottery	42.232	12.2%	100.0%