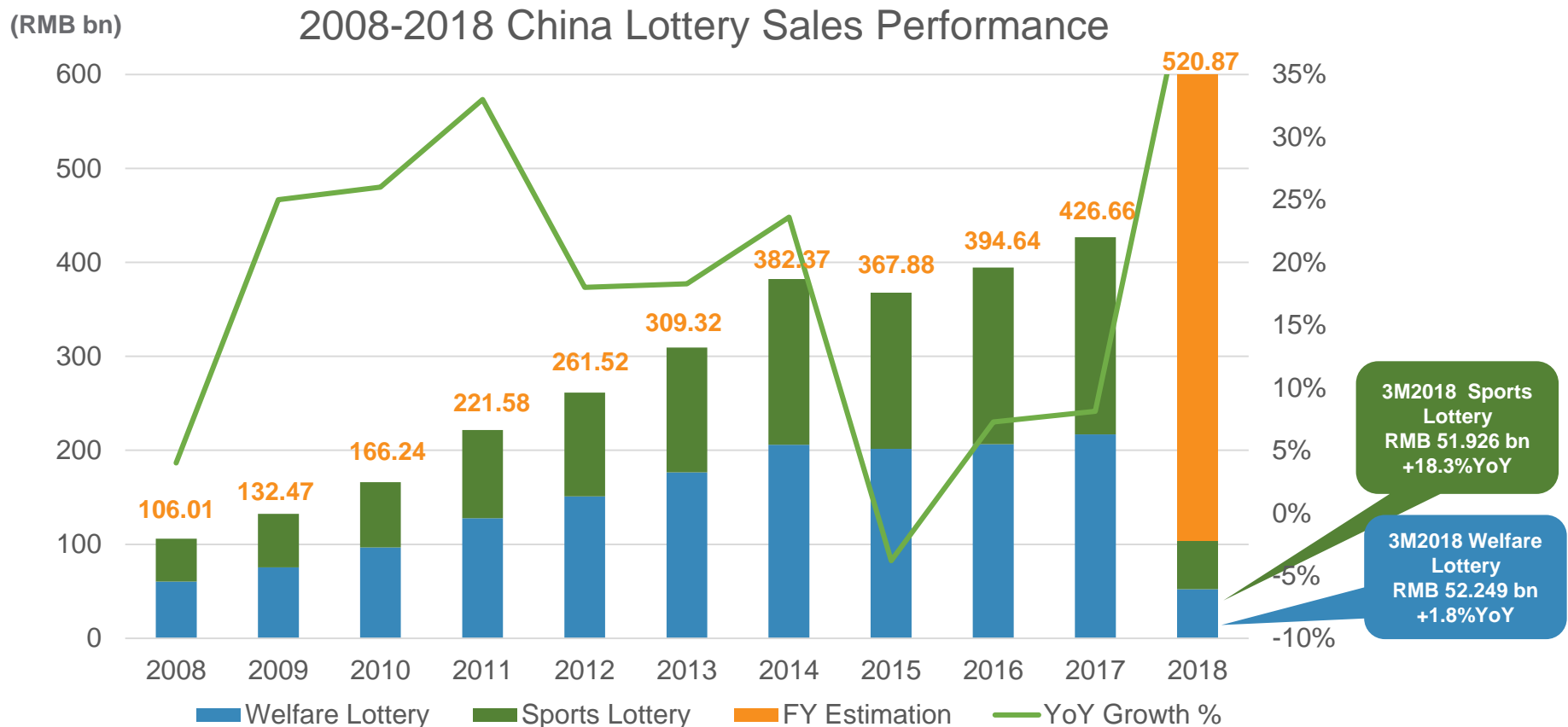


China Lottery Sales Performance

Total sales of China lottery in Jan – Mar 2018 increased by 9.4% YoY to RMB 104.175 billion.

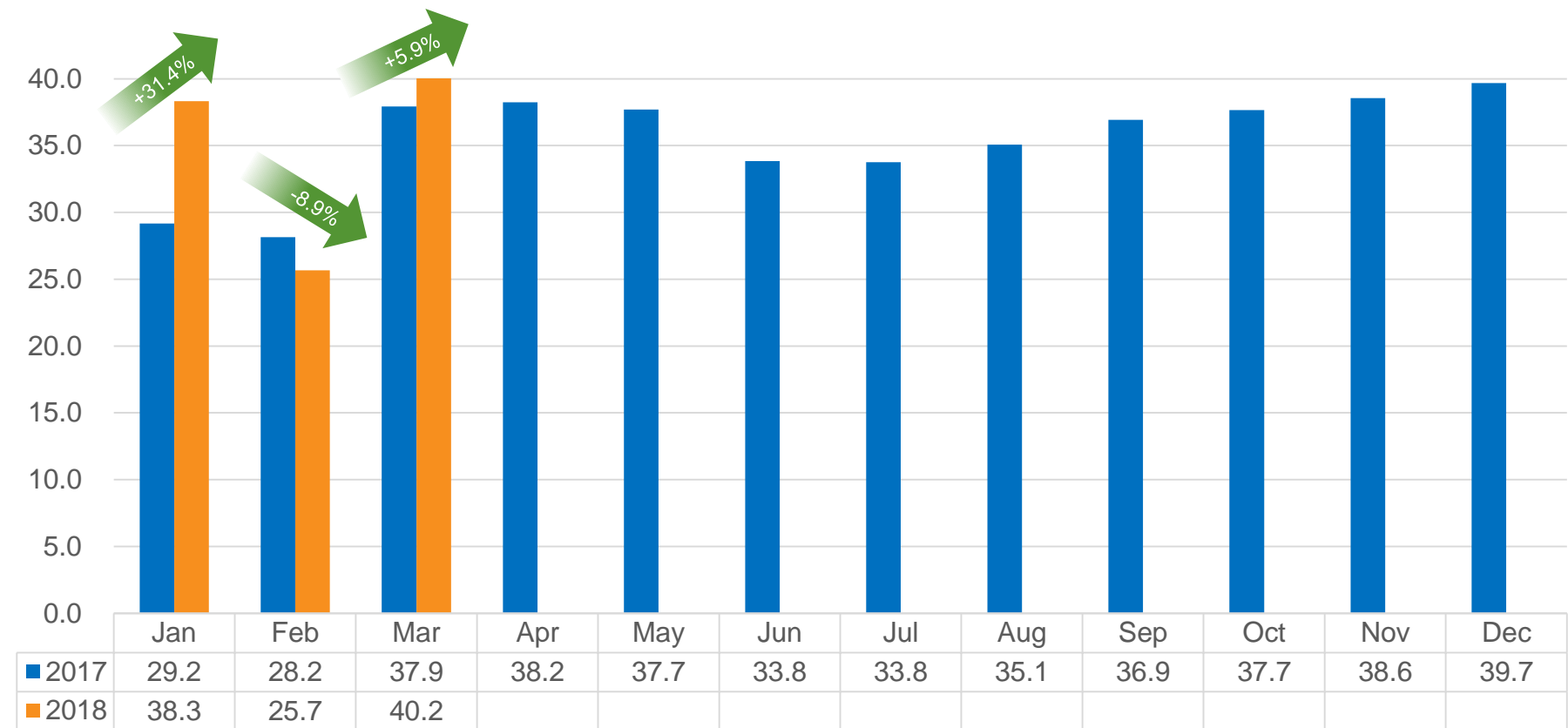


Source: Ministry of Finance (Exclude FY Estimation)

China Lottery Sales Performance

2018 vs 2017 Monthly Lottery Sales

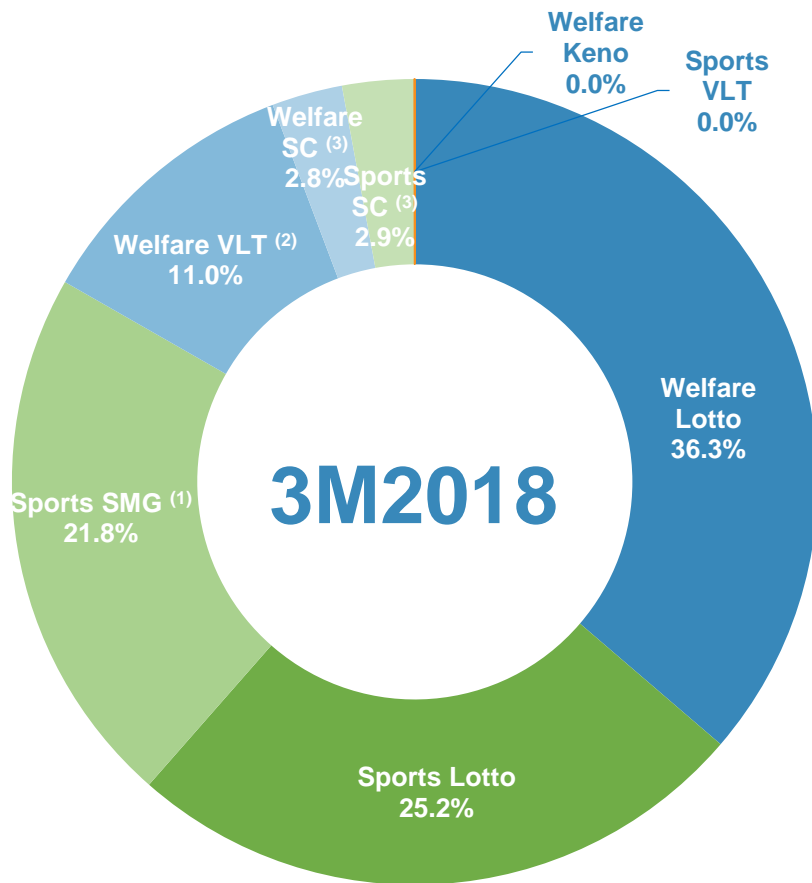
(RMB bn)



Source: Ministry of Finance

China Lottery Sales in Jan - Mar 2018

Welfare Lottery sales increased by 1.8% YoY to RMB 52.249 billion in Jan - Mar 2018, Sports Lottery sales increased by 18.3% YoY to RMB 51.926 billion in Jan - Mar 2018.



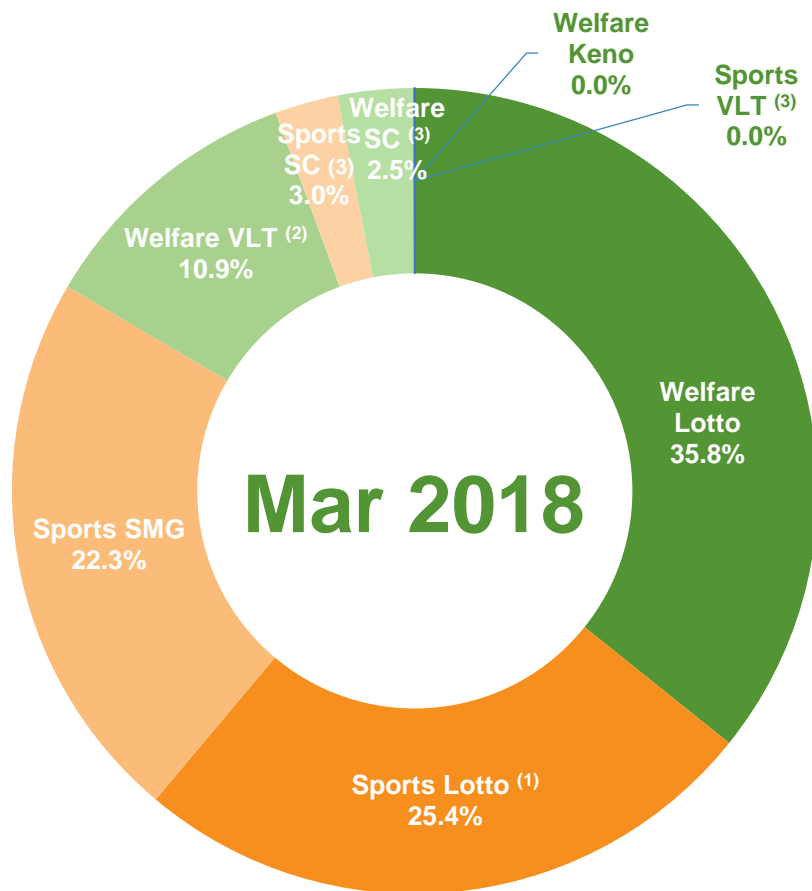
	3M2018 Sales (RMB bn)	YoY (%)	Percentage of Total Sales (%)
Welfare Lottery	52.248	+1.8%	50.2%
▪ Lotto	37.798	+3.1%	36.3%
▪ Welfare VLT	11.460	+0.4%	11.0%
▪ Scratch cards	2.957	-8.3%	2.8%
▪ Keno	0.032	-28.4%	0.0%
Sports Lottery	51.926	+18.3%	49.8%
▪ Lotto	26.232	+9.0%	25.2%
▪ SMG	22.704	+36.2%	21.8%
▪ Scratch cards	2.987	-5.8%	2.9%
▪ Sports VLT	0.001	-41.0%	0.0%
Total Lottery	104.175	+9.4%	100.0%

Source: Ministry of Finance

Note: (1) SMG: Single Match Games; (2) VLT: Video Lottery Terminals; (3) SC: Scratch Cards.

China Lottery Sales in Mar 2018

Welfare Lottery sales decreased by 0.2% YoY to RMB 19.795 billion in Mar 2018, Sports Lottery sales increased by 12.6% YoY to RMB 20.392 billion in Mar 2018.



	Mar 2018 Sales (RMB bn)	YoY (%)	Percentage of Total Sales (%)
Welfare Lottery	19.794	-0.2%	49.3%
▪ Lotto	14.369	-0.4%	35.8%
▪ Welfare VLT	4.390	+2.4%	10.9%
▪ Scratch cards	1.022	-7.3%	2.5%
▪ Keno	0.011	-31.6%	0.0%
Sports Lottery	20.391	+12.6%	50.7%
▪ Lotto	10.189	+1.6%	25.4%
▪ SMG	8.978	+32.7%	22.3%
▪ Scratch cards	1.222	-6.4%	3.0%
▪ Sports VLT	0.001	-8.3%	0.0%
Total Lottery	40.186	+5.9%	100.0%

Source: Ministry of Finance

Note: (1) SMG: Single Match Games; (2) VLT: Video Lottery Terminals; (3) SC: Scratch Cards.