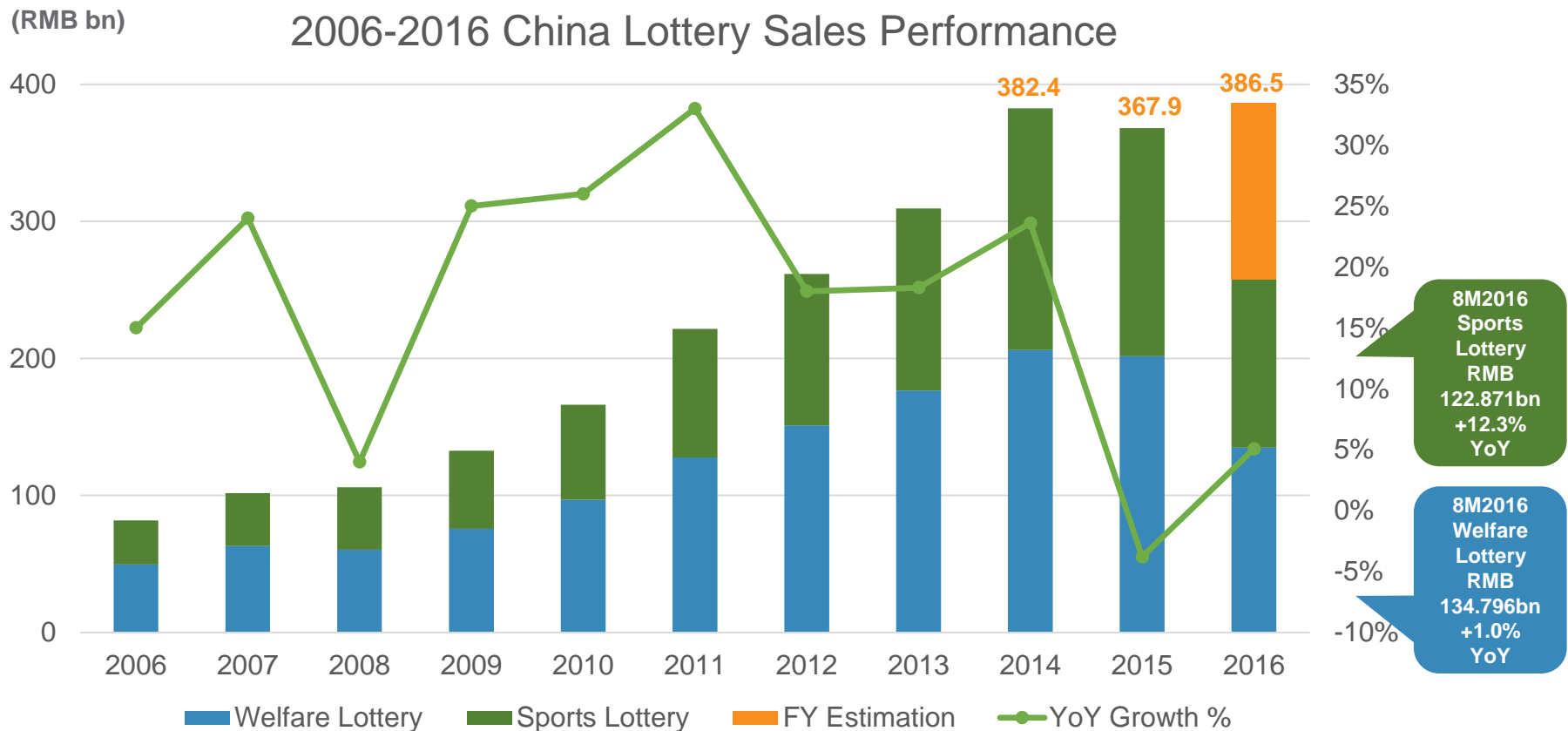


China Lottery Sales Performance

Total sales of China lottery from Jan - Aug 2016 increased by 6.1% YoY to RMB 257.667 billion.

The total sales of China lottery in 2016 is expected to reach RMB 386.50 billion.

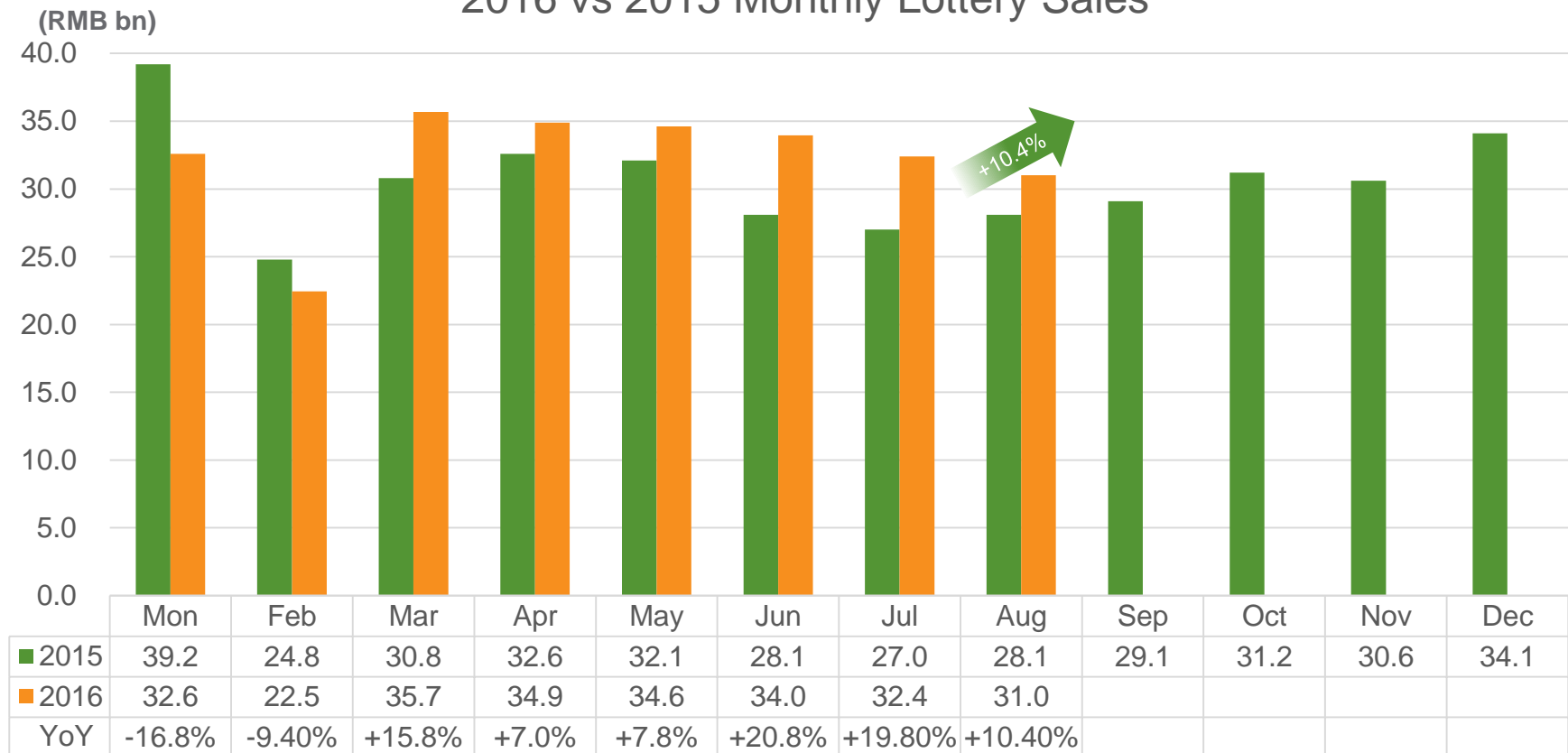


Source: Ministry of Finance (exclude FY Estimation)

China Lottery Sales Performance

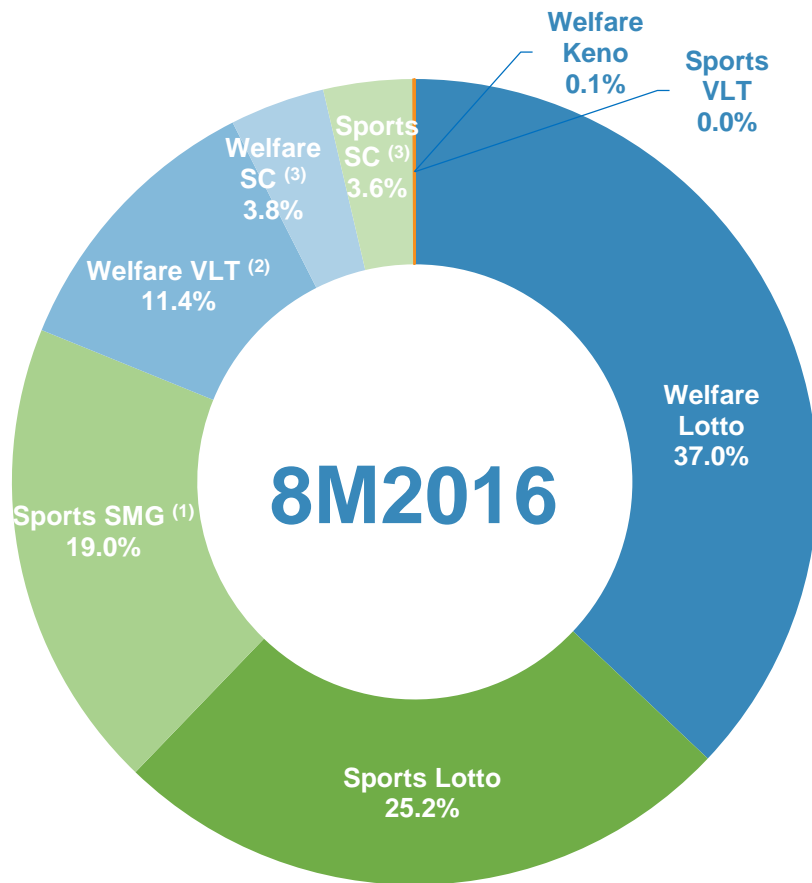
Total lottery sales in Aug 2016 increased by 10.4% YoY to RMB 31.012 billion

2016 vs 2015 Monthly Lottery Sales



China Lottery Sales in Jan - Aug 2016

Welfare Lottery sales increased by 1.0% YoY to RMB 134.796 billion in Jan - Aug 2016, Sports Lottery sales increased by 12.3% YoY to RMB 122.871 billion in Jan - Aug 2016.



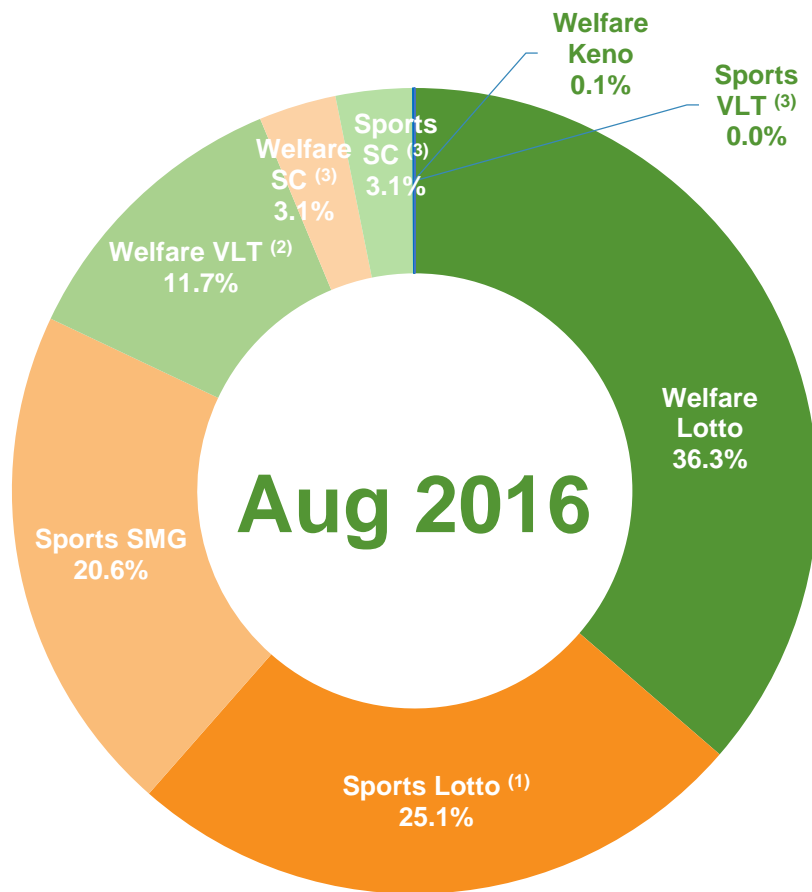
	8M2016 Sales (RMB bn)	YoY (%)	Percentage of Total Sales (%)
Welfare Lottery	134.796	+1.0%	52.3%
▪ Lotto	95.450	+1.1%	37.0%
▪ Welfare VLT	29.329	+4.3%	11.4%
▪ Scratch cards	9.825	-7.2%	3.8%
▪ Keno	0.192	-43.5%	0.1%
Sports Lottery	122.871	+12.3%	47.7%
▪ Lotto	64.809	+2.7%	25.2%
▪ SMG	48.836	+33.4%	19.0%
▪ Scratch cards	9.222	-4.3%	3.6%
▪ Sports VLT	0.0049	+18.1%	0.0%
Total Lottery	257.667	+6.1%	100.0%

Source: Ministry of Finance

Note: (1) SMG: Single Match Games; (2) VLT: Video Lottery Terminals; (3) SC: Scratch Cards.

China Lottery Sales in Aug 2016

Welfare Lottery sales increased by 5.8% YoY to RMB 15.889 billion in Aug 2016, Sports Lottery sales increased by 15.7% YoY to RMB 15.123 billion in Aug 2016.



	Aug 2016 Sales (RMB bn)	YoY (%)	Percentage of Total Sales (%)
Welfare Lottery	15.889	+5.8%	51.2%
▪ Lotto	11.271	+8.3%	36.3%
▪ Welfare VLT	3.628	+5.1%	11.7%
▪ Scratch cards	0.964	-15.1%	3.1%
▪ Keno	0.026	+8.5%	0.1%
Sports Lottery	15.123	+15.7%	48.8%
▪ Lotto	7.793	+8.1%	25.1%
▪ SMG	6.376	+33.5%	20.6%
▪ Scratch cards	0.954	-12.3%	3.1%
▪ Sports VLT	0.0006	+45.0%	0.0%
Total Lottery	31.012	+10.4%	100.0%

Source: Ministry of Finance

Note: (1) SMG: Single Match Games; (2) VLT: Video Lottery Terminals; (3) SC: Scratch Cards.