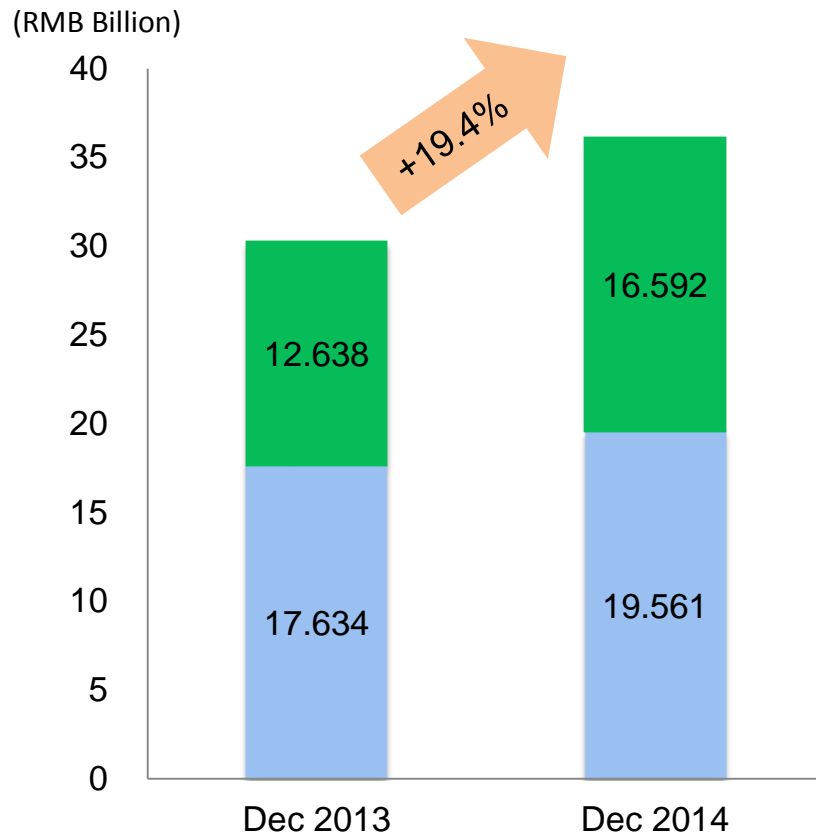


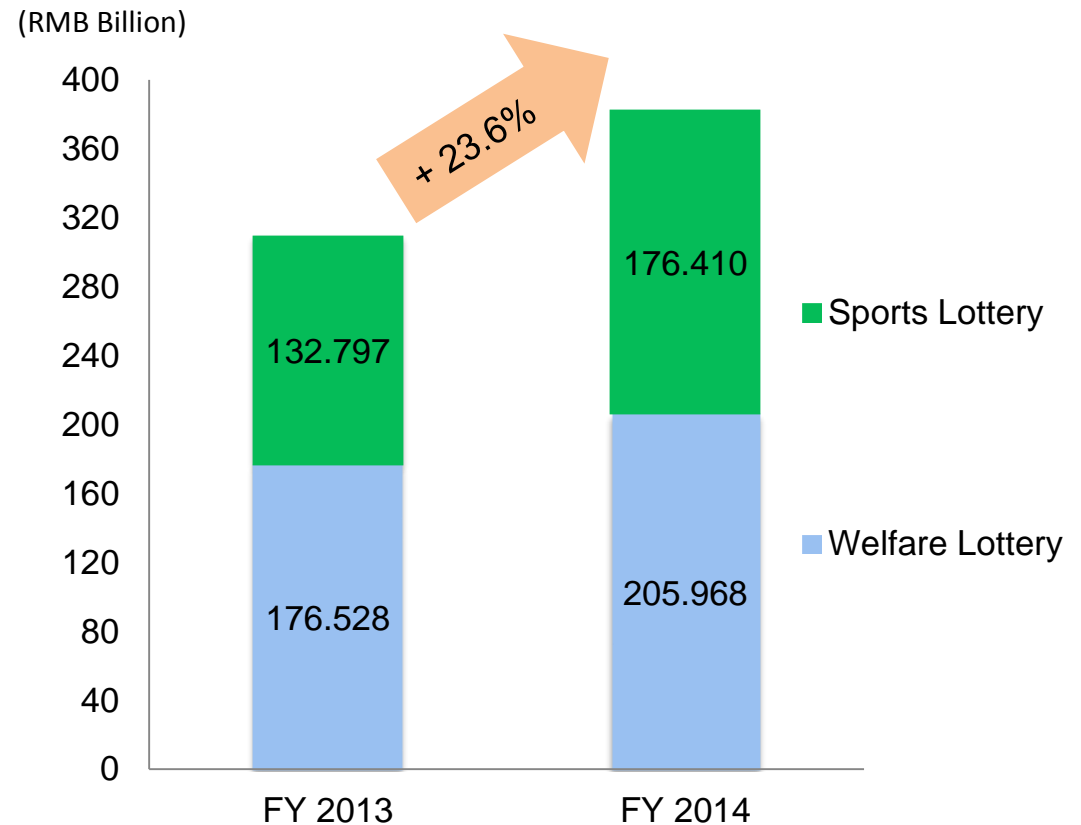
# China Lottery Sales Performance

- ✓ Announced by the Ministry of Finance, total lottery sales in December 2014 increased by 19.4% YoY to RMB 36.153 billion from RMB 30.272 billion for the same period last year.
- ✓ Total lottery sales for FY 2014 increased by 23.6% YoY to RMB 382.378 billion, compared to RMB 309.325 billion for FY 2013.

## December 2014 Lottery Sales



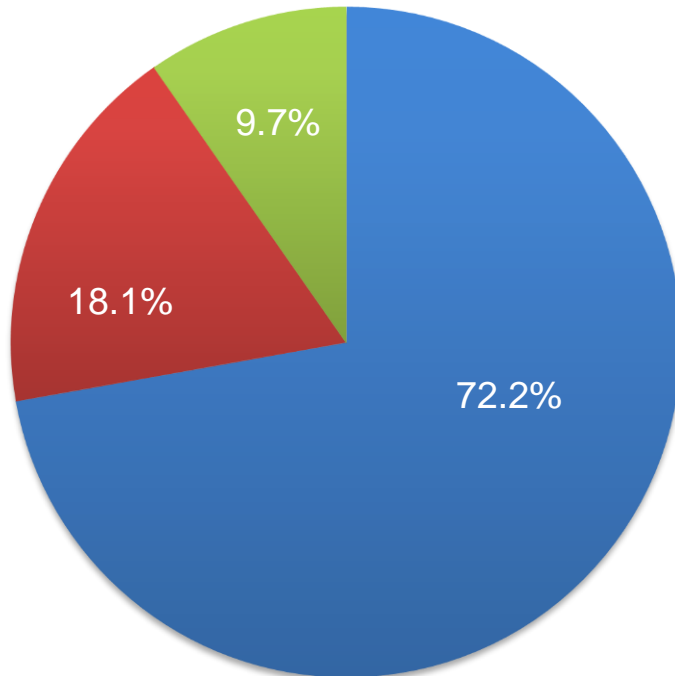
## FY 2014 Lottery Sales



# Welfare Lottery Sales Performance

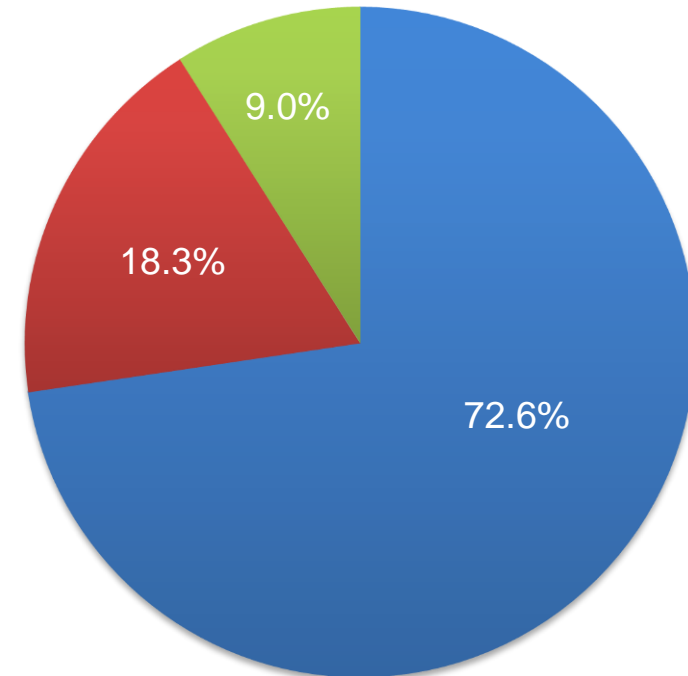
- ✓ Welfare Lottery sales increased by 10.9% YoY to RMB 19.561 billion in December 2014, and accounted for 54.1% of total lottery sales. Lotto games, VLT and Instant Scratch Cards accounted for 72.2%, 18.1% and 9.7% of total welfare lottery sales, respectively.
- ✓ In FY 2014, Welfare Lottery sales increased by 16.7% YoY to RMB 205.968 billion, and accounted for 53.9% of total lottery sales. Lotto games, VLT and Instant Scratch Cards accounted for 72.6%, 18.3% and 9.0% of total welfare lottery sales, respectively.

## December 2014 Welfare Lottery Market Share by Type



■ Welfare Lotto ■ Welfare VLT ■ Welfare Scratch Cards

## FY 2014 Welfare Lottery Market Share by Type

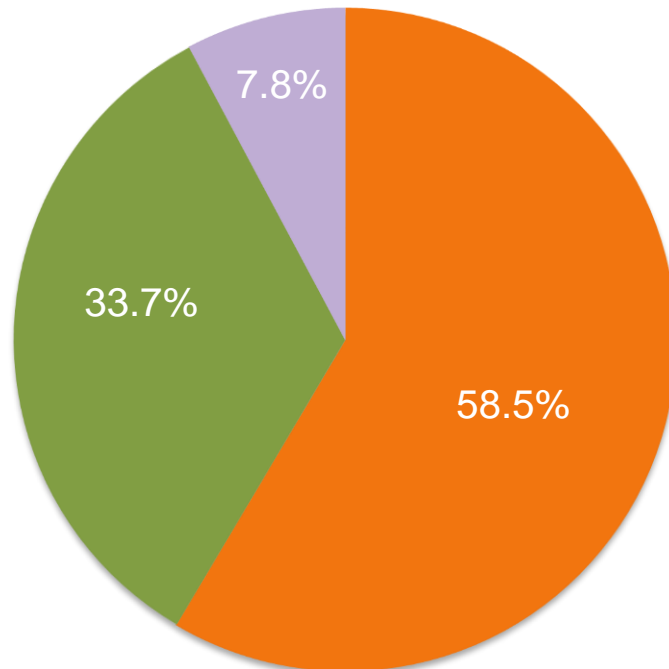


■ Welfare Lotto ■ Welfare VLT ■ Welfare Scratch Cards<sub>2</sub>

# Sports Lottery Sales Performance

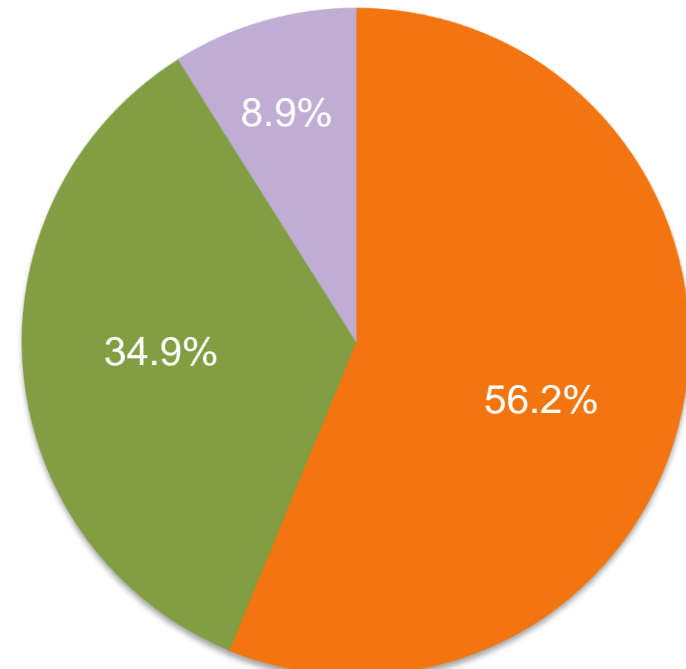
- ✓ Sports Lottery sales increased by 31.3% YoY to RMB 16.592 billion in December 2014, and accounted for 45.9% of total lottery sales. Lotto games, Single Match Game and Instant Scratch Cards accounted for 58.5%, 33.7% and 7.8% of total Sports Lottery sales, respectively.
- ✓ In FY 2014, Sports Lottery sales increased by 32.8% YoY to RMB 176.410 billion, and accounted for 46.1% of total lottery sales. Lotto games, Single Match Game and Instant Scratch Cards accounted for 56.2%, 34.9% and 8.9% of total Sports Lottery sales, respectively.

## December 2014 Sports Lottery Market Share by Type



■ Sports Lotto ■ Sports SMG ■ Sports Scratch Cards

## FY 2014 Sports Lottery Market Share by Type



■ Sports Lotto ■ Sports SMG ■ Sports Scratch Cards

# Lottery Sales in December 2014 and FY 2014

	December 2014 (RMB/Billion)	December 2013 (RMB/Billion)	Change	FY 2014 (RMB/Billion)	FY 2013 (RMB/Billion)	Change
<b>Welfare Lottery</b>	<b>19.561</b>	<b>17.634</b>	<b>+10.9%</b>	<b>205.968</b>	<b>176.528</b>	<b>+16.7%</b>
- Lotto	14.119	12.805	+10.3%	149.632	129.031	+16.0%
- Video Lottery Terminal	3.542	2.784	+27.2%	37.746	28.939	+30.4%
- Instant Scratch Card	1.900	2.045	-7.1%	18.590	18.558	+0.2%
<b>Sports Lottery</b>	<b>16.592</b>	<b>12.638</b>	<b>+31.3%</b>	<b>176.410</b>	<b>132.797</b>	<b>+32.8%</b>
- Lotto	9.709	7.785	+24.7%	99.177	82.320	+20.5%
- Single Match Game	5.591	3.343	+67.2%	61.480	33.842	+81.7%
- Instant Scratch Card	1.292	1.510	-14.5%	15.753	16.633	-5.3%
<b>Total</b>	<b>36.153</b>	<b>30.272</b>	<b>+19.4%</b>	<b>382.378</b>	<b>309.325</b>	<b>+23.6%</b>