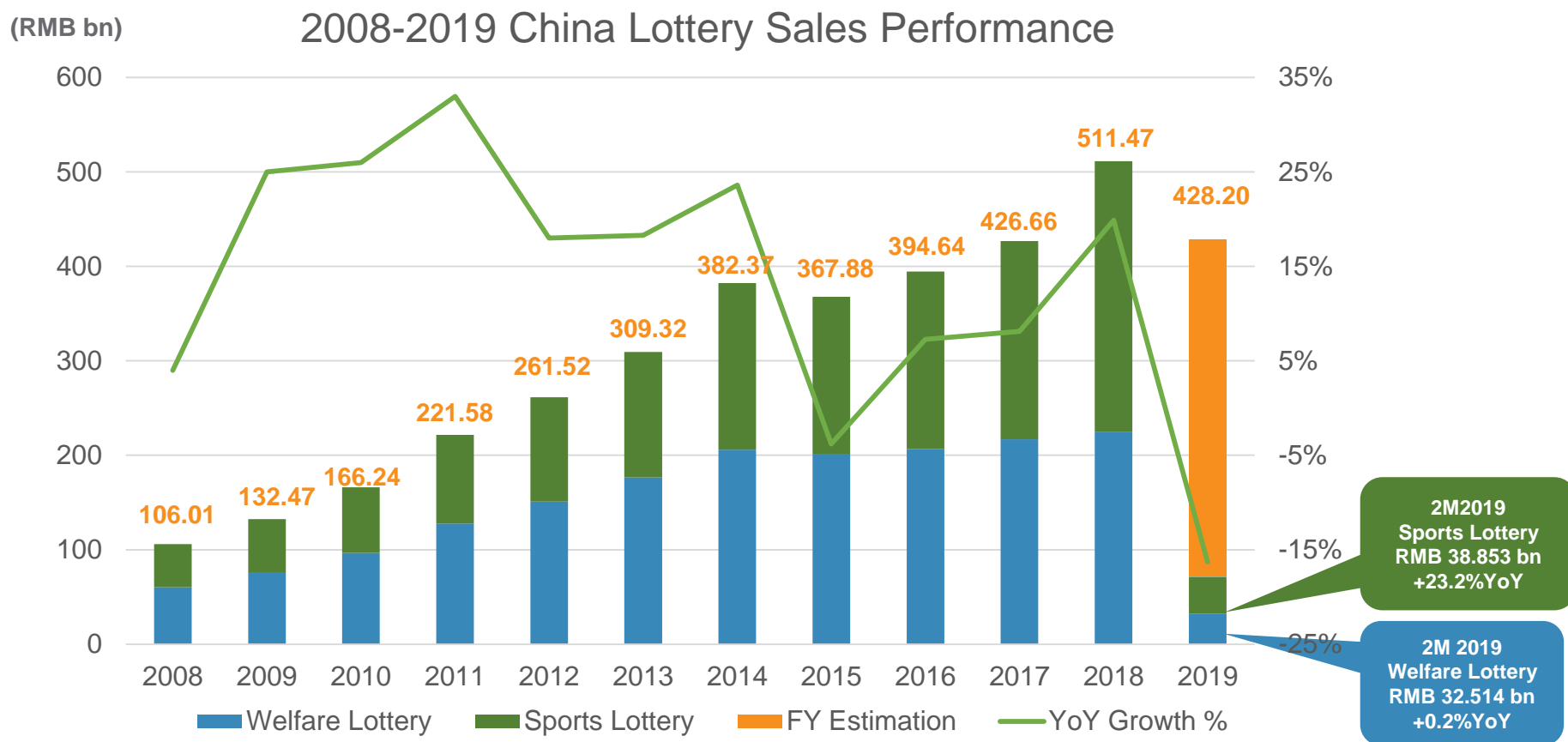


China Lottery Sales Performance

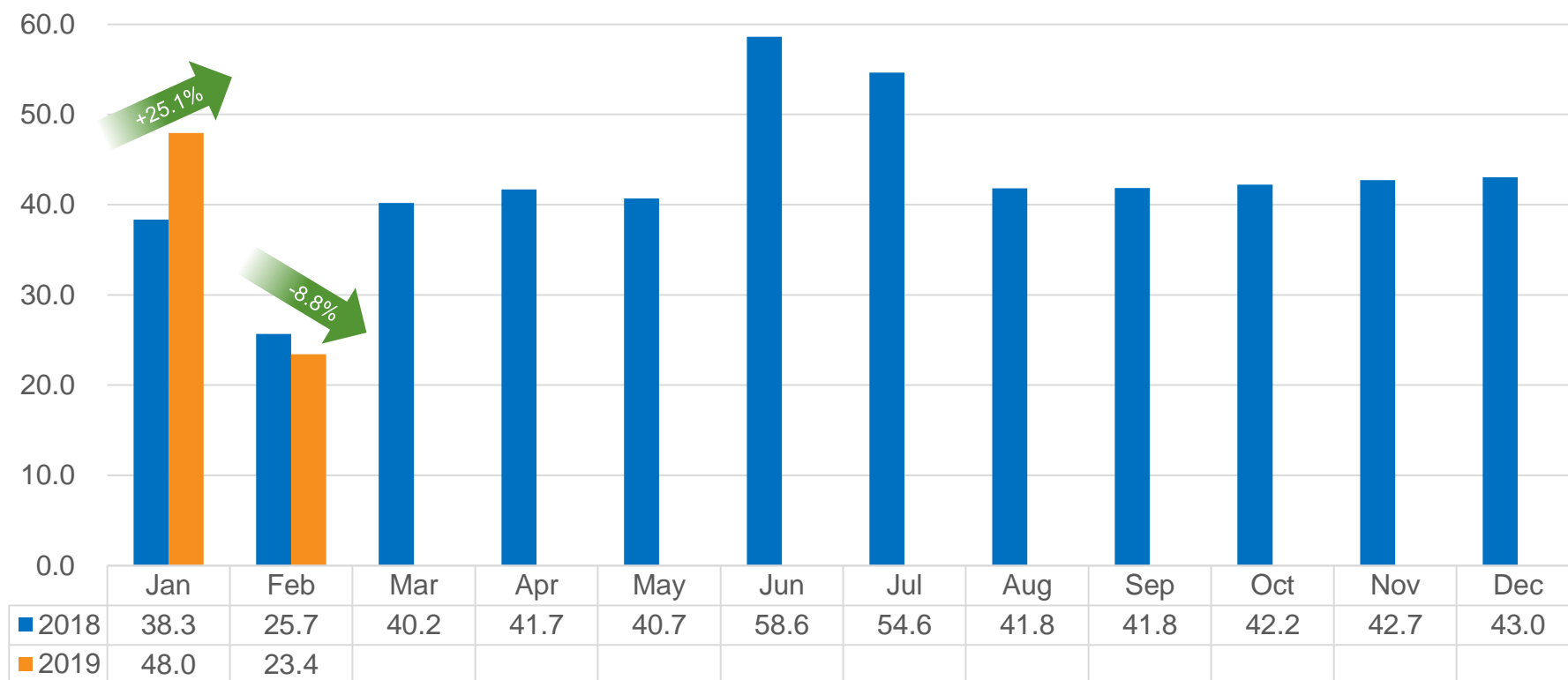
Total sales of China lottery in Jan - Feb 2019 increased by 11.5% YoY to RMB 71.366 billion.



China Lottery Sales Performance

2019 vs 2018 Monthly Lottery Sales

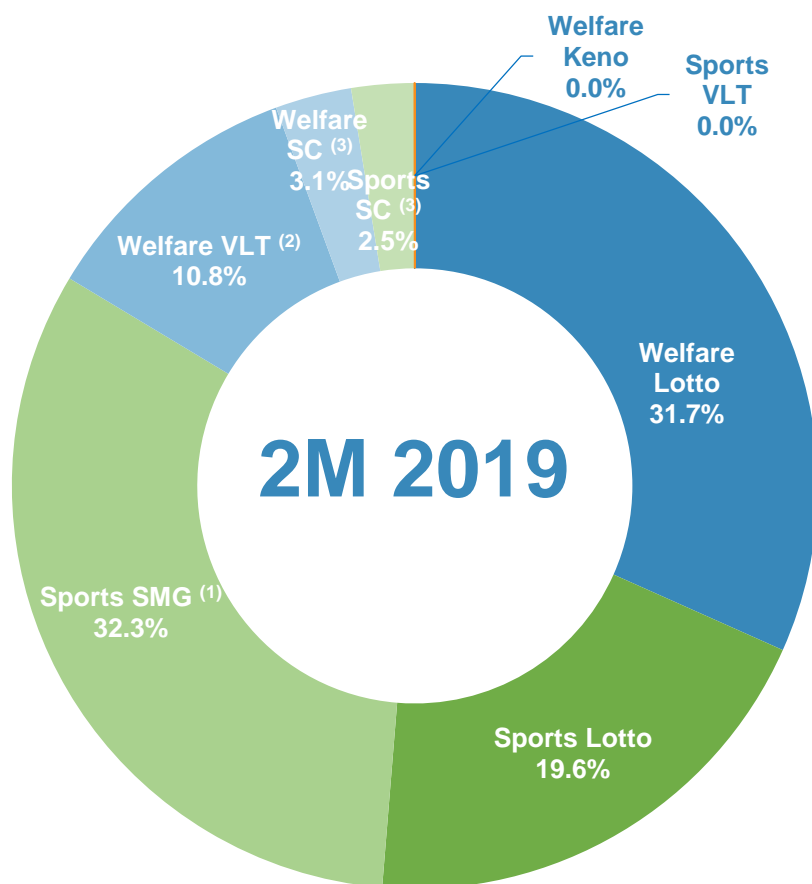
(RMB bn)



Source: Ministry of Finance

China Lottery Sales in Jan - Feb 2019

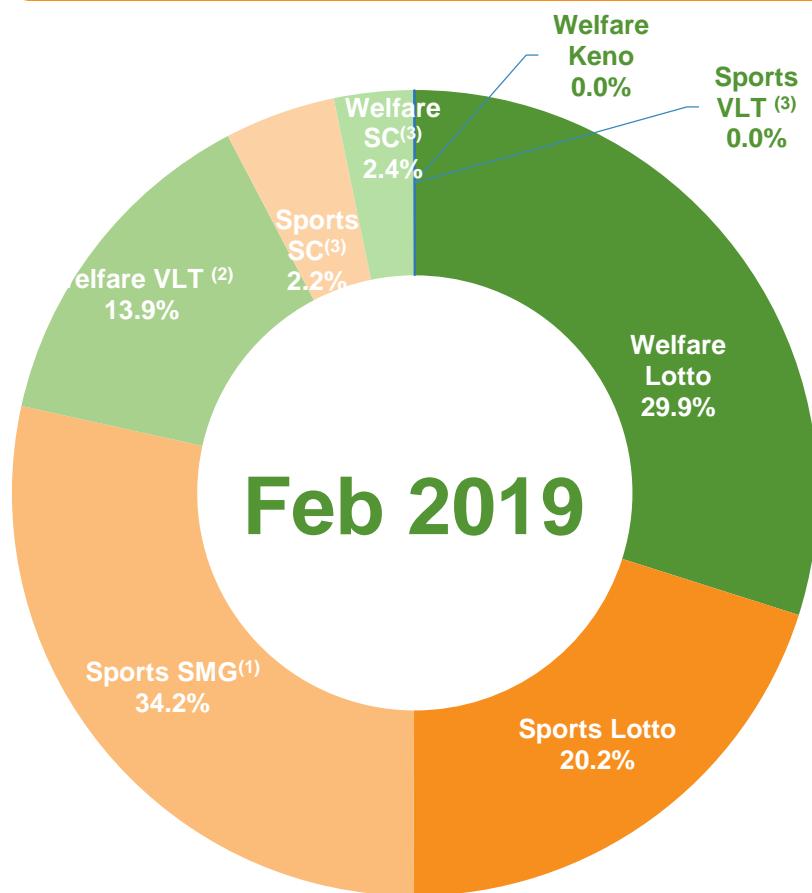
Welfare Lottery sales increased by 0.2% YoY to RMB 32.514 billion in Jan - Feb 2019,
Sports Lottery sales increased by 23.2% YoY to RMB 38.853 billion in Jan - Feb 2019.



	2M 2019 Sales (RMB bn)	YoY (%)	Percentage of Total Sales (%)
Welfare Lottery	32.514	0.2%	45.6%
▪ Lotto	22.607	-3.5%	31.7%
▪ Welfare VLT	7.702	8.9%	10.8%
▪ Scratch cards	2.185	12.9%	3.1%
▪ Keno	0.019	-5.0%	0.0%
Sports Lottery	38.853	23.2%	54.4%
▪ Lotto	13.998	-12.7%	19.6%
▪ SMG	23.065	68.0%	32.3%
▪ Scratch cards	1.789	1.4%	2.5%
▪ Sports VLT	0.000	-34.6%	0.0%
Total Lottery	71.366	11.5%	100.0%

China Lottery Sales in Feb 2019

Welfare Lottery sales decreased by 13.9% YoY to RMB 11.295 billion in Feb 2019,
Sports Lottery sales decreased by 3.4% YoY to RMB 12.117 billion in Feb 2019.



	Feb 2019 Sales (RMB bn)	YoY (%)	Percentage of Total Sales (%)
Welfare Lottery	11.295	-13.9%	48.2%
▪ Lotto	7.000	-22.9%	29.9%
▪ Welfare VLT	3.244	6.2%	13.9%
▪ Scratch cards	1.042	6.3%	4.5%
▪ Keno	0.009	8.5%	0.0%
Sports Lottery	12.117	-3.4%	51.8%
▪ Lotto	4.719	-23.5%	20.2%
▪ SMG	6.651	19.8%	28.4%
▪ Scratch cards	0.747	-8.8%	3.2%
▪ Sports VLT	0.000	-33.0%	0.0%
Total Lottery	23.412	-8.8%	100.0%

Source: Ministry of Finance

Note: ⁽¹⁾ SMG: Single Match Games; ⁽²⁾ VLT: Video Lottery Terminals; ⁽³⁾ SC: Scratch Cards.