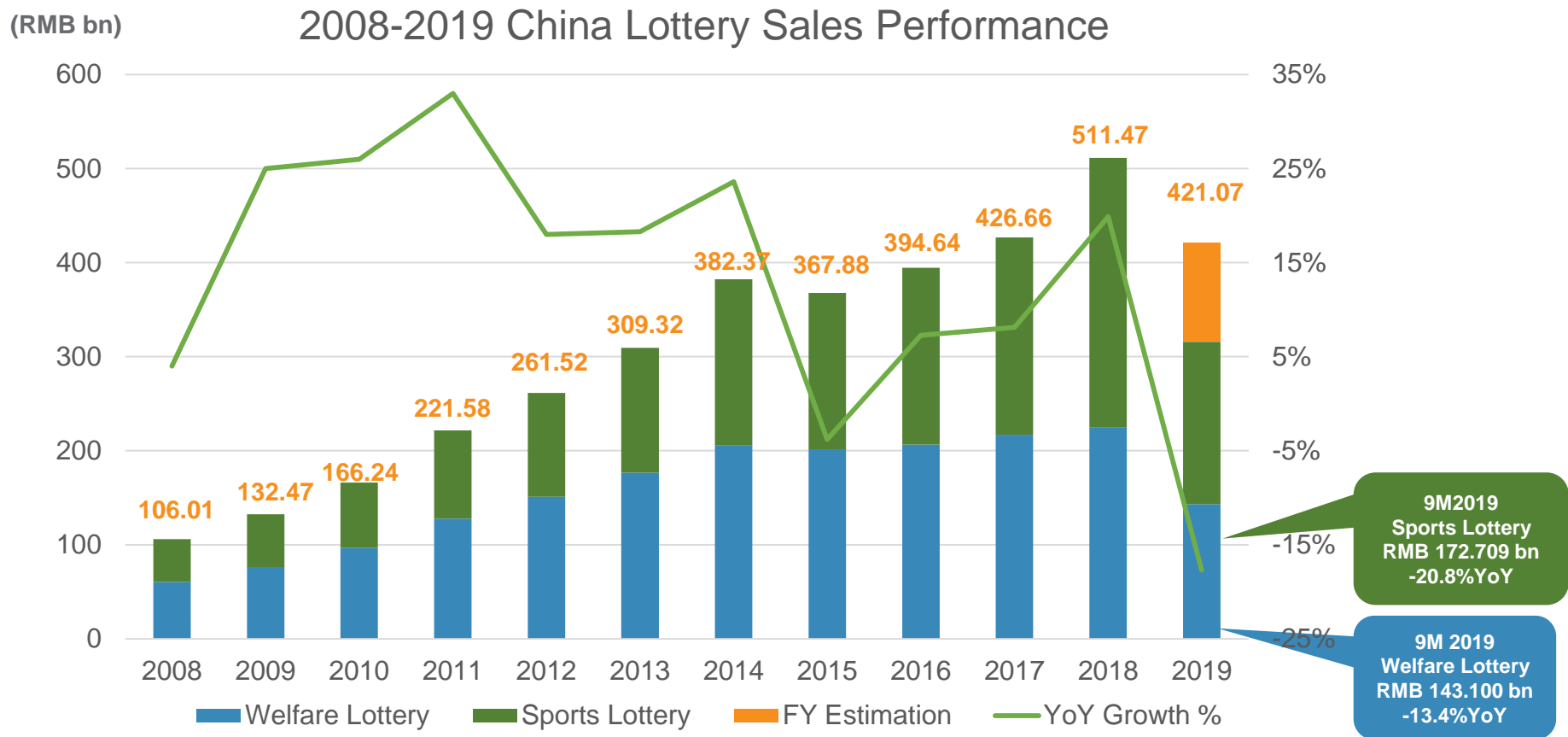


China Lottery Sales Performance

Total sales of China lottery in Jan - Sept 2019 decreased by 17.7% YoY to RMB 315.809 billion.

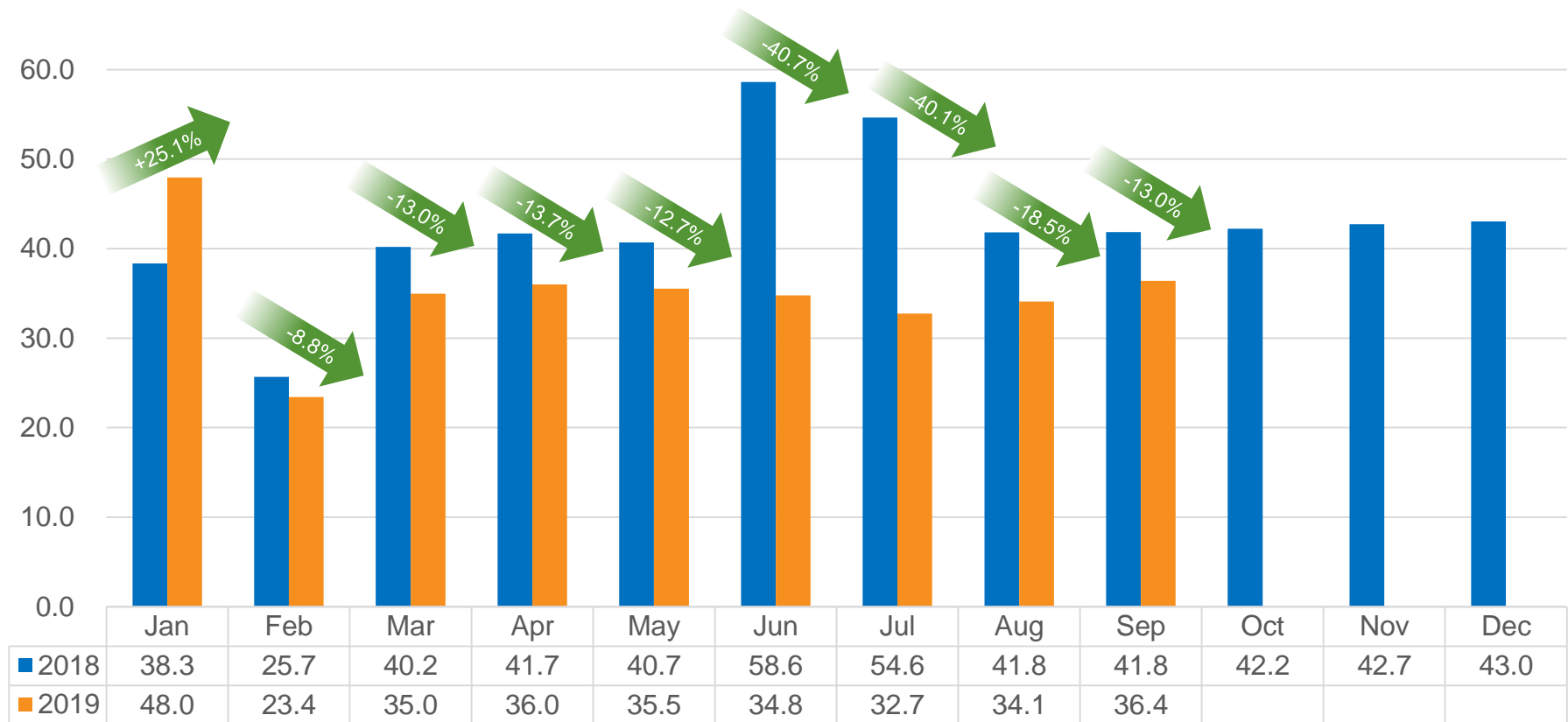


Source: Ministry of Finance (Exclude FY Estimation)

China Lottery Sales Performance

2019 vs 2018 Monthly Lottery Sales

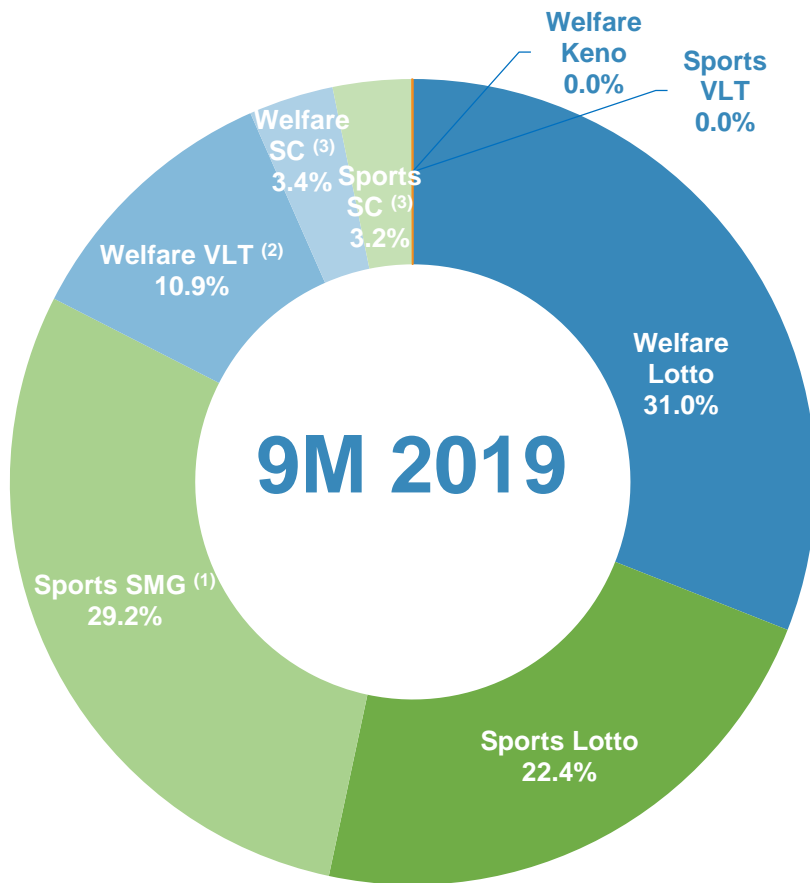
(RMB bn)



Source: Ministry of Finance

China Lottery Sales in Jan - Sept 2019

Welfare Lottery sales decreased by 13.4% YoY to RMB 143.100 billion in Jan - Sept 2019, Sports Lottery sales decreased by 20.8% YoY to RMB 172.709 billion in Jan - Sept 2019.



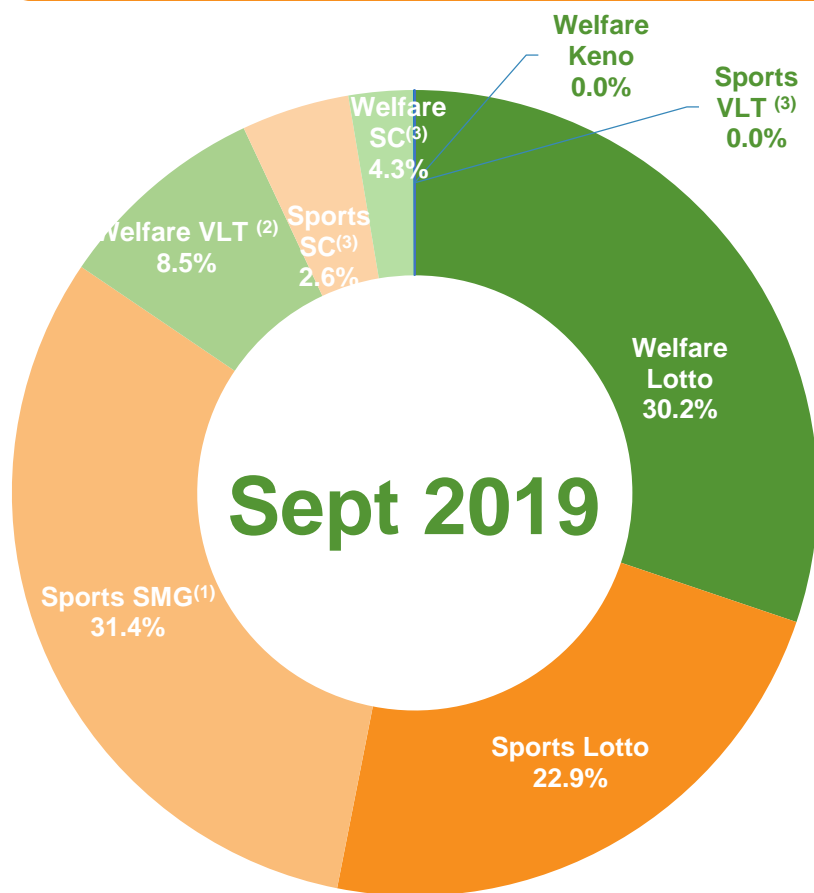
	9M 2019 Sales (RMB bn)	YoY (%)	Percentage of Total Sales (%)
Welfare Lottery	143.100	-13.4%	45.3%
▪ Lotto	97.826	-19.7%	31.0%
▪ Welfare VLT	34.359	-1.9%	10.9%
▪ Scratch cards	10.765	29.0%	3.4%
▪ Keno	0.123	25.0%	0.0%
Sports Lottery	172.709	-20.8%	54.7%
▪ Lotto	70.611	-14.3%	22.4%
▪ SMG	92.127	-27.8%	29.2%
▪ Scratch cards	9.970	20.6%	3.2%
▪ Sports VLT	0.002	-72.1%	0.0%
Total Lottery	315.810	-17.7%	100.0%

Source: Ministry of Finance

Note: (1) SMG: Single Match Games; (2) VLT: Video Lottery Terminals; (3) SC: Scratch Cards.

China Lottery Sales in Sept 2019

Welfare Lottery sales decreased by 12.0% YoY to RMB 15.692 billion in Sept 2019, Sports Lottery sales decreased by 13.8% YoY to RMB 20.707 billion in Sept 2019.



	Sept 2019 Sales (RMB bn)	YoY (%)	Percentage of Total Sales (%)
Welfare Lottery	15.692	-12.0%	43.1%
▪ Lotto	10.990	-14.6%	30.2%
▪ Welfare VLT	3.109	-19.7%	8.5%
▪ Scratch cards	1.579	45.7%	4.3%
▪ Keno	0.015	50.2%	0.0%
Sports Lottery	20.707	-13.8%	56.9%
▪ Lotto	8.334	-2.7%	22.9%
▪ SMG	11.425	-21.7%	31.4%
▪ Scratch cards	0.947	9.3%	2.6%
▪ Sports VLT	0.000	19.1%	0.0%
Total Lottery	36.399	-13.0%	100.0%

Source: Ministry of Finance

Note: (1) SMG: Single Match Games; (2) VLT: Video Lottery Terminals; (3) SC: Scratch Cards.