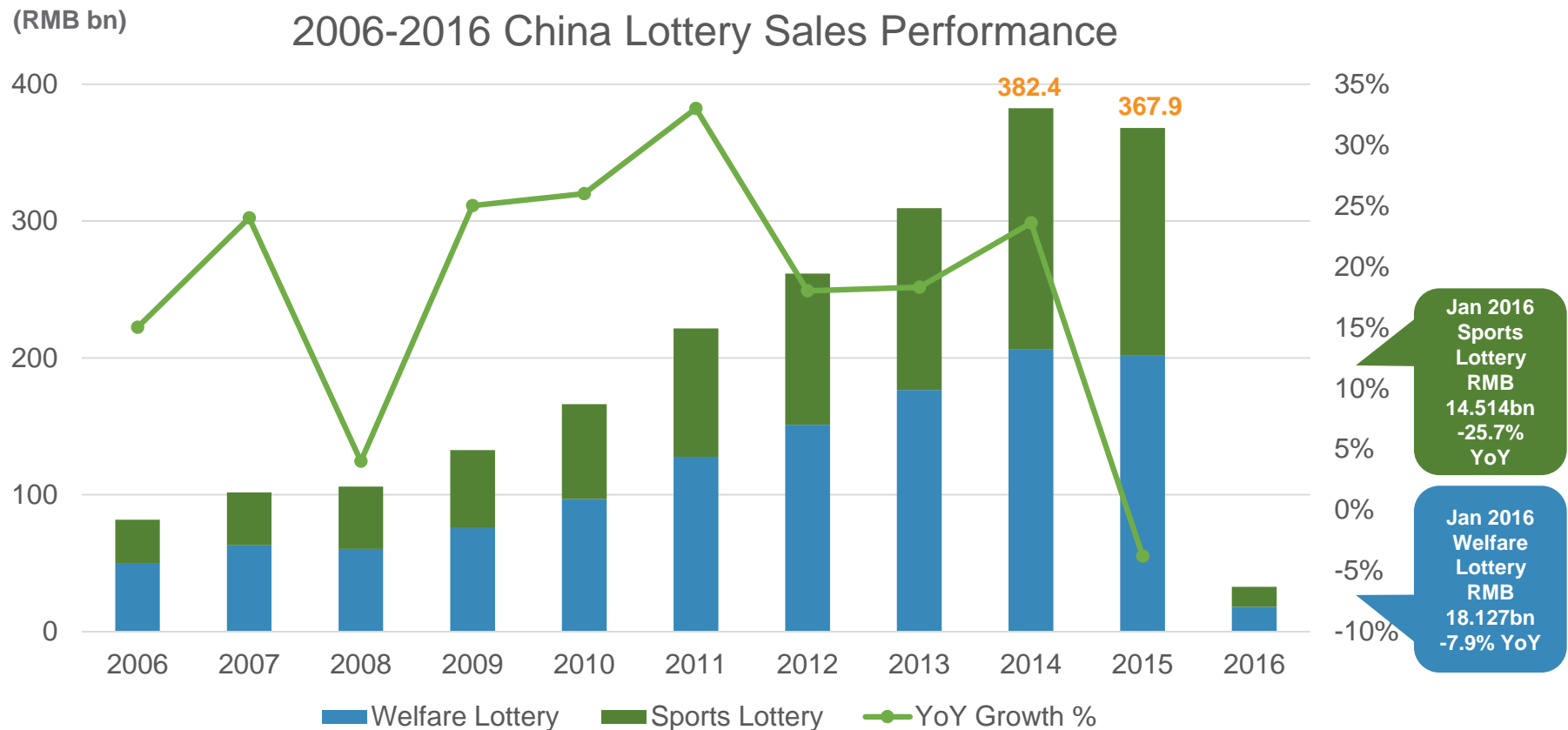


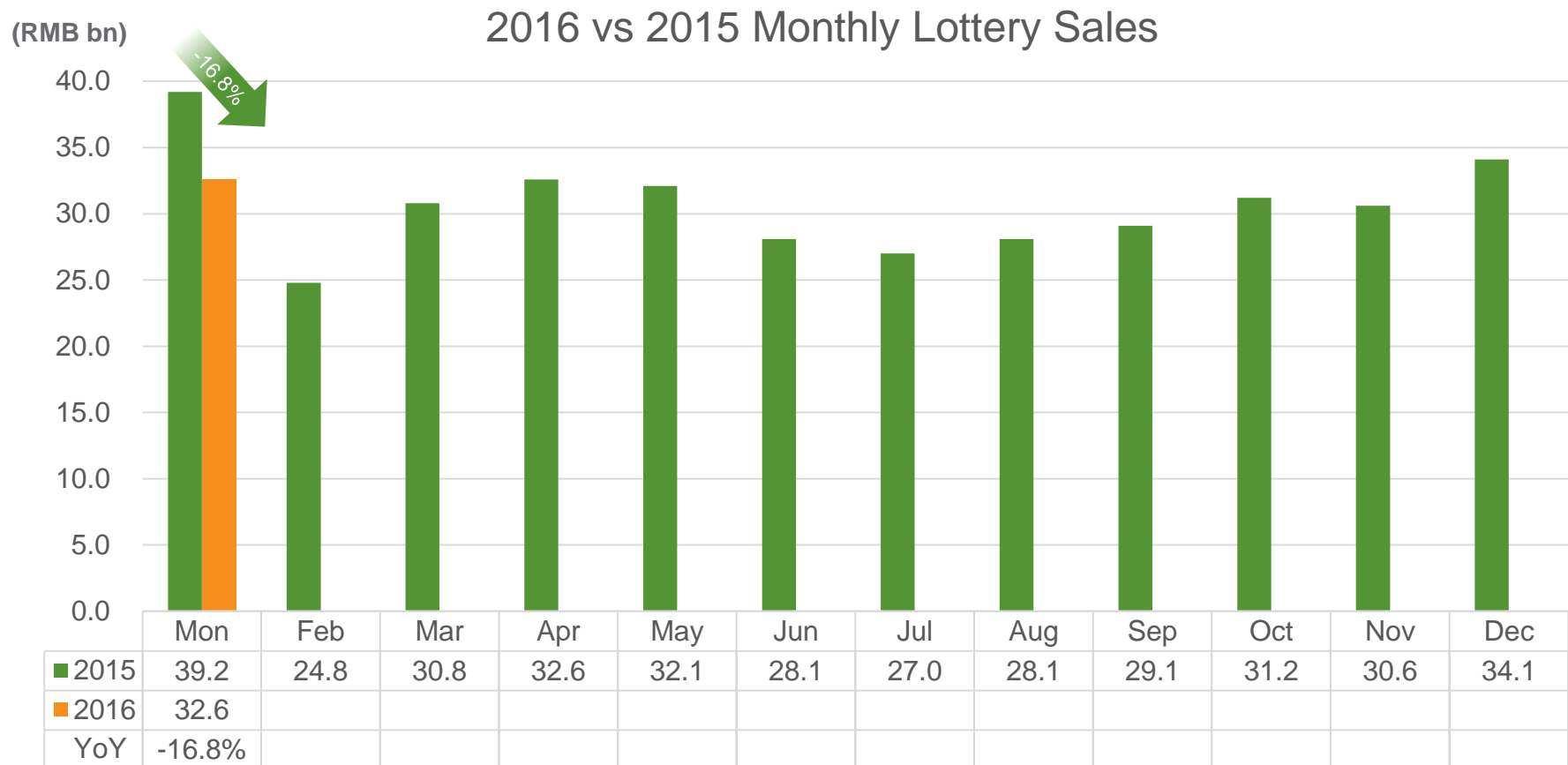
# China Lottery Sales Performance

Total sales of China lottery in Jan 2016 decreased by 16.8% YoY to RMB 32.641 billion.



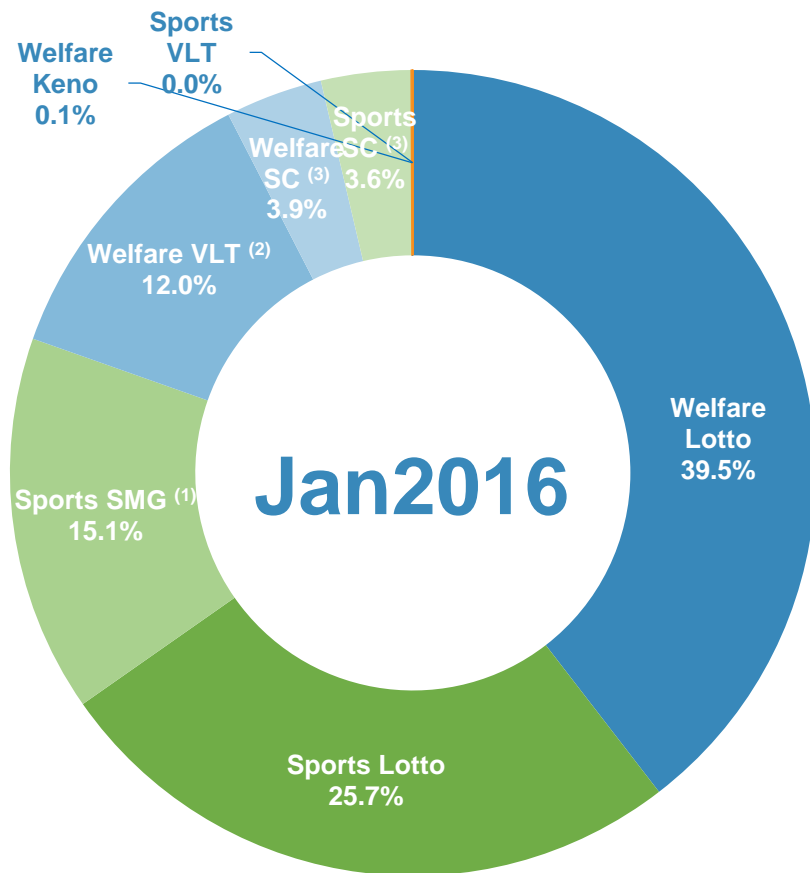
# China Lottery Sales Performance

Total lottery sales in Jan 2016 decreased by 16.8% YoY to RMB 32.641 billion



# China Lottery Sales in Jan 2016

Welfare Lottery sales decreased by 7.9% YoY to RMB 18.127 billion in Jan 2016, Sports Lottery sales decreased by 25.7% YoY to RMB 14.514 billion in Jan 2016.



	Jan 2016 Sales (RMB bn)	YoY (%)	Percentage of Total Sales (%)
<b>Welfare Lottery</b>	<b>18.127</b>	<b>-7.9%</b>	<b>55.5%</b>
▪ Lotto	12.905	-12.2%	39.5%
▪ Welfare VLT	3.926	+5.9%	12.0%
▪ Scratch cards	1.273	+4.3%	3.9%
▪ Keno	0.023	-61.6%	0.1%
<b>Sports Lottery</b>	<b>14.514</b>	<b>-25.7%</b>	<b>44.5%</b>
▪ Lotto	8.401	-13.6%	25.7%
▪ SMG	4.938	-42.6%	15.1%
▪ Scratch cards	1.174	-4.1%	3.6%
▪ Sports VLT	0.0004	+227.1%	0.0%
<b>Total Lottery</b>	<b>32.641</b>	<b>-16.8%</b>	<b>100.0%</b>

Source: Ministry of Finance

Note: (1) SMG: Single Match Games; (2) VLT: Video Lottery Terminals; (3) SC: Scratch Cards.