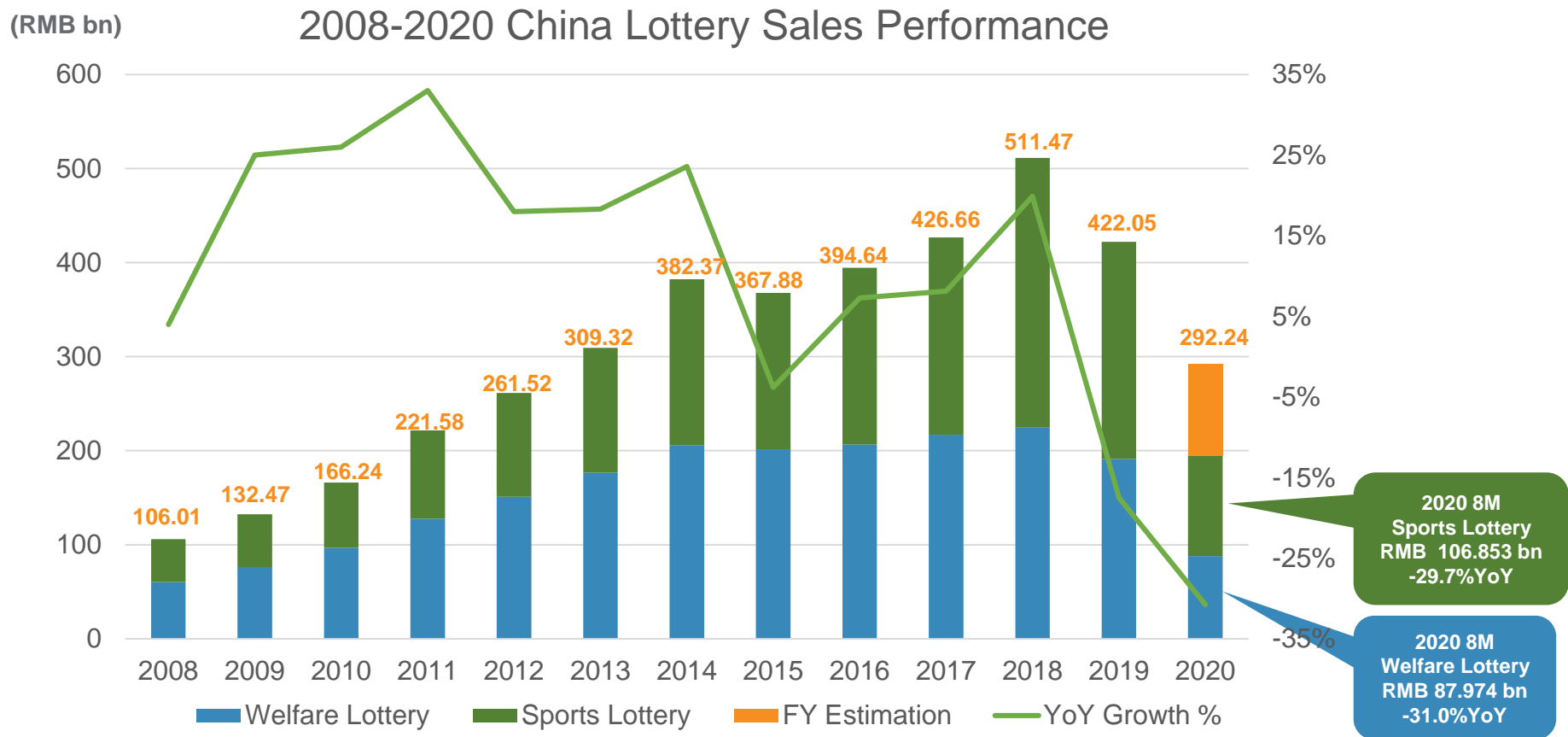


# China Lottery Sales Performance

Total sales of China lottery in Aug 2020 increased by 2.0% YoY to RMB 34.779billion.



Source: Ministry of Finance (Exclude FY Estimation)

# China Lottery Sales Performance

## 2020 vs 2019 Monthly Lottery Sales

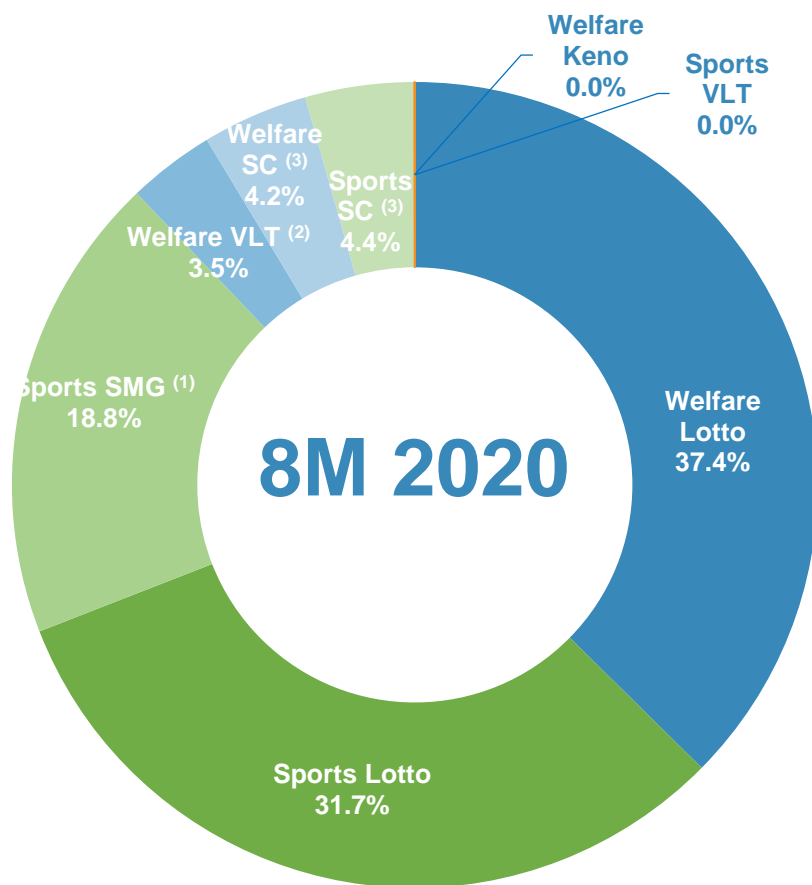
(RMB bn)



Source: Ministry of Finance

# China Lottery Sales in Jan - Aug 2020

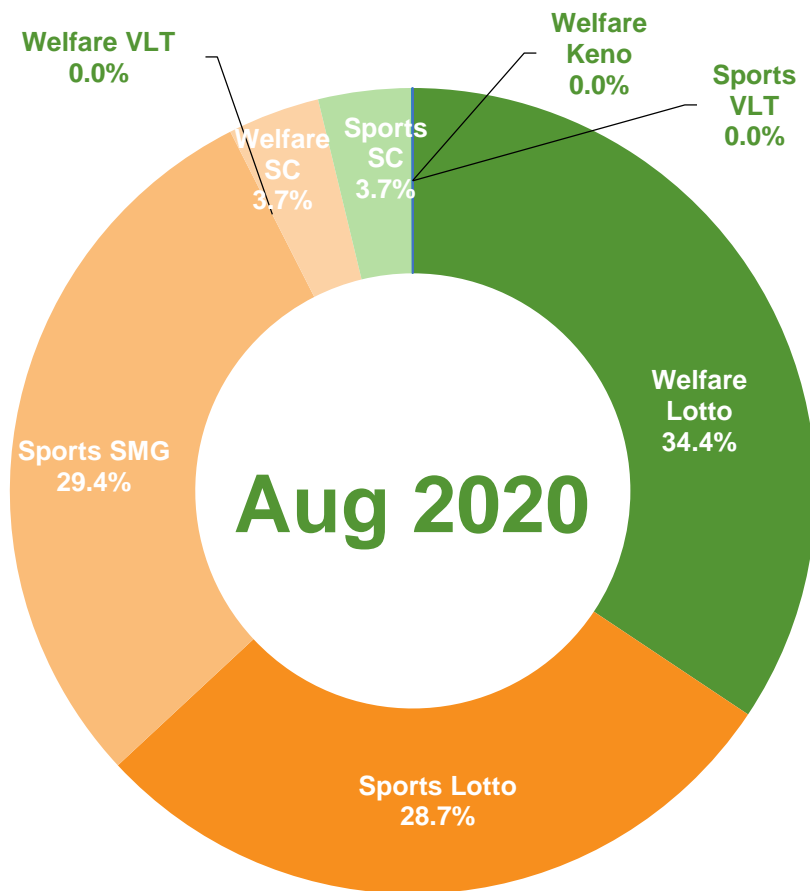
Welfare Lottery sales decreased by 33.8% YoY to RMB 747.24 billion in Jan – Aug 2020, Sports Lottery sales decreased by 35.6% YoY to RMB 85.325 billion in Jan - Aug 2020.



	8M 2020 Sales (RMB bn)	YoY (%)	Percentage of Total Sales (%)
<b>Welfare Lottery</b>	<b>87.974</b>	<b>-31.0%</b>	<b>45.2%</b>
▪ Lotto	72.846	-16.1%	37.4%
▪ Welfare VLT	6.793	-78.3%	3.5%
▪ Scratch cards	8.271	-10.0%	4.2%
▪ Keno	0.064	-40.8%	0.0%
<b>Sports Lottery</b>	<b>106.853</b>	<b>-29.7%</b>	<b>54.8%</b>
▪ Lotto	61.735	-0.9%	31.7%
▪ SMG	36.632	-54.6%	18.8%
▪ Scratch cards	84.854	-6.0%	43.6%
▪ Sports VLT	0.001	-31.5%	0.0%
<b>Total Lottery</b>	<b>194.828</b>	<b>-30.3%</b>	<b>100.0%</b>

# China Lottery Sales in Aug 2020

Welfare Lottery sales decreased by 9.3% YoY to RMB 13.250 billion in Aug 2020, Sports Lottery sales increased by 10.5% YoY to RMB 21.529 billion in Aug 2020.



	Aug 2020 Sales (RMB bn)	YoY (%)	Percentage of Total Sales (%)
<b>Welfare Lottery</b>	<b>13.250</b>	<b>-9.3%</b>	<b>38.1%</b>
▪Lotto	11.950	11.8%	34.4%
▪Welfare VLT	0.000	-100.0%	0.0%
▪Scratch cards	1.287	22.6%	3.7%
▪Keno	0.013	-15.6%	0.0%
<b>Sports Lottery</b>	<b>21.529</b>	<b>10.5%</b>	<b>61.9%</b>
▪Lotto	9.986	23.1%	28.7%
▪SMG	10.240	0.2%	29.4%
▪Scratch cards	1.302	14.1%	3.7%
▪Sports VLT	0.000	-66.6%	0.0%
<b>Total Lottery</b>	<b>34.779</b>	<b>2.0%</b>	<b>100.0%</b>