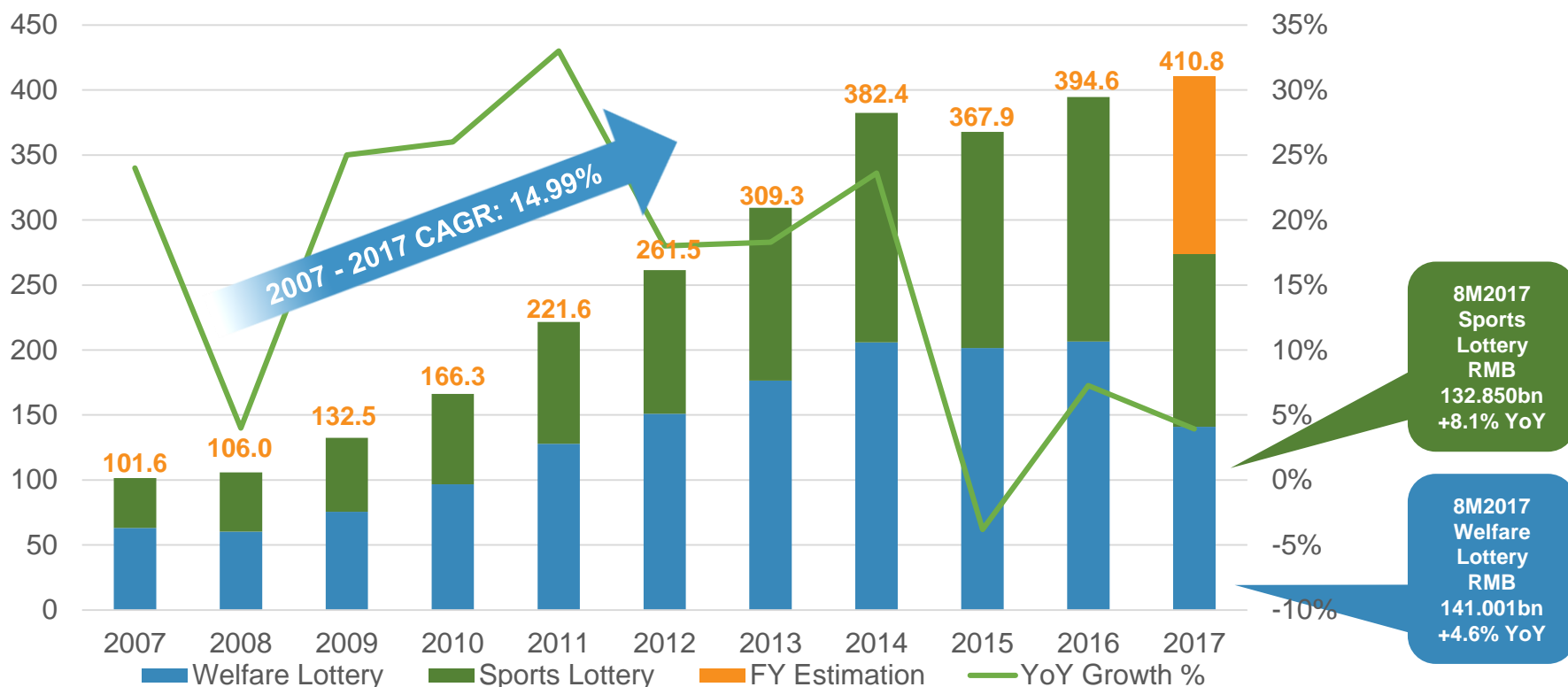


China Lottery Sales Performance

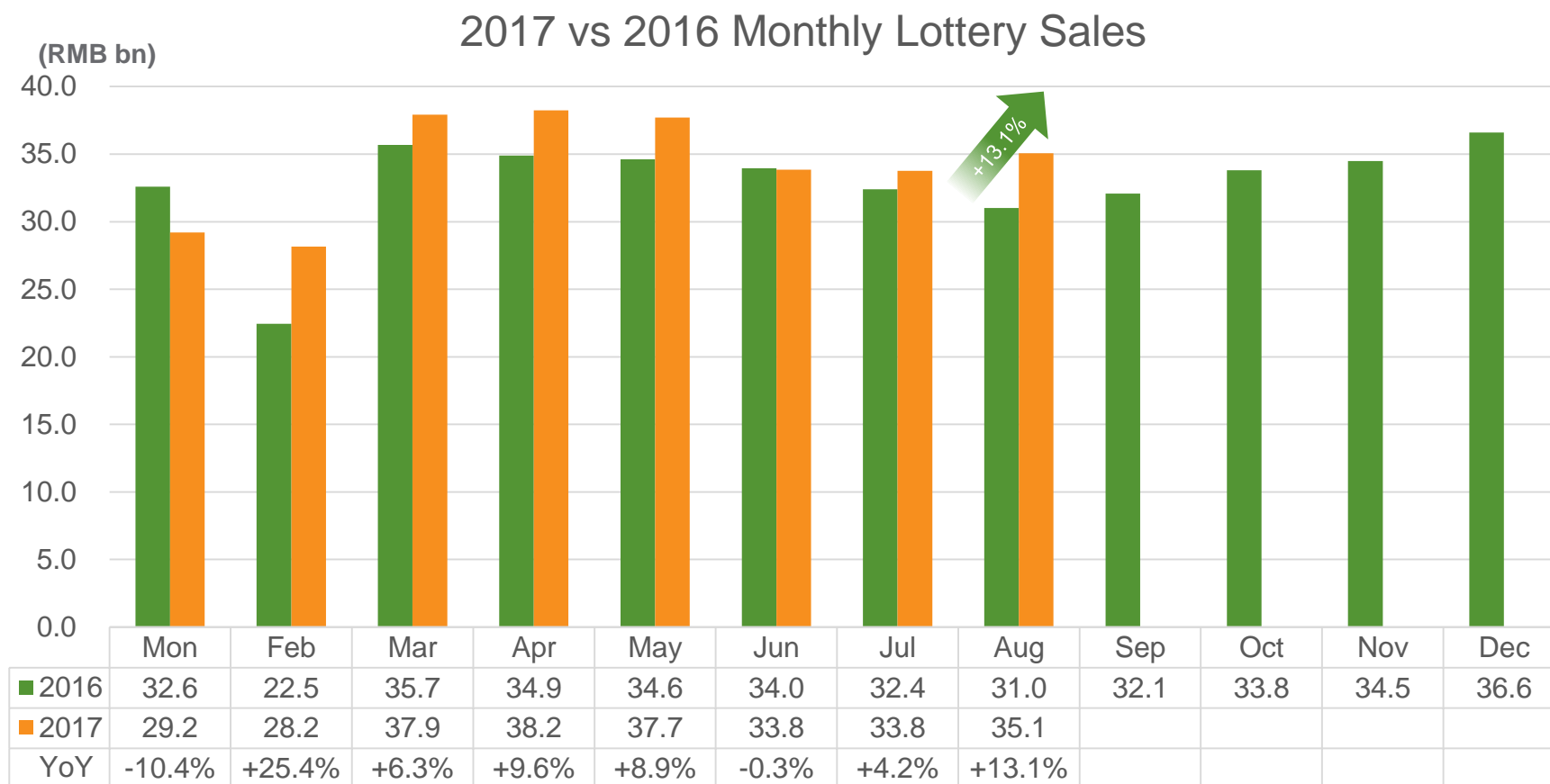
Total sales of China lottery from Jan - Aug 2017 increased by 6.3% YoY to RMB 273.851 billion.

2007-2017 China Lottery Sales Performance



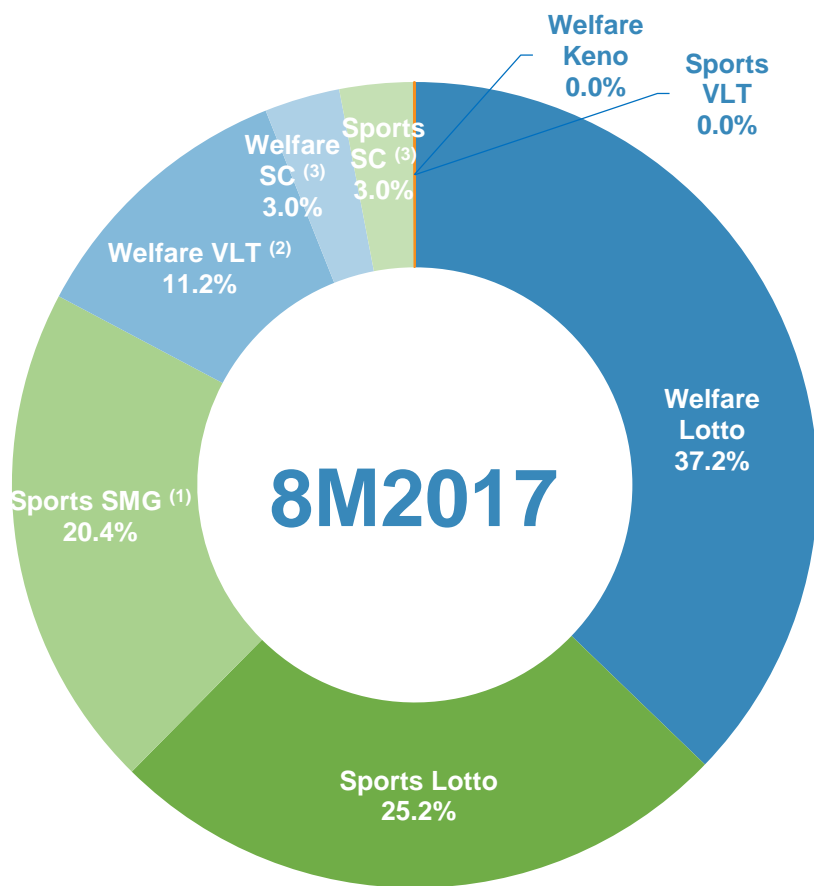
China Lottery Sales Performance

Total lottery sales in Aug 2017 increased by 13.1% YoY to RMB35.067 billion



China Lottery Sales in Jan - Aug 2017

Welfare Lottery sales increased by 4.6% YoY to RMB 141.001 billion in Jan - Aug 2017, Sports Lottery sales increased by 8.1% YoY to RMB 132.850 billion in Jan - Aug 2017.



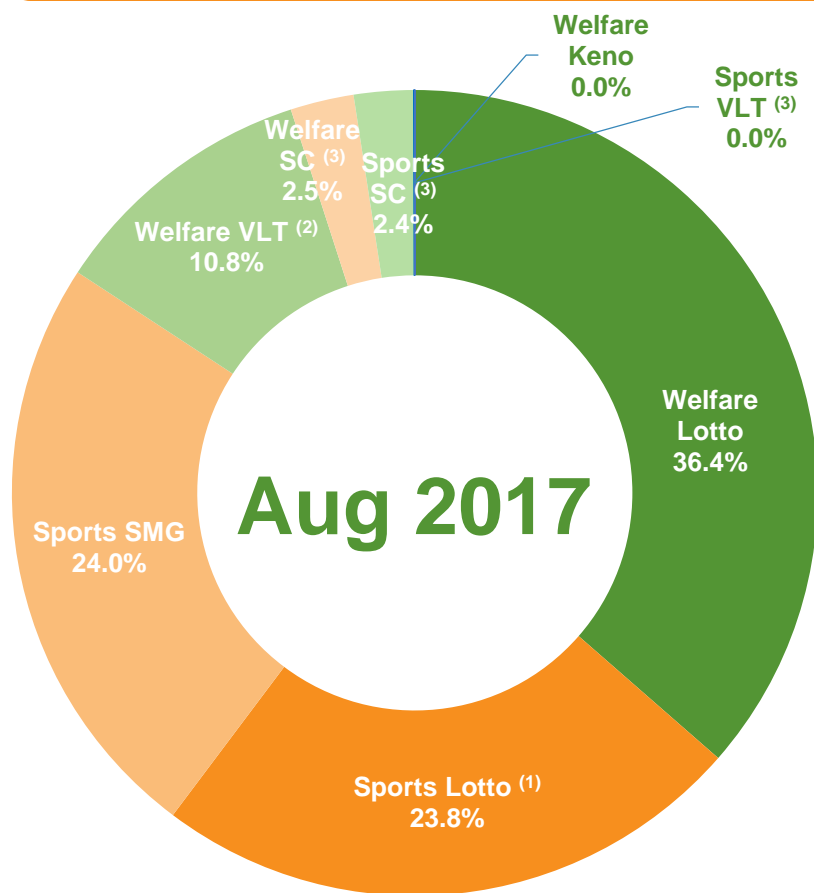
	8M2017 Sales (RMB bn)	YoY	Percentage of Total Sales
Welfare Lottery	141.001	+4.6%	51.5%
▪ Lotto	101.886	+6.7%	37.2%
▪ VLT	30.695	+4.7%	11.2%
▪ Scratch cards	8.291	-15.6%	3.0%
▪ Keno	0.129	-32.8%	0.0%
Sports Lottery	132.850	+8.1%	48.5%
▪ Lotto	68.987	+6.4%	25.2%
▪ SMG	55.754	+14.2%	20.4%
▪ Scratch cards	8.104	-12.1%	3.0%
▪ VLT	0.006	+28.1%	0.0%
Total Lottery	273.851	+6.3%	100.0%

Source: Ministry of Finance

Note: (1) SMG: Single Match Games; (2) VLT: Video Lottery Terminals; (3) SC: Scratch Cards.

China Lottery Sales in Aug 2017

Welfare Lottery sales increased by 10.0% YoY to RMB 17.471 billion in Aug 2017,
Sports Lottery sales increased by 16.4% YoY to RMB 17.597 billion in Aug 2017.



	Aug 2017 Sales (RMB bn)	YoY	Percentage of Total Sales
Welfare Lottery	17.471	+10.0%	49.8%
▪ Lotto	12.775	+13.4%	36.4%
▪ VLT	3.787	+4.4%	10.8%
▪ Scratch cards	0.892	-7.5%	2.5%
▪ Keno	0.016	-38.4%	0.0%
Sports Lottery	17.597	+16.4%	50.2%
▪ Lotto	8.353	+7.2%	23.8%
▪ SMG	8.406	+31.8%	24.0%
▪ Scratch cards	0.837	-12.2%	2.4%
▪ VLT	0.001	+14.4%	0.0%
Total Lottery	35.067	+13.1%	100.0%

Source: Ministry of Finance

Note: (1) SMG: Single Match Games; (2) VLT: Video Lottery Terminals; (3) SC: Scratch Cards.