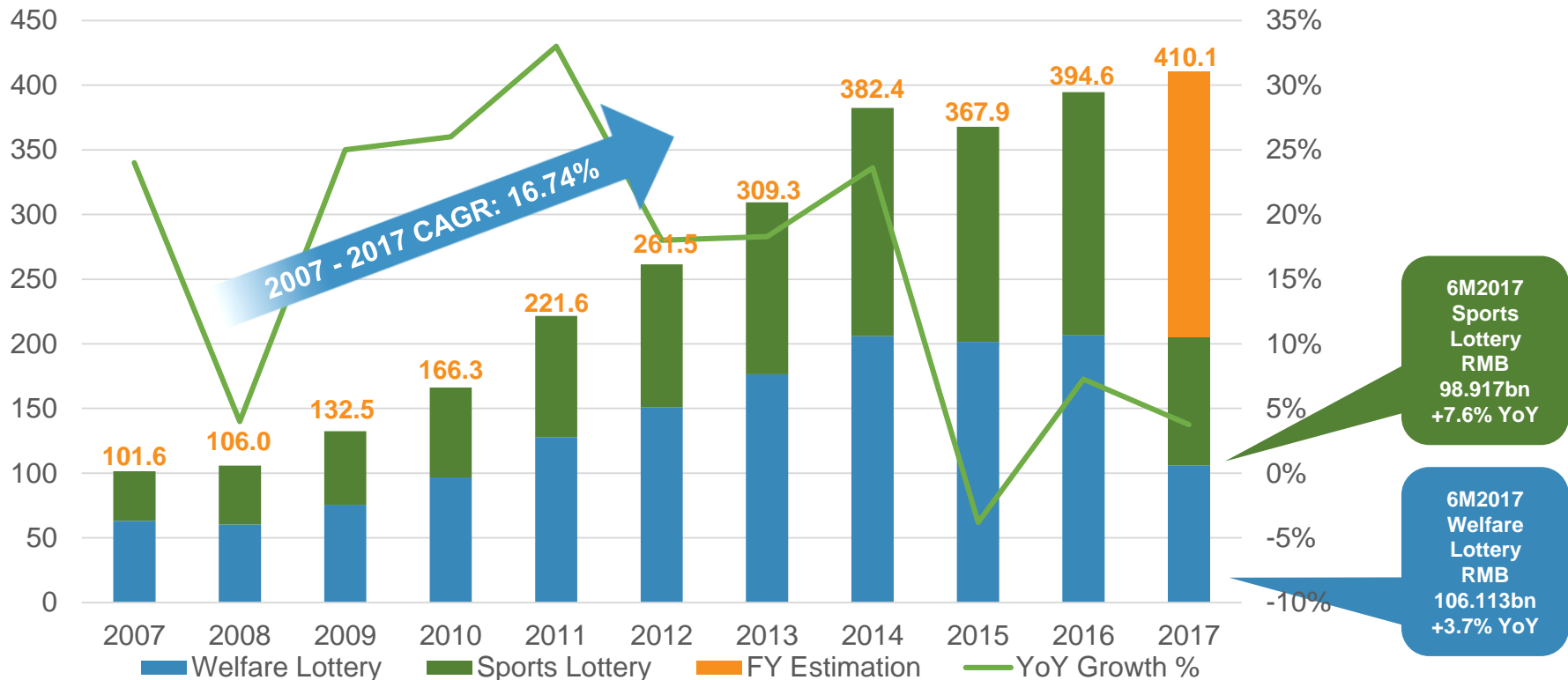


China Lottery Sales Performance

Total sales of China lottery from Jan - Jun 2017 increased by 5.5% YoY to RMB 205.030 billion.

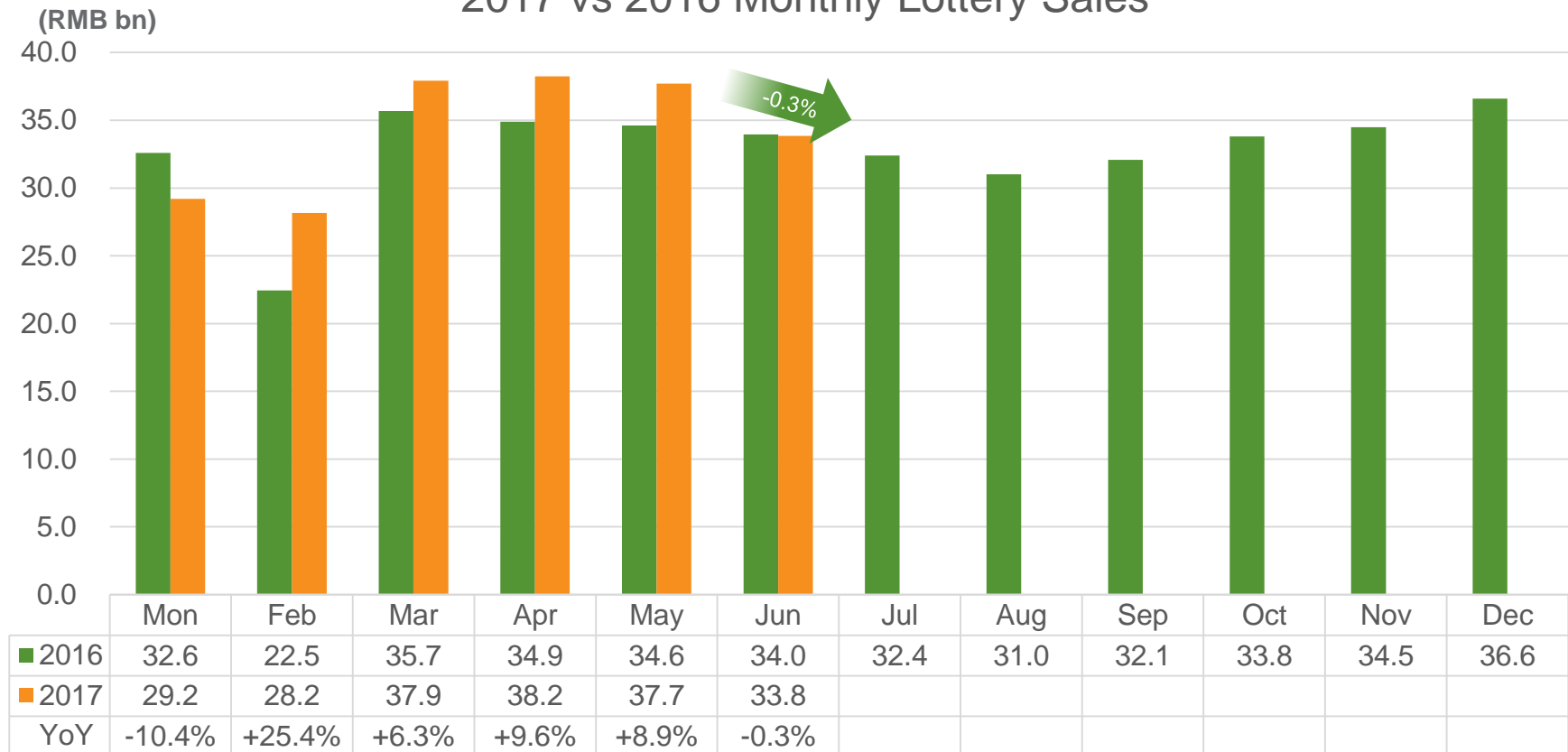
2007-2017 China Lottery Sales Performance



China Lottery Sales Performance

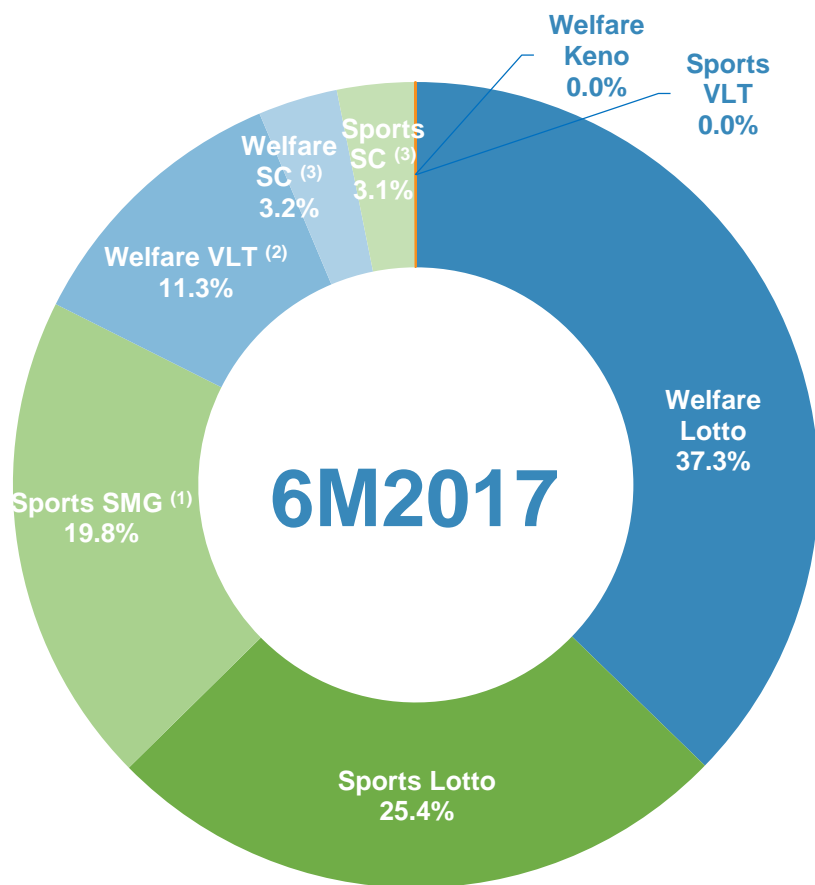
Total lottery sales in Jun 2017 decreased by 0.3% YoY to RMB 33.842 billion

2017 vs 2016 Monthly Lottery Sales



China Lottery Sales in Jan - Jun 2017

Welfare Lottery sales increased by 3.7% YoY to RMB 106.113 billion in Jan - Jun 2017, Sports Lottery sales increased by 7.6% YoY to RMB 98.917 billion in Jan - Jun 2017.



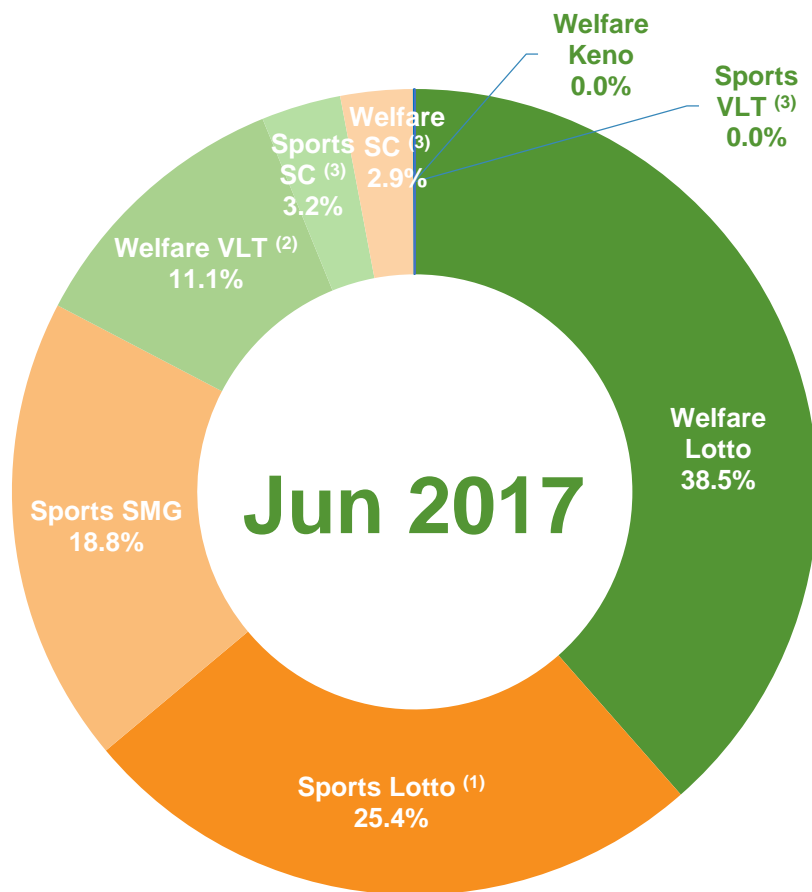
	6M2017 Sales (RMB bn)	YoY	Percentage of Total Sales
Welfare Lottery	106.113	+3.7%	51.8%
▪ Lotto	76.403	+5.9%	37.3%
▪ VLT	23.069	+4.3%	11.3%
▪ Scratch cards	6.547	-17.2%	3.2%
▪ Keno	0.093	-37.1%	0.0%
Sports Lottery	98.917	+7.6%	48.2%
▪ Lotto	51.983	+5.5%	25.4%
▪ SMG	40.571	+14.7%	19.8%
▪ Scratch cards	6.358	-13.2%	3.1%
▪ VLT	0.005	+38.0%	0.0%
Total Lottery	205.030	+5.5%	100.0%

Source: Ministry of Finance

Note: (1) SMG: Single Match Games; (2) VLT: Video Lottery Terminals; (3) SC: Scratch Cards.

China Lottery Sales in Jun 2017

Welfare Lottery sales increased by 8.8% YoY to RMB 17.824 billion in Jun 2017, Sports Lottery sales decreased by 8.9% YoY to RMB 16.018 billion in Jun 2017.



	Jun 2017 Sales (RMB bn)	YoY	Percentage of Total Sales
Welfare Lottery	17.824	+8.8%	52.7%
▪ Lotto	13.038	+11.1%	38.5%
▪ VLT	3.782	+5.9%	11.2%
▪ Scratch cards	0.988	-6.6%	2.9%
▪ Keno	0.017	-16.6%	0.0%
Sports Lottery	16.018	-8.9%	47.3%
▪ Lotto	8.590	+8.5%	25.4%
▪ SMG	6.346	-24.7%	18.8%
▪ Scratch cards	1.082	-12.1%	3.2%
▪ VLT	0.001	+28.6%	0.0%
Total Lottery	33.842	-0.3%	100.0%

Source: Ministry of Finance

Note: (1) SMG: Single Match Games; (2) VLT: Video Lottery Terminals; (3) SC: Scratch Cards.