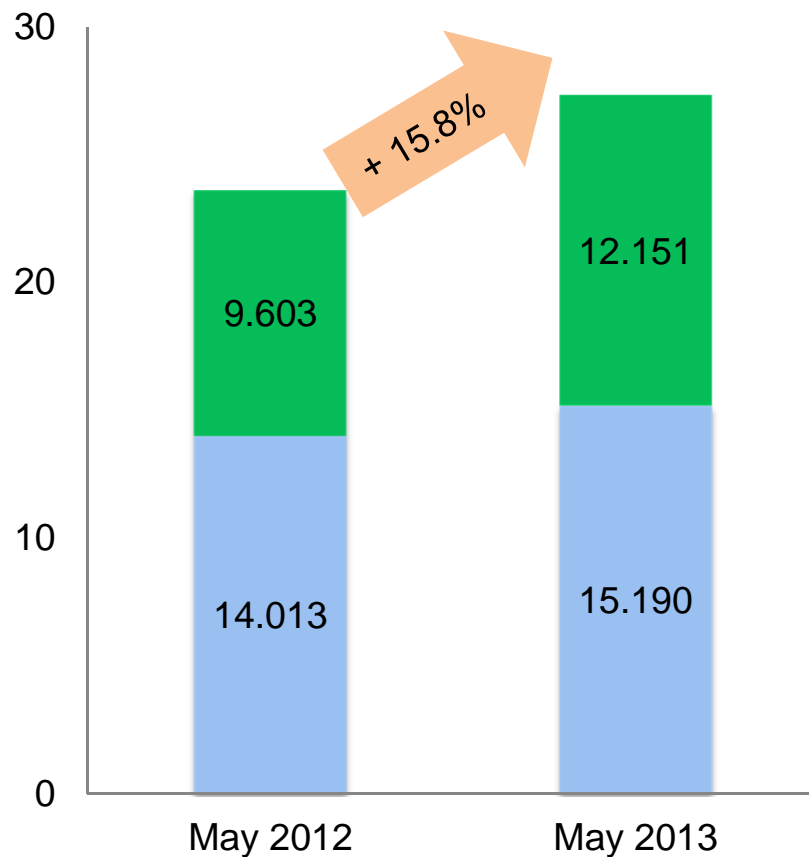


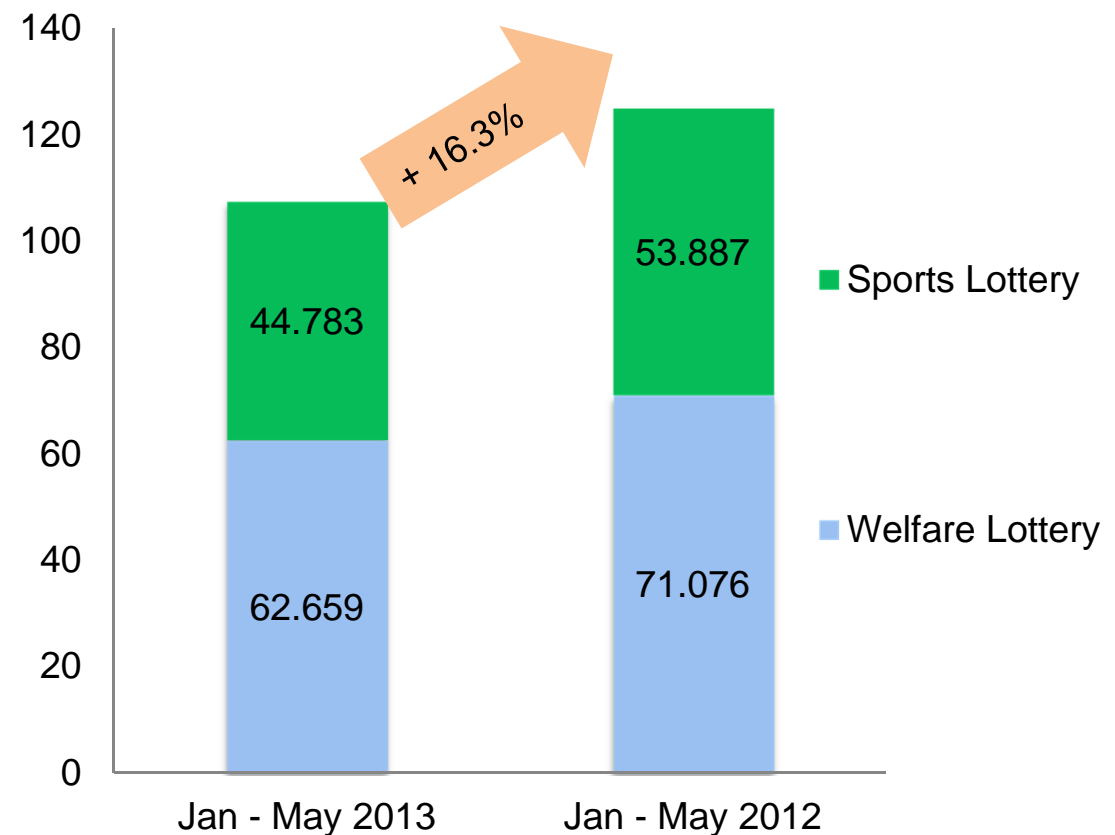
China Lottery Performance

- ✓ Announced by the Ministry of Finance, total lottery sales in May of 2013 increased by 15.8% YoY to RMB 27.341 billion from RMB 23.616 billion for the same period last year.
- ✓ Total lottery sales for the first five months of 2013 increased by 16.3% YoY to RMB 124.963 billion, compared to RMB 107.442 billion for the same period last year.

May 2013 Lottery Sales



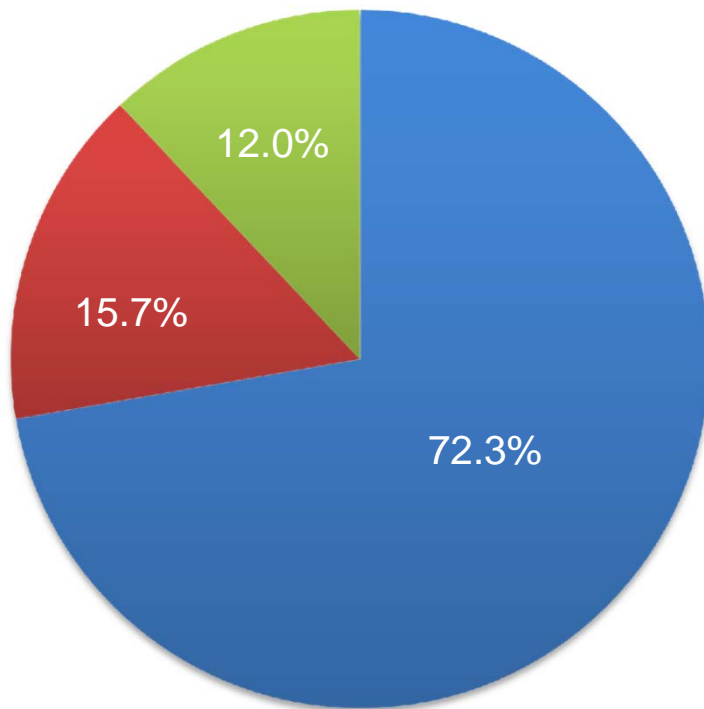
Jan - May 2013 Lottery Sales



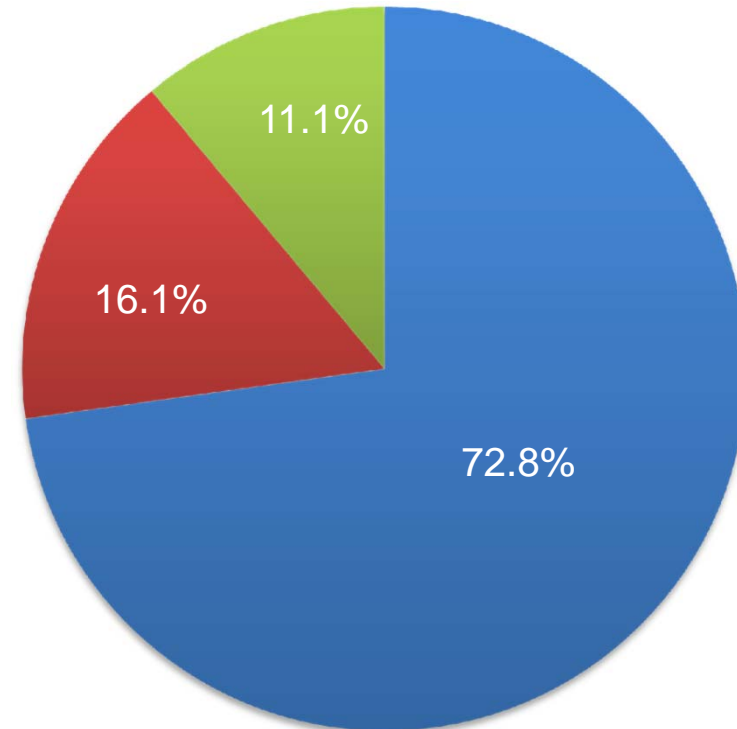
Welfare Lottery Performance

- ✓ Welfare Lottery sales increased by 8.4% YoY to RMB 15.190 billion in May 2013, accounted for 55.56% of total lottery sales. Lotto games, VLT and Instant Scratch Cards accounted for 72.26%, 15.69% and 12.05% of total welfare lottery sales, respectively.
- ✓ In first five months of 2013, Welfare Lottery sales increased by 13.4% YoY to RMB 71.076 billion, accounted for 56.88% of total lottery sales. Lotto games, VLT and Instant Scratch Cards accounted for 72.80%, 16.09% and 11.11% of total welfare lottery sales, respectively.

May 2013 Welfare Lottery Market Share by Type



Jan - May 2013 Welfare Lottery Market Share by Type



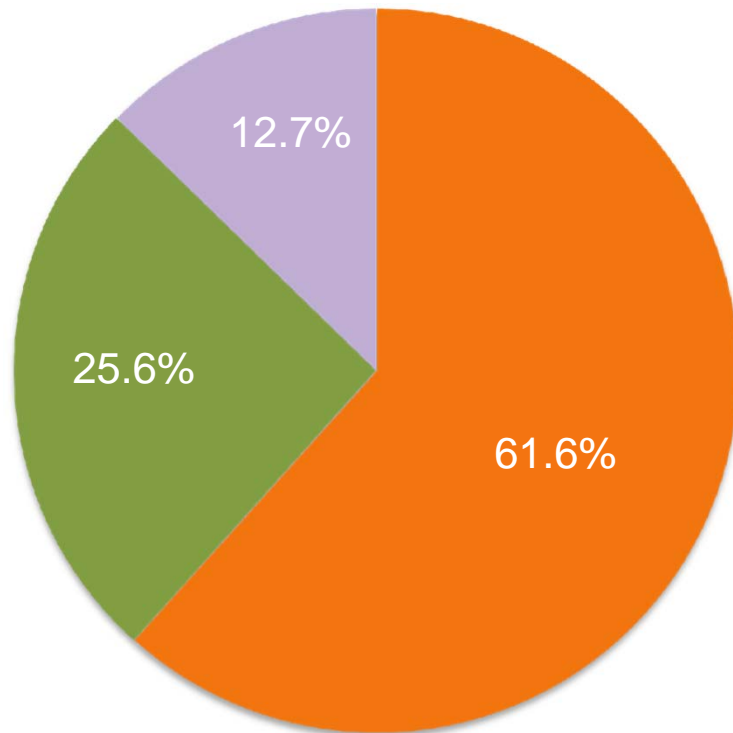
■ Welfare Lotto ■ Welfare VLT ■ Welfare Scratch Cards

■ Welfare Lotto ■ Welfare VLT ■ Welfare Scratch Cards

Sports Lottery Performance

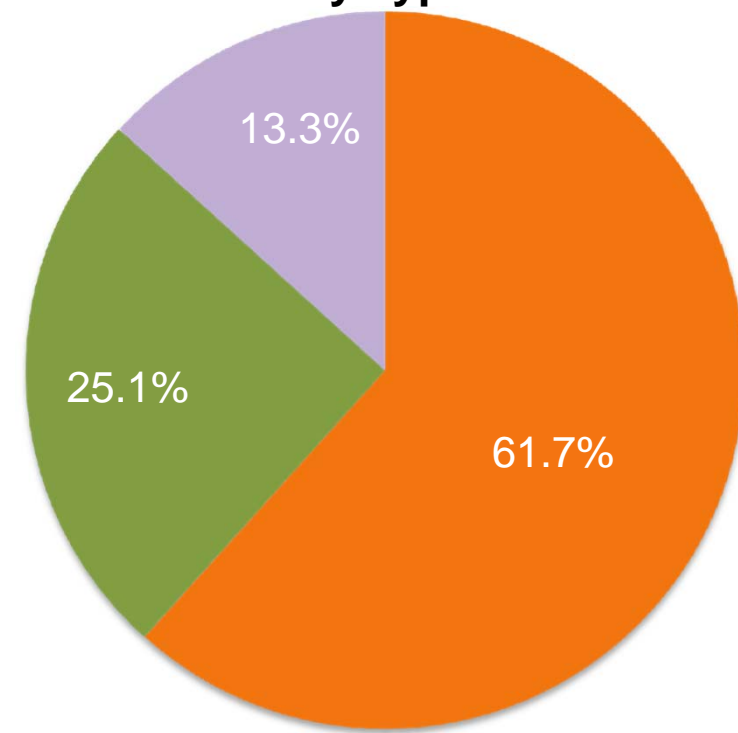
- ✓ Sports Lottery sales increased by 26.5% YoY to RMB 12.151 billion in May 2013, accounted for 44.44% of total lottery sales. Lotto games, Single Match Game and Instant Scratch Cards accounted for 61.65%, 25.63% and 12.72% of total Sports Lottery sales, respectively.
- ✓ In first five months of 2013, Sports Lottery sales increased by 20.3% YoY to RMB 53.887 billion, accounted for 43.12% of total lottery sales. Lotto games, Single Match Game and Instant Scratch Cards accounted for 61.67%, 25.05% and 13.28% of total Sports Lottery sales, respectively.

May 2013 Lottery Market Share by Type



■ Sports Lotto ■ Sports SMG ■ Sports Scratch Cards

Jan - May 2013 Lottery Market Share by Type



■ Sports Lotto ■ Sports SMG ■ Sports Scratch Cards

Lottery Sales in May and First Five Months of 2013

	May 2013 (RMB/Billion)	May 2012 (RMB/Billion)	Change (%)	Jan – May 2013 (RMB/Billion)	Jan - May 2012 (RMB/Billion)	Change (%)
Welfare Lottery	15.190	14.013	+8.4	71.076	62.659	+13.4
- Lotto	10.976	10.313	+6.4	51.744	45.337	+14.1
- Video Lottery Terminal	2.384	1.854	+28.6	11.438	8.367	+36.7
- Instant Scratch Card	1.830	1.846	-0.9	7.894	8.955	-11.8
Sport Lottery	12.151	9.603	+26.5	53.887	44.783	+20.3
- Lotto	7.491	5.451	+37.4	33.233	25.758	+29.0
- Single Match Game	3.114	2.417	+28.9	13.499	11.026	+22.4
- Instant Scratch Card	1.546	1.736	-10.9	7.154	7.999	-10.6
Total	27.341	23.616	+15.8	124.963	107.442	+16.3