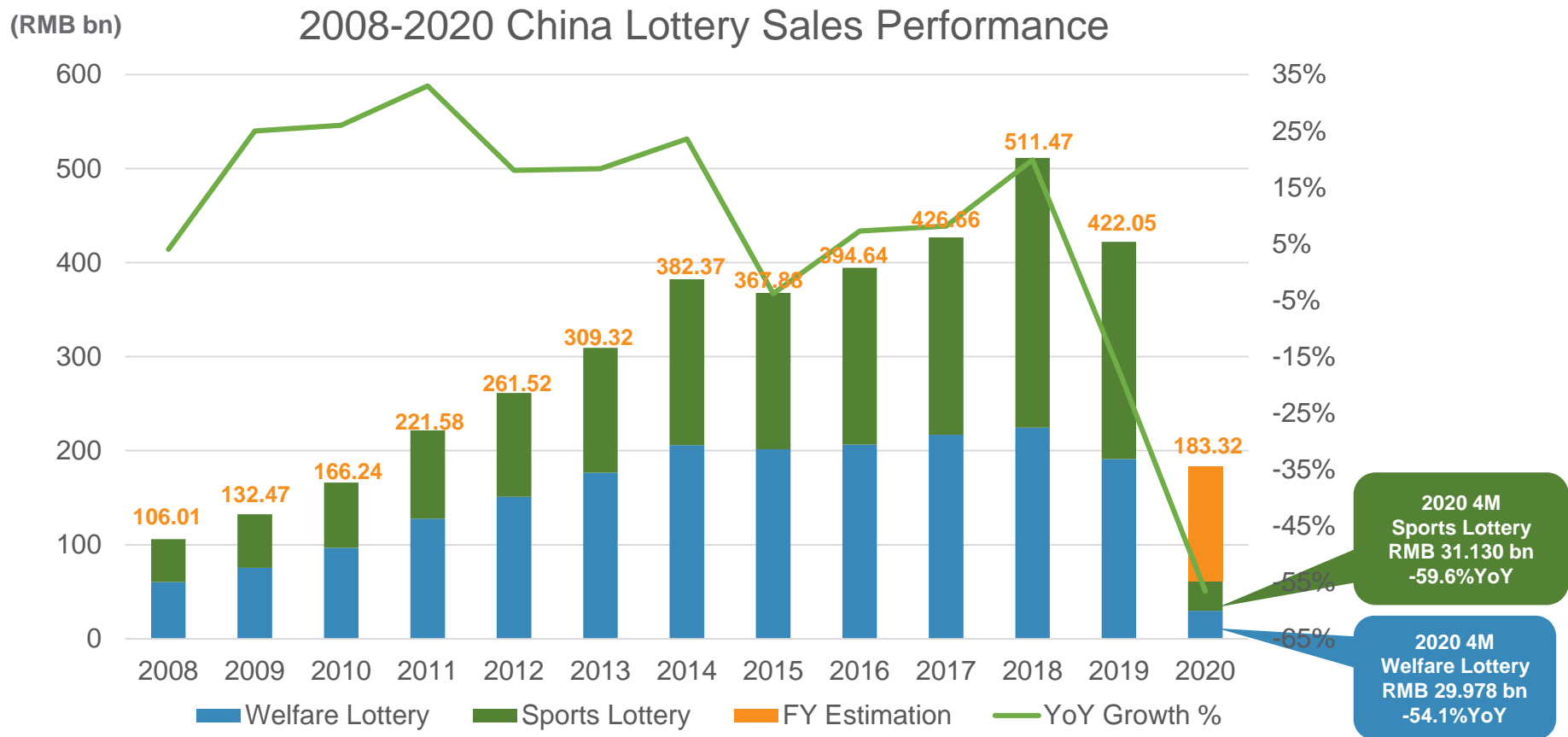


# China Lottery Sales Performance

Total sales of China lottery in Apr 2020 decreased by 35% YoY to RMB 23.38 billion.

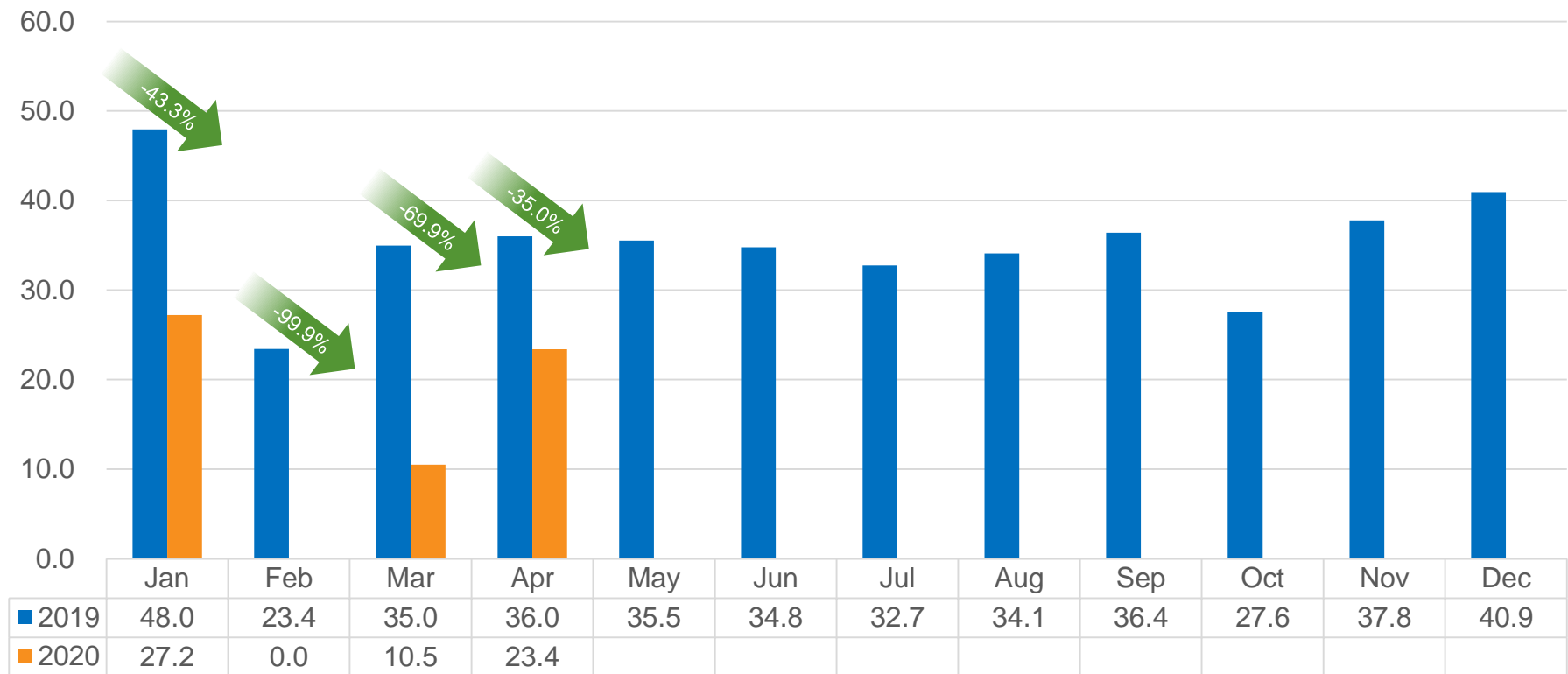


Source: Ministry of Finance (Exclude FY Estimation)

# China Lottery Sales Performance

## 2020 vs 2019 Monthly Lottery Sales

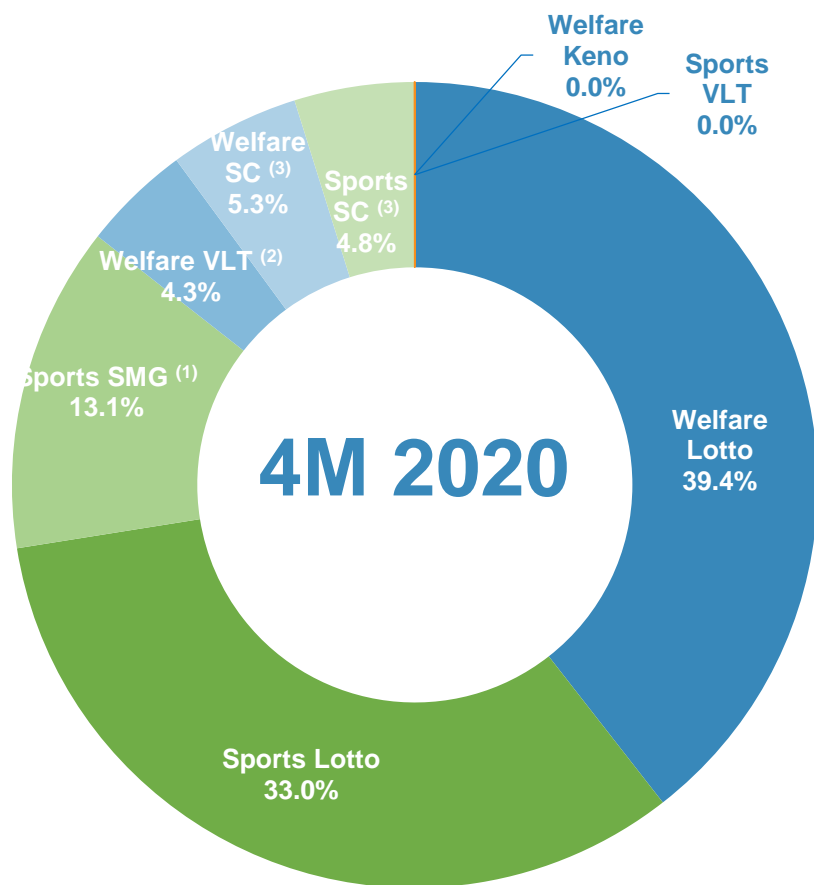
(RMB bn)



Source: Ministry of Finance

# China Lottery Sales in Jan - Apr 2020

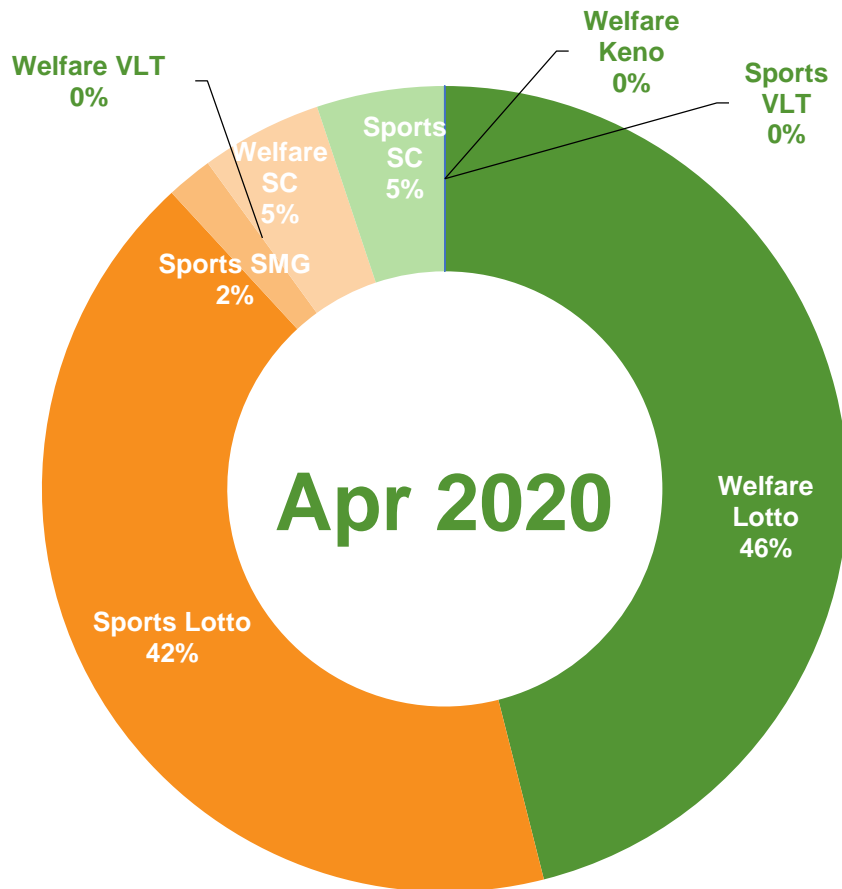
Welfare Lottery sales decreased by 54.1% YoY to RMB 29.978 billion in Jan - Apr 2020, Sports Lottery sales decreased by 59.6% YoY to RMB 31.130 billion in Jan - Apr 2020.



	4M 2020 Sales (RMB bn)	YoY (%)	Percentage of Total Sales (%)
<b>Welfare Lottery</b>	<b>29.978</b>	<b>-54.1%</b>	<b>49.1%</b>
▪ Lotto	24.105	-45.1%	39.4%
▪ Welfare VLT	2.650	-84.2%	4.3%
▪ Scratch cards	3.210	-30.5%	5.3%
▪ Keno	0.014	-71.7%	0.0%
<b>Sports Lottery</b>	<b>31.130</b>	<b>-59.6%</b>	<b>50.9%</b>
▪ Lotto	20.189	-31.7%	33.0%
▪ SMG	8.005	-81.4%	13.1%
▪ Scratch cards	2.936	-31.7%	4.8%
▪ Sports VLT	0.000	-79.4%	0.0%
<b>Total Lottery</b>	<b>61.108</b>	<b>-57.1%</b>	<b>100.0%</b>

# China Lottery Sales in Apr 2020

Welfare Lottery sales decreased by 35.0% YoY to RMB 23.388 billion in Apr 2020, Sports Lottery sales decreased by 41.8% YoY to RMB 11.911 billion in Apr 2020.



	Apr 2020 Sales (RMB bn)	YoY (%)	Percentage of Total Sales (%)
<b>Welfare Lottery</b>	<b>11.911</b>	<b>-26.9%</b>	<b>50.9%</b>
▪Lotto	10.769	1.5%	46.0%
▪Welfare VLT	0.000	-100.0%	0.0%
▪Scratch cards	1.140	-14.2%	4.9%
▪Keno	0.003	-81.9%	0.0%
<b>Sports Lottery</b>	<b>11.476</b>	<b>-41.8%</b>	<b>49.1%</b>
▪Lotto	9.845	25.6%	42.1%
▪SMG	0.432	-95.9%	1.8%
▪Scratch cards	1.198	-0.6%	5.1%
▪Sports VLT	0.000	-82.5%	0.0%
<b>Total Lottery</b>	<b>23.388</b>	<b>-35.0%</b>	<b>100.0%</b>