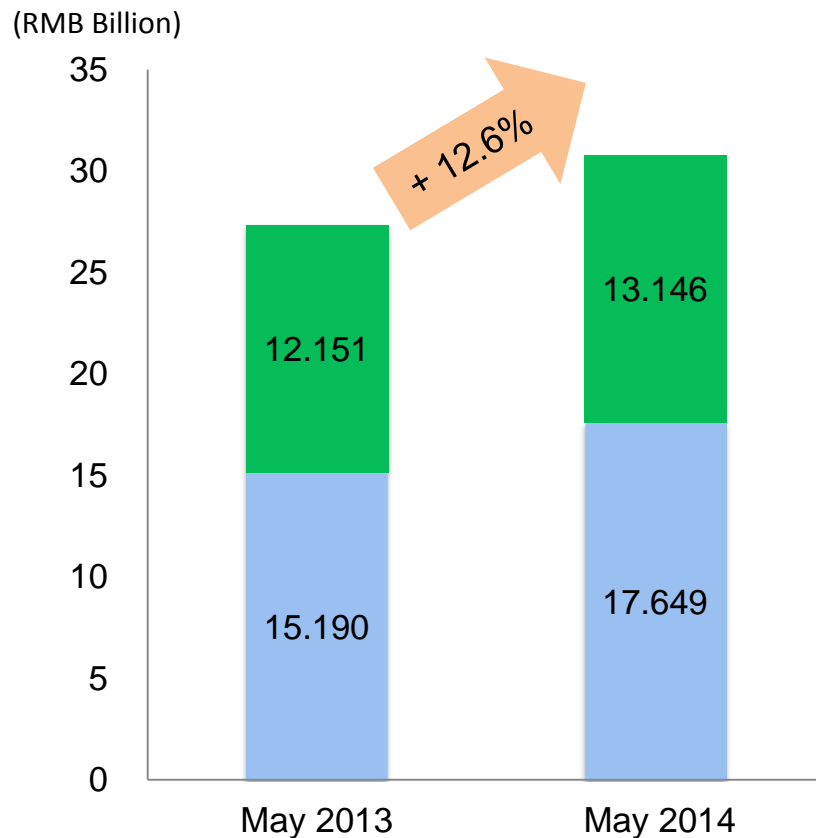


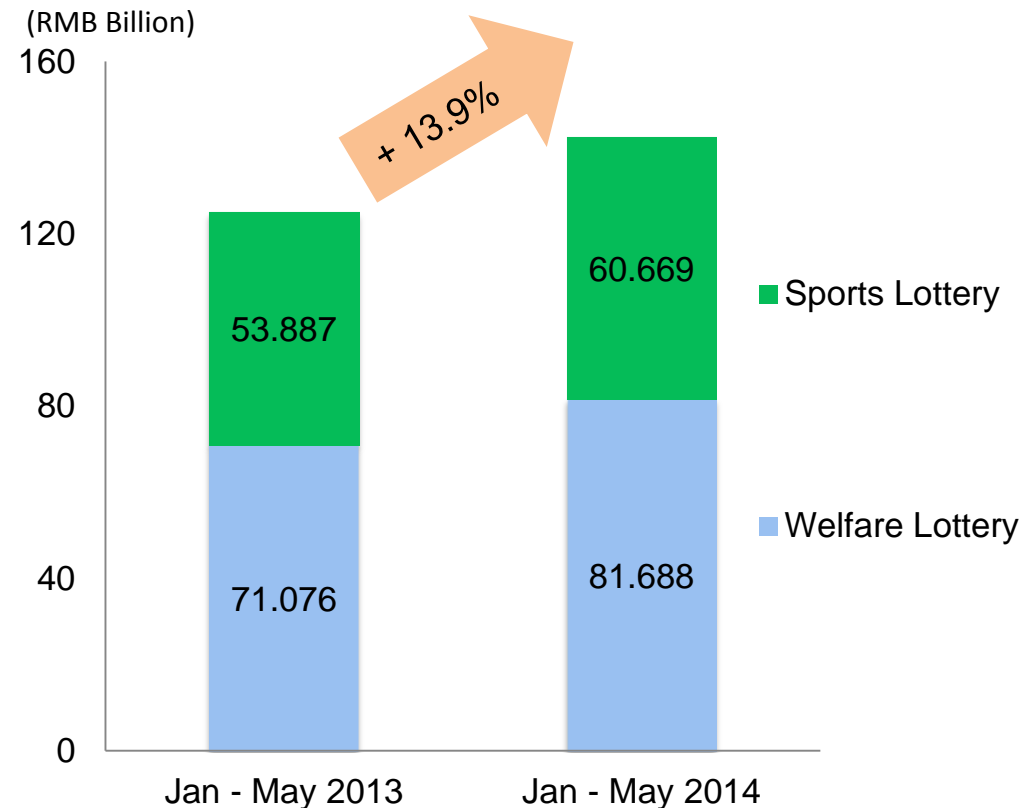
China Lottery Sales Performance

- ✓ Announced by the Ministry of Finance, total lottery sales in May 2014 increased by 12.6% YoY to RMB 30.794 billion from RMB 27.341 billion for the same period last year.
- ✓ Total lottery sales for the first five months of 2014 increased by 13.9% YoY to RMB 142.357 billion, compared to RMB 124.963 billion for the same period last year.

May 2014 Lottery Sales



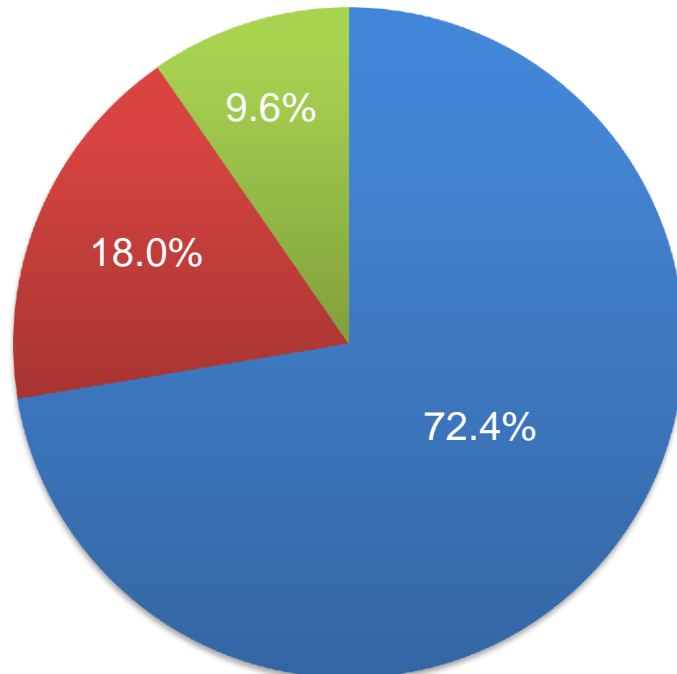
Jan – May 2014 Lottery Sales



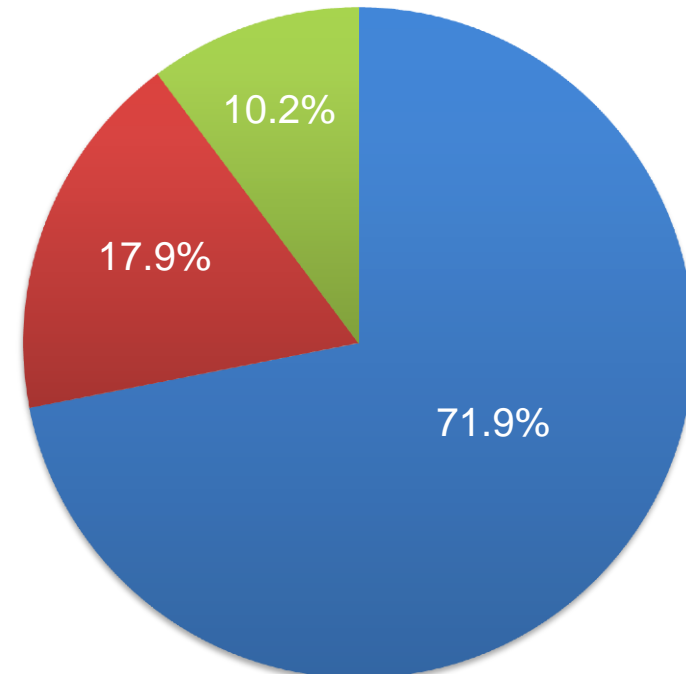
Welfare Lottery Sales Performance

- ✓ Welfare Lottery sales increased by 16.2% YoY to RMB 17.649 billion in May 2014, accounted for 57.31% of total lottery sales. Lotto games, VLT and Instant Scratch Cards accounted for 72.36%, 18.00% and 9.63% of total welfare lottery sales, respectively.
- ✓ In the first five months of 2014, Welfare Lottery sales increased by 14.9% YoY to RMB 81.688 billion, accounted for 57.38% of total lottery sales. Lotto games, VLT and Instant Scratch Cards accounted for 71.90%, 17.90% and 10.20% of total welfare lottery sales, respectively.

May 2014 Welfare Lottery Market Share by Type



Jan – May 2014 Welfare Lottery Market Share by Type



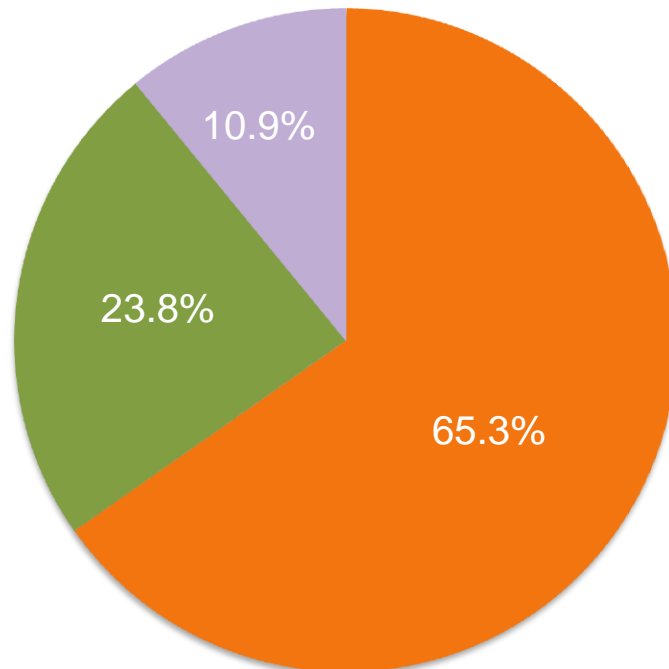
■ Welfare Lotto ■ Welfare VLT ■ Welfare Scratch Cards

■ Welfare Lotto ■ Welfare VLT ■ Welfare Scratch Cards

Sports Lottery Sales Performance

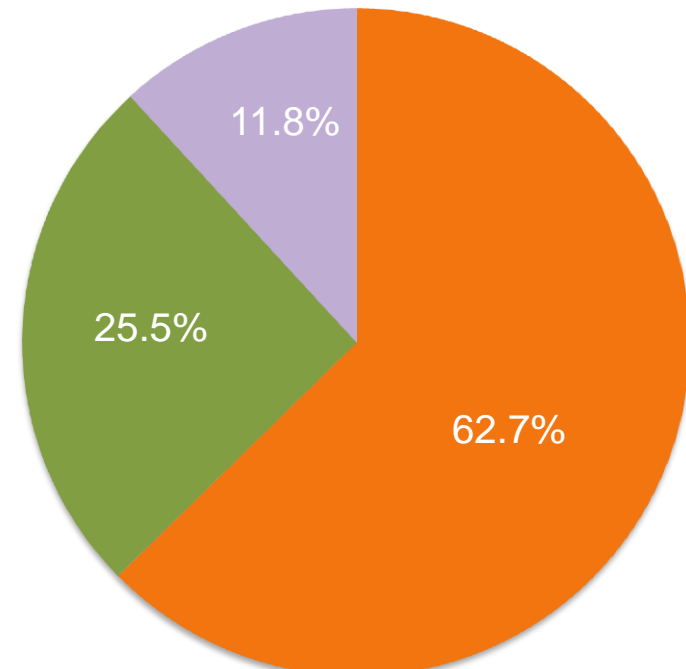
- ✓ Sports Lottery sales increased by 8.2% YoY to RMB 13.146 billion in May 2014, accounted for 42.69% of total lottery sales. Lotto games, Single Match Game and Instant Scratch Cards accounted for 65.28%, 23.80% and 10.92% of total Sports Lottery sales, respectively.
- ✓ In the first five months of 2014, Sports Lottery sales increased by 12.6% YoY to RMB 60.669 billion, accounted for 42.62% of total lottery sales. Lotto games, Single Match Game and Instant Scratch Cards accounted for 62.65%, 25.53% and 11.81% of total Sports Lottery sales, respectively.

May 2014 Sports Lottery Market Share by Type



■ Sports Lotto ■ Sports SMG ■ Sports Scratch Cards

Jan – May 2014 Sports Lottery Market Share by Type



■ Sports Lotto ■ Sports SMG ■ Sports Scratch Cards

Lottery Sales in May and First Five Months of 2014

	May 2014 (RMB/Billion)	May 2013 (RMB/Billion)	Change (%)	Jan – May 2014 (RMB/Billion)	Jan – May 2013 (RMB/Billion)	Change (%)
Welfare Lottery	17.649	15.190	+16.2%	81.688	71.076	+14.9%
- Lotto	12.771	10.976	+16.4%	58.737	51.744	+13.5%
- Video Lottery Terminal	3.178	2.384	+33.3%	14.619	11.438	+27.8%
- Instant Scratch Card	1.700	1.830	-7.1%	8.333	7.894	+5.6%
Sports Lottery	13.146	12.151	+8.2%	60.669	53.887	+12.6%
- Lotto	8.581	7.491	+14.6%	38.011	33.233	+14.4%
- Single Match Game	3.129	3.114	+0.5%	15.491	13.499	+14.8%
- Instant Scratch Card	1.435	1.546	-7.2%	7.167	7.154	+0.2%
Total	30.794	27.341	+12.6%	142.357	124.963	13.9%